

Suburb Report

Know your neighbourhood.



Property Prices

Median Unit Price*

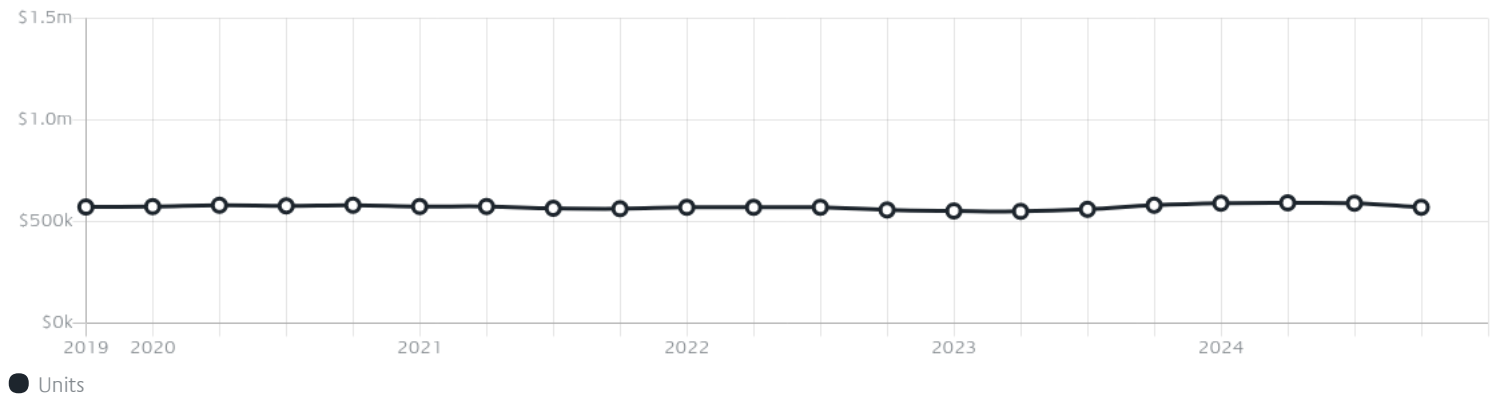
Median

\$570k

Quarterly Price Change

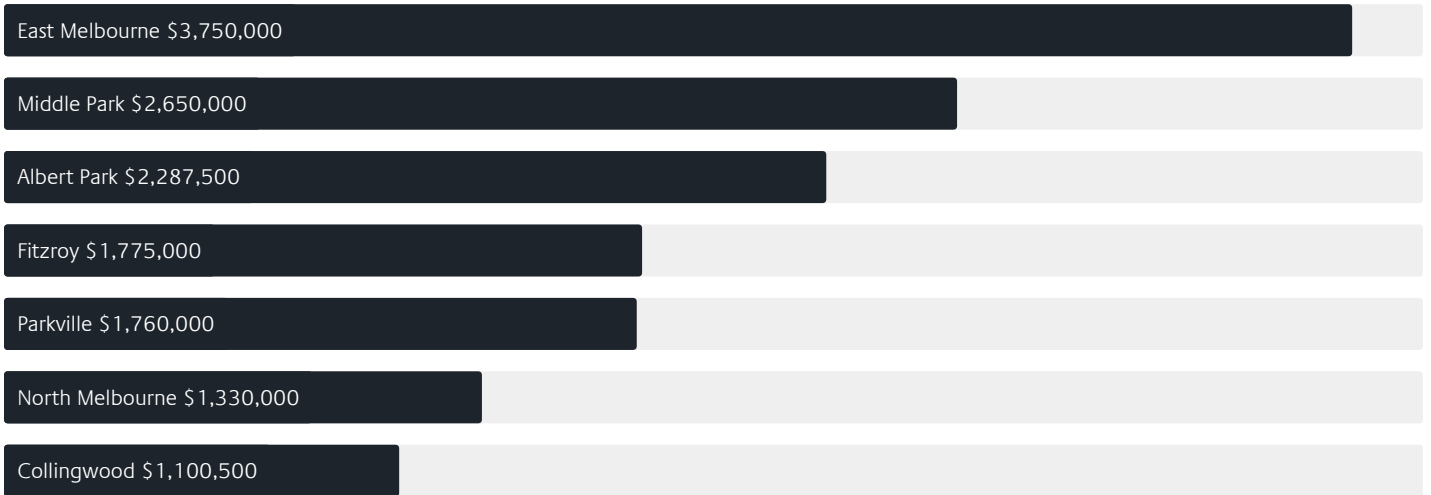
-3.38% ↓

Quarterly Price Change*

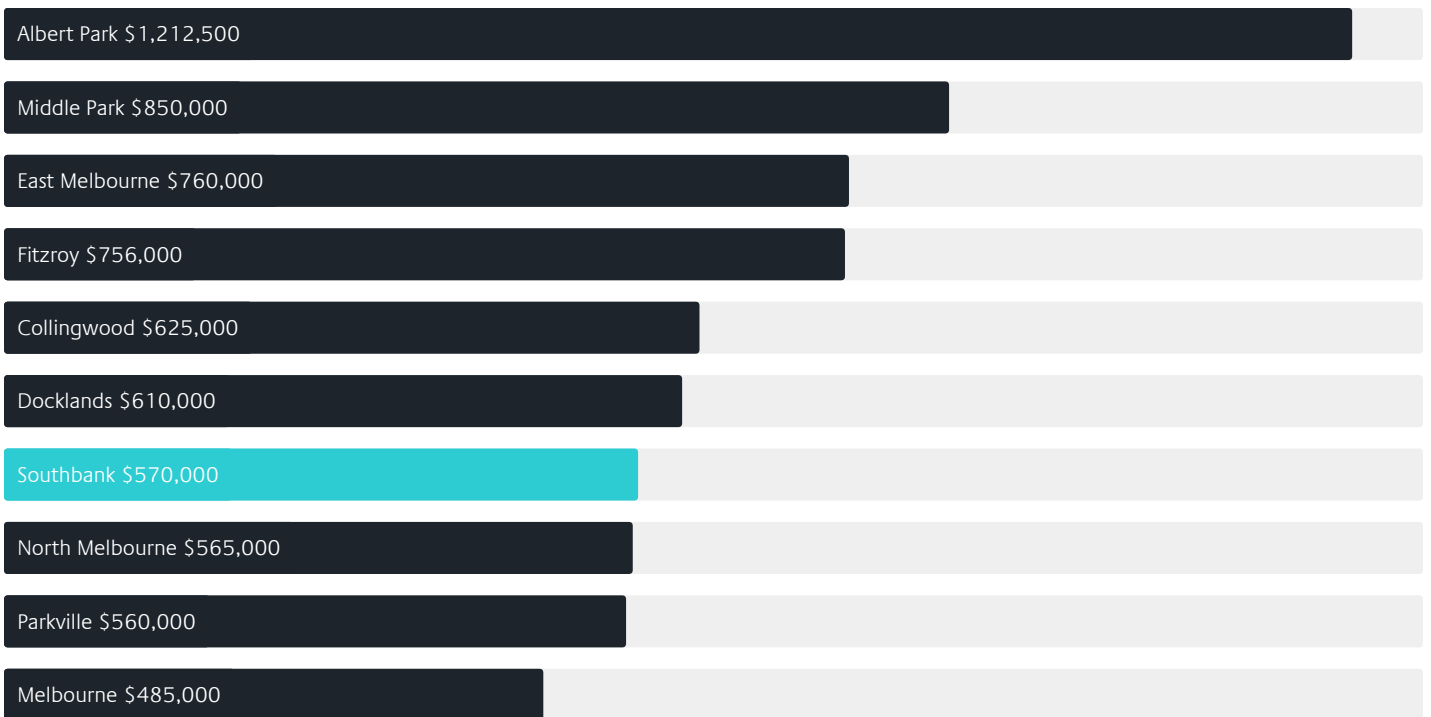


Surrounding Suburbs

Median House Sale Price*



Median Unit Sale Price*



Sales Snapshot

Sale Method^{*}



● Auction 9%
● Private 91%

Auction Clearance Rate^{*}

80%

Median Days on Market[^]

60 days

Average Hold Period^{*}

7.8 years

Insights

Dwelling Type[^]



● Houses 0% ● Units 100%

Ownership[^]



● Owned Outright 14% ● Mortgaged 19% ● Rented 67%

Population[^]

22,631

Median Asking Rent per week^{*}

\$640

Population Growth[^]

20.96%

Rental Yield^{*}

2.68%

Median Age[^]













31 years

Median Household Size[^]













1.8 people

Sold Properties~













Discover a snapshot of the most recent results for this suburb, to view the full 12 months of sales history, please go to jellisraig.com.au/suburbinsights

Address	Bedrooms	Type	Price	Sold
 1101/221 Sturt St Southbank	3	Apartment	\$1,200,000	21 Jan 2025
 1902/283 City Rd Southbank	2	Apartment	\$430,000	16 Jan 2025
 512/39 Coventry St Southbank	2	Apartment	\$525,000	16 Jan 2025
 2403/109 Clarendon St SOUTHBANK	2	Apartment	\$380,000	14 Jan 2025
 905/26 Southgate Av Southbank	1	Unit	\$490,000	13 Jan 2025
 1004/58 Clarke St Southbank	2	Apartment	\$357,500	13 Jan 2025
 801/65 Coventry St Southbank	2	Apartment	\$695,000	10 Jan 2025
 805/58 Clarke St Southbank	2	Apartment	\$420,000	09 Jan 2025
 188/173 City Rd Southbank	2	Apartment	\$622,550	09 Jan 2025
 113/38 Kavanagh St Southbank	2	Flat/Unit/Apartment	\$545,000	09 Jan 2025
 1117/65 Coventry St Southbank	1	Apartment	\$310,000	08 Jan 2025
 1901/152 Sturt St Southbank	2	Apartment	\$645,000	08 Jan 2025

Sold Properties~

Address	Bedrooms	Type	Price	Sold
 1010/283 City Rd Southbank	2	Apartment	\$406,000	31 Dec 2024
 1501/50 Haig St Southbank	2	Apartment	\$540,000	30 Dec 2024
 1102/63 Haig St Southbank	1	Apartment	\$313,000	30 Dec 2024
 2412/9 Power St Southbank	2	Flat/Unit/Apartment	\$370,000	30 Dec 2024
 24/1 Riverside Quay Southbank	2	Apartment	\$687,500	29 Dec 2024
 2701/58 Clarke St Southbank	2	Apartment	\$460,000	27 Dec 2024
 41/88 Wells St Southbank	2	Apartment	\$733,500	27 Dec 2024
 124/173 City Rd SOUTHBANK	2	Apartment	\$552,888	27 Dec 2024
 1903/22 Dorcas St Southbank	2	Apartment	\$685,000	27 Dec 2024
 120/120 Sturt St Southbank	2	Apartment	\$675,000	24 Dec 2024
 2305/163 City Rd Southbank	2	Apartment	\$600,000	24 Dec 2024
 515/152 Sturt St Southbank	1	Apartment	\$410,000	24 Dec 2024

Sold Properties~

Address	Bedrooms	Type	Price	Sold
 195/88 Southbank Blvd Southbank	3	Apartment	\$680,000	23 Dec 2024
 2213/60 Kavanagh St Southbank	2	Apartment	\$700,000	23 Dec 2024
 2904/45 Clarke St Southbank	2	Apartment	\$495,000	23 Dec 2024
 5604/18 Hoff Blvd Southbank	3	Flat/Unit/Apartment	\$1,232,112	22 Dec 2024
 1113/60 Kavanagh St Southbank	2	Apartment	\$678,000	22 Dec 2024
 75/173 City Rd Southbank	1	Apartment	\$418,000	21 Dec 2024
 1400/241 City Rd Southbank	3	Apartment	\$717,000	21 Dec 2024
 296/100 Kavanagh St Southbank	2	Apartment	\$555,000	20 Dec 2024
 1701/245 City Rd Southbank	2	Apartment	\$465,000	20 Dec 2024
 3801/63 Haig St Southbank	2	Unit	\$500,000	20 Dec 2024
 1202/65 Coventry St Southbank	1	Apartment	\$399,000	19 Dec 2024
 2211/118 Kavanagh St Southbank	1	Apartment	\$344,000	19 Dec 2024

Jellis Craig

Port Phillip Office
332 Montague Street, Albert Park
03 8644 5500

jelliscraig.com.au

Data is current as of PDF generation date 01/02/2025

* Updated Quarterly for the past 12 months

^ Updated daily for the past quarter

~ Updated daily: 33 recent results.

This publication contains data, analytics, statistics and other information supplied by PROPERTYDATAONLINE PTY LTD (PropertyData). The data provided in this publication is of a general nature and should not be construed as specific advice or relied upon in lieu of appropriate professional advice.

PropertyData relies upon data supplied by third parties and while the data is checked and reviewed, PropertyData does not warrant the accuracy or completeness of the information to the full extent permitted by the law and excludes all loss or damage howsoever arising (including through negligence) in connection with the data supplied by PropertyData. The State of Victoria owns the copyright in the Property Sales Data and reproduction of that data in any way without the consent of the State of Victoria will constitute a breach of the Copyright Act 1968 (cth). The State of Victoria does not warrant the accuracy or completeness of the Property Sales Data and any person using or relying upon such information does so on the basis that the State of Victoria accepts no responsibility or liability whatsoever for any errors, faults, defects or omissions in the information supplied.