

Suburb Report

Know your neighbourhood.



Property Prices

Median House Price*

Median

\$1.13m

Quarterly Price Change

3.92% ↑

Median Unit Price*

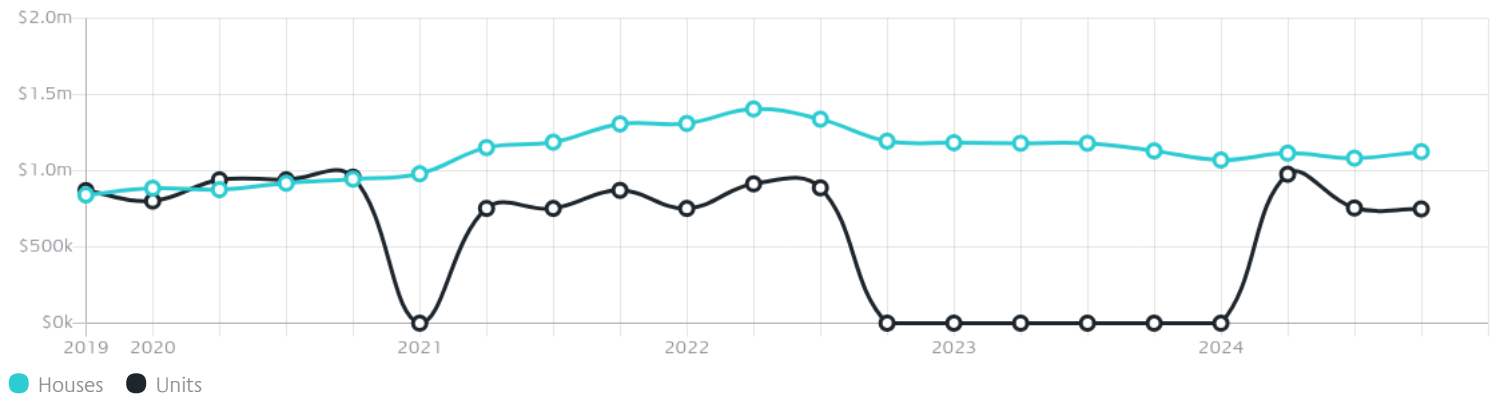
Median

\$749k

Quarterly Price Change

-0.86% ↓

Quarterly Price Change*




Surrounding Suburbs

Median House Sale Price*



Median Unit Sale Price*



Sales Snapshot

Sale Method^{*}



● Auction 64%
● Private 36%

Auction Clearance Rate^{*}

77.78%

Median Days on Market[^]

25 days

Average Hold Period^{*}

7.0 years

Insights

Dwelling Type[^]



● Houses 66% ● Units 34%

Ownership[^]



● Owned Outright 30% ● Mortgaged 42% ● Rented 28%

Population[^]

2,820

Median Asking Rent per week^{*}

\$690

Median Age[^]

37 years

Rental Yield^{*}













3.28%

Median Household Size[^]













2.6 people

Sold Properties~













Discover a snapshot of the most recent results for this suburb, to view the full 12 months of sales history, please go to jellisraig.com.au/suburbinsights

Address	Bedrooms	Type	Price	Sold
 1/13 Vernon St Spotswood	3	House	\$820,000	20 Dec 2024
 11 Cullen St Spotswood	4	House	\$1,220,500	14 Dec 2024
 18 Strong St Spotswood	3	House	\$1,240,000	07 Dec 2024
 39 The Avenue Spotswood	3	House	\$850,000	04 Dec 2024
 33 Hick St Spotswood	4	House	\$1,240,000	28 Nov 2024
 15 Hick St Spotswood	4	House	\$1,440,000	09 Nov 2024
 120 The Avenue Spotswood	3	House	\$755,000	08 Nov 2024
 206/23 Birmingham St Spotswood	1	Strata Unit/Flat	\$610,000	01 Nov 2024
 4a Montgomery Cr Spotswood	3	Townhouse	\$1,031,000	26 Oct 2024
 137 Hudsons Rd Spotswood	3	House	\$1,195,000	01 Oct 2024
 111 Hudsons Rd Spotswood	3	House	\$872,000	21 Sep 2024
 37 Hick St Spotswood	3	House	\$1,261,000	18 Sep 2024

Sold Properties~

Address	Bedrooms	Type	Price	Sold
 3/4 Ferguson St Spotswood	2	Unit	\$510,000	13 Sep 2024
 314/23 Birmingham St Spotswood	1	Strata Unit/Flat	\$549,000	13 Sep 2024
 169A Hudsons Rd Spotswood	3	House	\$1,040,000	10 Sep 2024
 208/88 Hudsons Rd Spotswood	1	Apartment	\$430,000	03 Sep 2024
 103/606 Melbourne Rd Spotswood	2	Apartment	\$495,000	30 Aug 2024
 631 Melbourne Rd Spotswood	3	House	\$1,397,500	30 Aug 2024
 3/12 Muir St Spotswood	4	Townhouse	\$1,400,000	21 Aug 2024
 19 Forrest St Spotswood	4	House	\$1,760,000	20 Aug 2024
 204/606 Melbourne Rd Spotswood	1	Strata Unit/Flat	\$495,000	17 Aug 2024
 191 Hudsons Rd Spotswood	4	House	\$1,290,000	15 Aug 2024
 2/7 Mary St Spotswood	2	Townhouse	\$845,000	10 Aug 2024
 3A Andrews St Spotswood	4	Flat/Unit/Apartment	\$1,000,000	09 Aug 2024

Sold Properties~

Address	Bedrooms	Type	Price	Sold
 29 Cullen St Spotswood	3	House	\$1,032,000	02 Aug 2024
 7a Le Fevre St Spotswood	3	House	\$1,022,000	30 Jul 2024
 30 Robert St Spotswood	2	House	\$955,000	27 Jul 2024
 308/23 Birmingham St Spotswood	3	Strata Unit/Flat	\$799,000	26 Jul 2024
 1/9 Cullen Ct Spotswood	2	Unit	\$536,000	17 Jul 2024
 502/23 Birmingham St Spotswood	2	Strata Unit/Flat	\$549,000	16 Jul 2024
 17a Bernard St Spotswood	3	House	\$956,000	09 Jul 2024
 4/25 Hope St SPOTSWOOD	2	Unit	\$715,000	09 Jul 2024
 201/51 Birmingham St Spotswood	2	Strata Unit/Flat	\$721,000	08 Jul 2024
 57 Robert St Spotswood	2	House	\$1,115,000	19 Jun 2024
 39 Reed St Spotswood	4	Townhouse	\$1,500,000	17 Jun 2024
 50 Reed St Spotswood	4	House	\$1,550,000	15 Jun 2024



Williamstown Office
84 Ferguson Street, Williamstown
03 8387 0000

jellisraig.com.au

Data is current as of PDF generation date 20/01/2025

* Updated Quarterly for the past 12 months

^ Updated daily for the past quarter

~ Updated daily: 33 recent results.

This publication contains data, analytics, statistics and other information supplied by PROPERTYDATAONLINE PTY LTD (PropertyData). The data provided in this publication is of a general nature and should not be construed as specific advice or relied upon in lieu of appropriate professional advice.

PropertyData relies upon data supplied by third parties and while the data is checked and reviewed, PropertyData does not warrant the accuracy or completeness of the information to the full extent permitted by the law and excludes all loss or damage howsoever arising (including through negligence) in connection with the data supplied by PropertyData. The State of Victoria owns the copyright in the Property Sales Data and reproduction of that data in any way without the consent of the State of Victoria will constitute a breach of the Copyright Act 1968 (cth). The State of Victoria does not warrant the accuracy or completeness of the Property Sales Data and any person using or relying upon such information does so on the basis that the State of Victoria accepts no responsibility or liability whatsoever for any errors, faults, defects or omissions in the information supplied.