

Suburb Report

Know your neighbourhood.



Property Prices

Median House Price*

Median

\$1.20m

Quarterly Price Change

6.44% ↑

Median Unit Price*

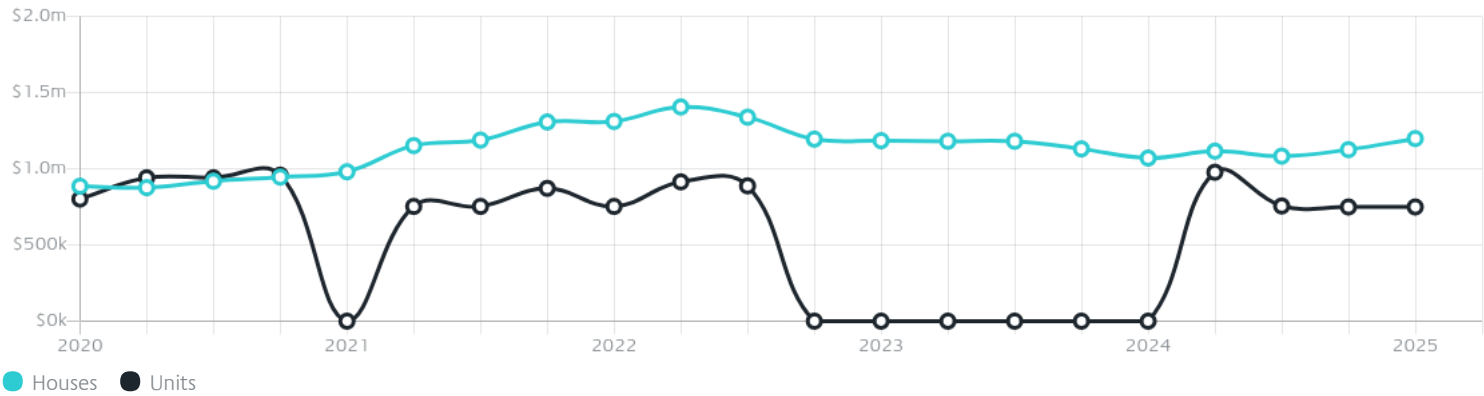
Median

\$749k

Quarterly Price Change

0.00% ↓

Quarterly Price Change*



Surrounding Suburbs

Median House Sale Price*



Median Unit Sale Price*



Sales Snapshot

Sale Method^{*}



● Auction 70%
● Private 30%

Auction Clearance Rate^{*}

100%

Median Days on Market[^]

29 days

Average Hold Period^{*}

7.0 years

Insights

Dwelling Type[^]



● Houses 66% ● Units 34%

Ownership[^]



● Owned Outright 30% ● Mortgaged 42% ● Rented 28%

Population[^]

2,820

Median Asking Rent per week^{*}

\$680

Median Age[^]

37 years

Rental Yield^{*}













3.28%

Median Household Size[^]













2.6 people

Sold Properties~













Discover a snapshot of the most recent results for this suburb, to view the full 12 months of sales history, please go to jellisraig.com.au/suburbinsights

Address	Bedrooms	Type	Price	Sold
 45 Robert St Spotswood	3	House	\$1,310,000	20 May 2025
 1 / 114 The Avenue Spotswood	3	Townhouse	\$930,000	15 May 2025
 37 Hope St Spotswood	3	House	\$950,000	10 May 2025
 53 Reed St Spotswood	3	House	\$1,270,000	05 May 2025
 41 Hope St Spotswood	3	House	\$1,665,000	15 Apr 2025
 8 Bolton St Spotswood	3	House	\$1,355,000	07 Apr 2025
 26 Reed St Spotswood	3	House	\$990,000	07 Apr 2025
 46 Hick St Spotswood	3	Townhouse	\$1,050,000	28 Mar 2025
 107 / 88 Hudsons Rd Spotswood	2	Apartment	\$600,000	27 Mar 2025
 9A Le Fevre St Spotswood	3	House	\$1,140,000	24 Mar 2025
 2 / 12 Muir St Spotswood	4	House	\$1,350,000	19 Mar 2025
 14a Birmingham St Spotswood	4	House	\$1,445,000	18 Mar 2025

Sold Properties~

Address	Bedrooms	Type	Price	Sold
 26 George St Spotswood	4	Townhouse	\$1,454,000	15 Mar 2025
 3/152 Hall St SPOTSWOOD	2	Flat/Unit/Apartment	\$725,000	10 Mar 2025
 2/152 Hall St SPOTSWOOD	2	Apartment	\$740,000	07 Mar 2025
 G4/88 Hudsons Rd Spotswood	1	Flat/Unit/Apartment	\$435,000	27 Feb 2025
 202/88 Hudsons Rd Spotswood	2	Apartment	\$530,000	26 Feb 2025
 8 Mcneilage St Spotswood	3	House	\$990,000	22 Feb 2025
 7 Mcneilage St Spotswood	3	House	\$910,000	21 Feb 2025
 200 Hudsons Rd Spotswood	3	House	\$1,450,000	13 Feb 2025
 5 George St Spotswood	3	House	\$1,415,000	07 Feb 2025
 205/23 Birmingham St Spotswood	3	Strata Unit/Flat	\$610,000	03 Feb 2025
 25 Mary St Spotswood	4	House	\$1,600,000	14 Jan 2025
 1/13 Vernon St Spotswood	3	House	\$820,000	20 Dec 2024

Sold Properties~

Address	Bedrooms	Type	Price	Sold
 3/9 Cullen Ct Spotswood	2	Unit	\$480,000	15 Dec 2024
 11 Cullen St Spotswood	4	House	\$1,220,500	14 Dec 2024
 9 Hick St Spotswood	5	House	\$2,575,000	12 Dec 2024
 1/51 Birmingham St Spotswood	3	Strata Unit/Flat	\$839,000	09 Dec 2024
 18 Strong St Spotswood	3	House	\$1,240,000	07 Dec 2024
 39 The Avenue Spotswood	3	House	\$850,000	04 Dec 2024
 33 Hick St Spotswood	4	House	\$1,240,000	28 Nov 2024
 30 Reed St Spotswood	3	House	\$1,125,000	20 Nov 2024
 15 Hick St Spotswood	4	House	\$1,440,000	09 Nov 2024
 120 The Avenue Spotswood	3	House	\$755,000	08 Nov 2024
 206/23 Birmingham St Spotswood	1	Strata Unit/Flat	\$610,000	01 Nov 2024
 4a Montgomery Cr Spotswood	3	Townhouse	\$1,031,000	26 Oct 2024



Williamstown Office
84 Ferguson Street, Williamstown
03 8387 0000

jelliscraig.com.au

Data is current as of PDF generation date 01/06/2025

* Updated Quarterly for the past 12 months

^ Updated daily for the past quarter

~ Updated daily: 33 recent results.

This publication contains data, analytics, statistics and other information supplied by PROPERTYDATAONLINE PTY LTD (PropertyData). The data provided in this publication is of a general nature and should not be construed as specific advice or relied upon in lieu of appropriate professional advice.

PropertyData relies upon data supplied by third parties and while the data is checked and reviewed, PropertyData does not warrant the accuracy or completeness of the information to the full extent permitted by the law and excludes all loss or damage howsoever arising (including through negligence) in connection with the data supplied by PropertyData. The State of Victoria owns the copyright in the Property Sales Data and reproduction of that data in any way without the consent of the State of Victoria will constitute a breach of the Copyright Act 1968 (cth). The State of Victoria does not warrant the accuracy or completeness of the Property Sales Data and any person using or relying upon such information does so on the basis that the State of Victoria accepts no responsibility or liability whatsoever for any errors, faults, defects or omissions in the information supplied.