

Suburb Report

Know your neighbourhood.



Property Prices

Median House Price*

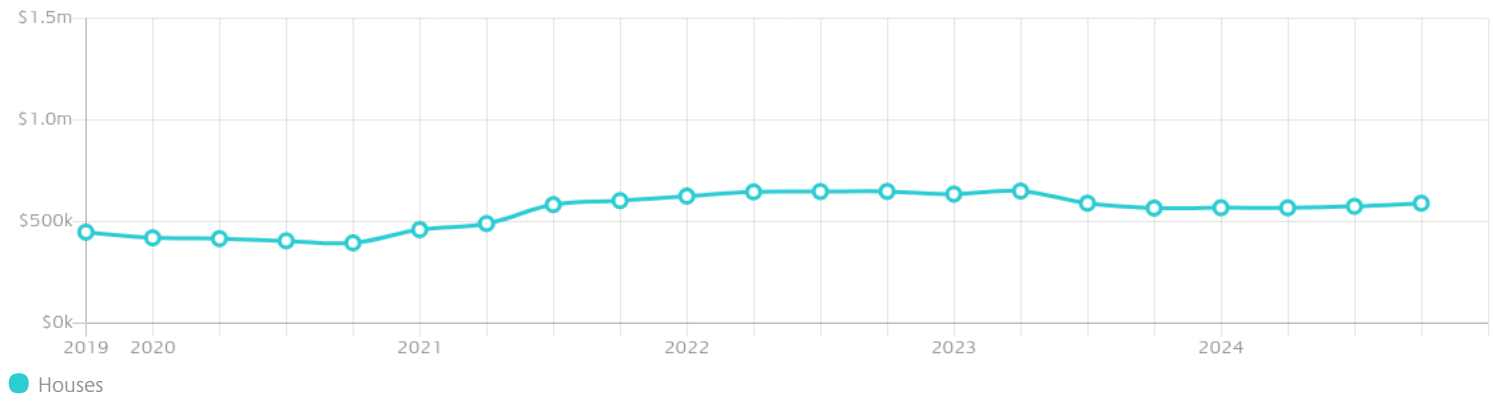
Median

\$590k

Quarterly Price Change

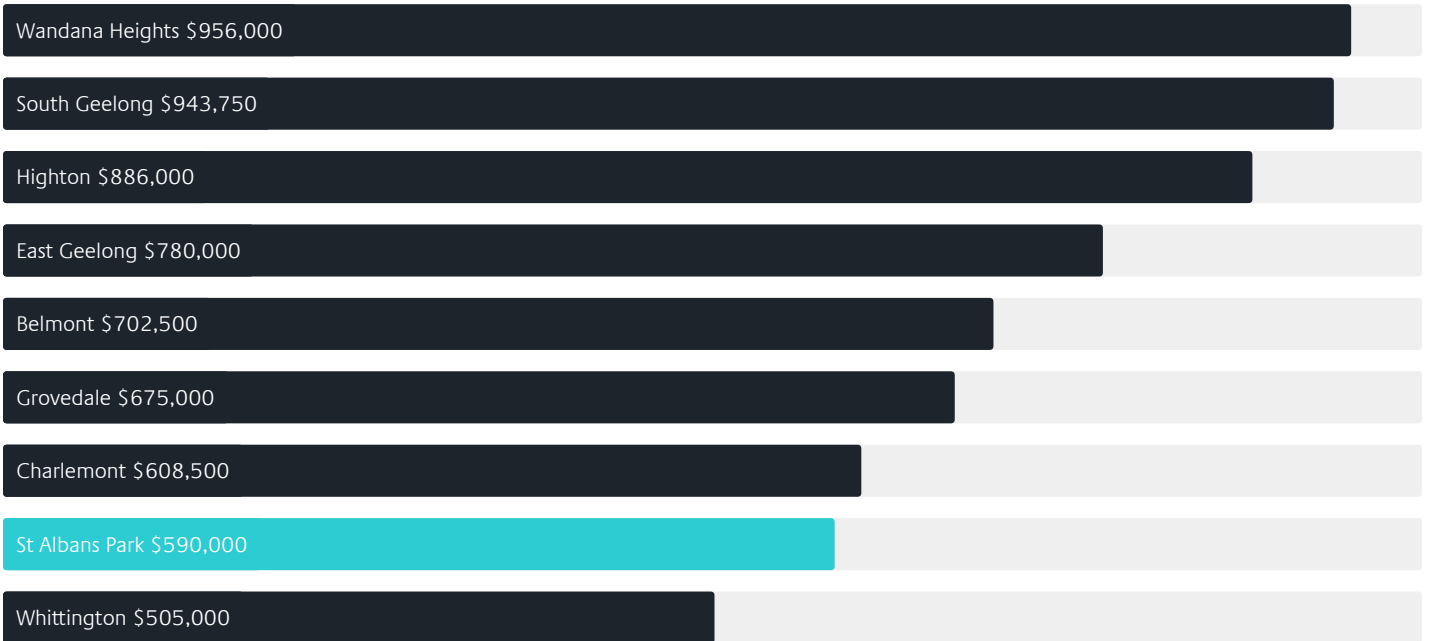
2.60% ↑

Quarterly Price Change*



Surrounding Suburbs

Median House Sale Price*



Median Unit Sale Price*



Sales Snapshot

Sale Method^{*}



● Private 100%

Median Days on Market[^]

27 days

Average Hold Period^{*}

8.6 years

Insights

Dwelling Type[^]



● Houses 86% ● Units 14%

Ownership[^]



● Owned Outright 41% ● Mortgaged 44% ● Rented 15%

Population[^]

4,942

Median Asking Rent per week^{*}

\$460

Median Age[^]

46 years

Rental Yield^{*}













4.14%

Median Household Size[^]













2.3 people

Sold Properties~













Discover a snapshot of the most recent results for this suburb, to view the full 12 months of sales history, please go to jellisraig.com.au/suburbinsights

Address	Bedrooms	Type	Price	Sold
 7 Newhaven Av St Albans Park	3	Townhouse	\$545,000	27 Nov 2024
 6/106-110 Townsend Rd St Albans Park	3	Unit	\$450,000	26 Nov 2024
 6/106 Townsend Rd St Albans Park	3	Flat/Unit/Apartment	\$450,000	25 Nov 2024
 9-11 Woods Rd St Albans Park	4	House	\$1,150,000	22 Nov 2024
 35 Westmoreland St St Albans Park	3	House	\$600,000	19 Nov 2024
 56 Grafton St St Albans Park	3	House	\$640,000	18 Nov 2024
 60 Grafton St St Albans Park	3	House	\$645,000	13 Nov 2024
 12 Enfield Dr St Albans Park	4	House	\$600,000	12 Nov 2024
 2 Ranken La St Albans Park	2	House	\$626,888	01 Nov 2024
 11 St Albans St St Albans Park	3	House	\$547,500	29 Oct 2024
 3/164 Townsend Rd St Albans Park	3	Flat/Unit/Apartment	\$509,000	26 Oct 2024
 5 Rimfire Cl St Albans Park	3	House	\$630,000	18 Oct 2024

Sold Properties~

Address	Bedrooms	Type	Price	Sold
 300 Wilsons Rd St Albans Park	3	House	\$535,000	14 Oct 2024
 20 Enfield Dr St Albans Park	3	House	\$605,000	11 Oct 2024
 18 Enfield Dr St Albans Park	4	House	\$570,000	04 Oct 2024
 16 Mervyn Ct St Albans Park	3	House	\$570,000	03 Oct 2024
 1 / 10 Westmoreland St St Albans Park	3	Flat/Unit/Apartment	\$475,000	01 Oct 2024
 56 Aldershot Rd St Albans Park	2	House	\$530,000	27 Sep 2024
 1 / 17 St Albans St St Albans Park	2	Unit	\$380,000	26 Sep 2024
 273 Boundary Rd St Albans Park	3	House	\$420,000	26 Sep 2024
 3 Homestead Dr St Albans Park	3	House	\$630,000	23 Sep 2024
 3 Tresco Ct St Albans Park	3	House	\$645,000	19 Sep 2024
 63 Homestead Dr St Albans Park	3	House	\$641,000	18 Sep 2024
 8 Garnfield Pl St Albans Park	3	House	\$730,000	14 Sep 2024

Sold Properties~

Address	Bedrooms	Type	Price	Sold
 14 Lucy Ct St Albans Park	3	House	\$540,000	03 Sep 2024
 35 Aldershot Rd St Albans Park	3	House	\$565,000	02 Sep 2024
 40 Paramount Cr ST ALBANS PARK	3	House	\$536,000	23 Aug 2024
 8 Paratone Cr St Albans Park	3	House	\$725,000	20 Aug 2024
 41 Grafton St St Albans Park	4	House	\$585,000	12 Aug 2024
 15 Raymond Ct St Albans Park	3	House	\$585,000	06 Aug 2024
 13 Chandos Ct St Albans Park	3	House	\$525,000	02 Aug 2024
 31 Carbine Dr St Albans Park	3	House	\$632,500	27 Jul 2024
 3 Gandross Pl ST ALBANS PARK	3	House	\$575,000	26 Jul 2024
 39 Govett Cr St Albans Park	3	House	\$550,000	22 Jul 2024
 42 St James St St Albans Park	3	House	\$505,000	19 Jul 2024
 9 Mervyn Ct St Albans Park	3	House	\$580,000	19 Jul 2024

Jellis Craig

Geelong Office
205 Pakington Street, Geelong West
(03) 5222 7772

jellisraig.com.au

Data is current as of PDF generation date 20/01/2025

* Updated Quarterly for the past 12 months

^ Updated daily for the past quarter

~ Updated daily: 33 recent results.

This publication contains data, analytics, statistics and other information supplied by PROPERTYDATAONLINE PTY LTD (PropertyData). The data provided in this publication is of a general nature and should not be construed as specific advice or relied upon in lieu of appropriate professional advice.

PropertyData relies upon data supplied by third parties and while the data is checked and reviewed, PropertyData does not warrant the accuracy or completeness of the information to the full extent permitted by the law and excludes all loss or damage howsoever arising (including through negligence) in connection with the data supplied by PropertyData. The State of Victoria owns the copyright in the Property Sales Data and reproduction of that data in any way without the consent of the State of Victoria will constitute a breach of the Copyright Act 1968 (cth). The State of Victoria does not warrant the accuracy or completeness of the Property Sales Data and any person using or relying upon such information does so on the basis that the State of Victoria accepts no responsibility or liability whatsoever for any errors, faults, defects or omissions in the information supplied.