

Suburb Report

Know your neighbourhood.



Property Prices

Median House Price*

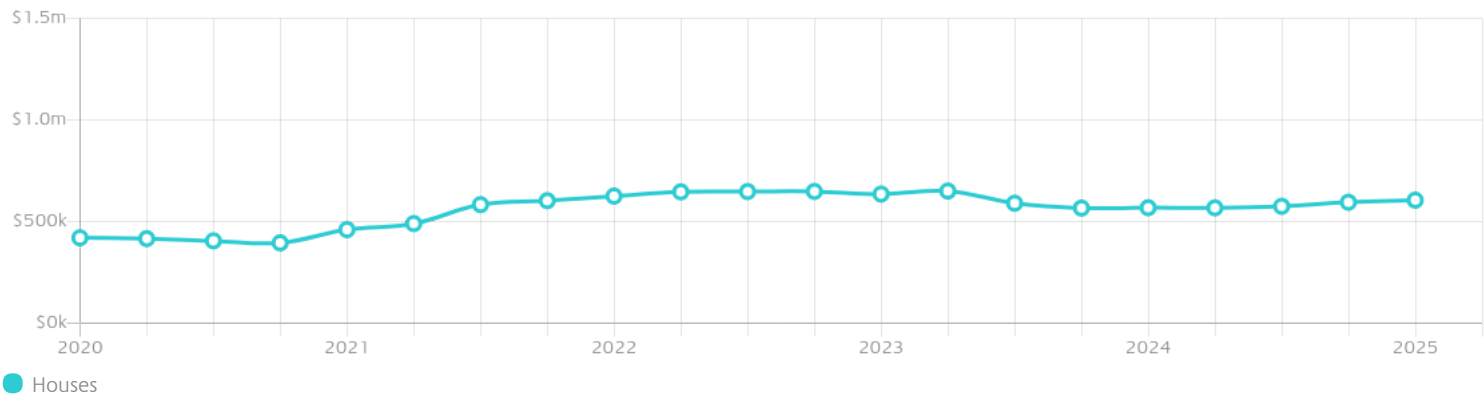
Median

\$605k

Quarterly Price Change

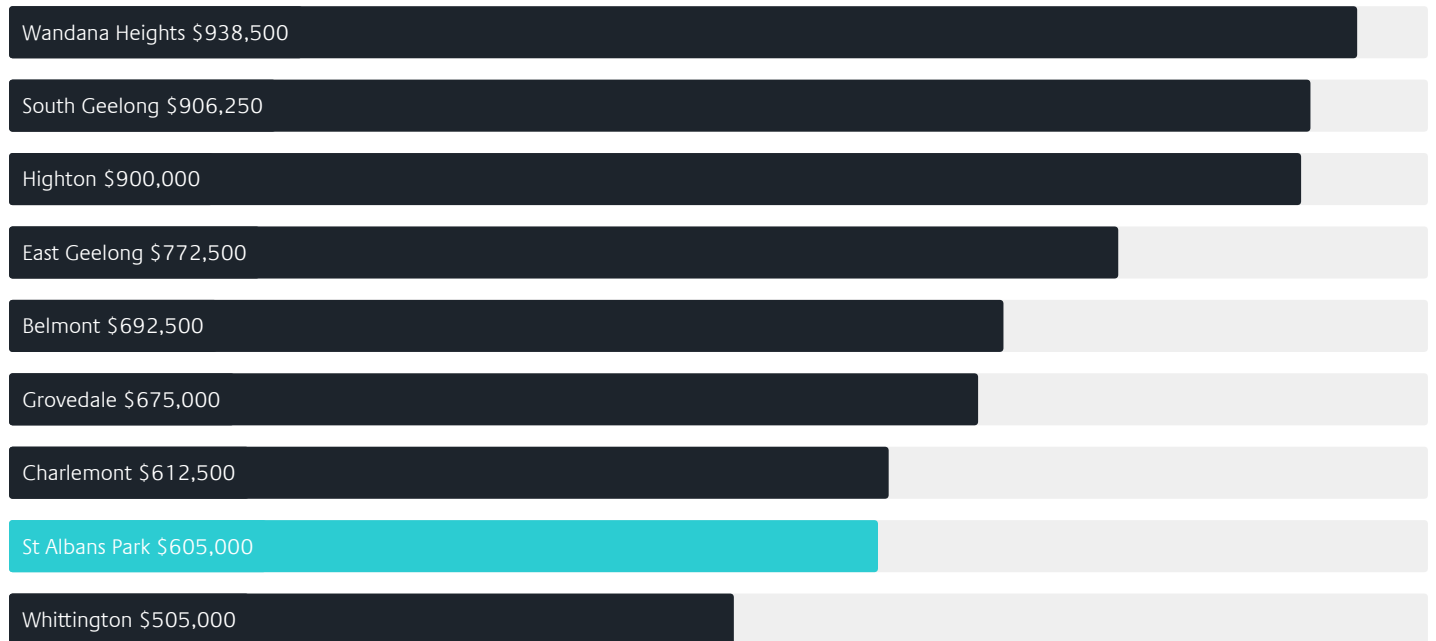
1.68% ↑

Quarterly Price Change*



Surrounding Suburbs

Median House Sale Price*



Median Unit Sale Price*



Sales Snapshot

Sale Method^{*}



● Private 100%

Median Days on Market[^]

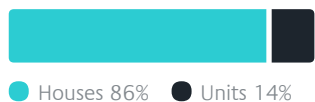
31 days

Average Hold Period^{*}

8.6 years

Insights

Dwelling Type[^]



Population[^]

4,942

Ownership[^]



Median Asking Rent per week^{*}

\$460

Median Age[^]

46 years

Rental Yield^{*}













4.14%

Median Household Size[^]













2.3 people

Sold Properties~













Discover a snapshot of the most recent results for this suburb, to view the full 12 months of sales history, please go to jellisraig.com.au/suburbinsights

Address	Bedrooms	Type	Price	Sold
 33 Filipi Dr St Albans Park	3	House	\$612,500	30 Mar 2025
 31 Langer Dr St Albans Park	4	House	\$792,000	18 Mar 2025
 16 Aldershot Rd St Albans Park	3	House	\$558,000	17 Mar 2025
 6 Westmoreland St St Albans Park	4	House	\$648,000	06 Mar 2025
 58 St Albans St St Albans Park	3	House	\$565,000	20 Feb 2025
 12 Bradford St St Albans Park	4	House	\$735,000	18 Feb 2025
 46 Chandos Ct St Albans Park	3	House	\$498,000	09 Feb 2025
 2b Elizabeth St St Albans Park	2	Unit	\$487,000	31 Jan 2025
 1/58 Townsend Rd St Albans Park	3	Strata Unit/Flat	\$500,000	21 Jan 2025
 60 St Albans St St Albans Park	3	House	\$717,000	11 Jan 2025
 1 Carbine Dr St Albans Park	3	House	\$625,000	20 Dec 2024
 26b Collins St St Albans Park	3	House	\$560,000	14 Dec 2024

Sold Properties~

Address	Bedrooms	Type	Price	Sold
 9 St James St St Albans Park	3	House	\$275,000	05 Dec 2024
 14 Gandross Pl ST ALBANS PARK	3	House	\$660,000	03 Dec 2024
 7 Newhaven Av St Albans Park	3	Townhouse	\$545,000	27 Nov 2024
 6/106-110 Townsend Rd St Albans Park	3	Unit	\$450,000	26 Nov 2024
 6/106 Townsend Rd St Albans Park	3	Flat/Unit/Apartment	\$450,000	25 Nov 2024
 9-11 Woods Rd St Albans Park	4	House	\$1,150,000	22 Nov 2024
 9 Woods Rd St Albans Park	4	House	\$1,150,000	22 Nov 2024
 35 Westmoreland St St Albans Park	3	House	\$600,000	19 Nov 2024
 56 Grafton St St Albans Park	3	House	\$640,000	18 Nov 2024
 60 Grafton St St Albans Park	3	House	\$645,000	13 Nov 2024
 12 Enfield Dr St Albans Park	4	House	\$600,000	12 Nov 2024
 1/264 Wilsons Rd St Albans Park	3	Strata Unit/Flat	\$465,000	10 Nov 2024

Sold Properties~

Address	Bedrooms	Type	Price	Sold
 2 Ranken La St Albans Park	2	House	\$626,888	01 Nov 2024
 42 Paratone Cr St Albans Park	4	House	\$655,000	30 Oct 2024
 11 St Albans St St Albans Park	3	House	\$547,500	29 Oct 2024
 3/164 Townsend Rd St Albans Park	3	Flat/Unit/Apartment	\$509,000	26 Oct 2024
 5 Rimfire Cl St Albans Park	3	House	\$630,000	18 Oct 2024
 20 Enfield Dr St Albans Park	3	House	\$605,000	11 Oct 2024
 18 Enfield Dr St Albans Park	4	House	\$570,000	04 Oct 2024
 16 Mervyn Ct St Albans Park	3	House	\$570,000	03 Oct 2024
 1/10 Westmoreland St St Albans Park	3	Flat/Unit/Apartment	\$475,000	01 Oct 2024
 56 Aldershot Rd St Albans Park	2	House	\$530,000	27 Sep 2024
 1/17 St Albans St St Albans Park	2	Unit	\$380,000	26 Sep 2024
 273 Boundary Rd St Albans Park	3	House	\$420,000	26 Sep 2024



Geelong Office
205 Pakington Street, Geelong West
(03) 5222 7772

jelliscraig.com.au

Data is current as of PDF generation date 01/05/2025

* Updated Quarterly for the past 12 months

^ Updated daily for the past quarter

~ Updated daily: 33 recent results.

This publication contains data, analytics, statistics and other information supplied by PROPERTYDATAONLINE PTY LTD (PropertyData). The data provided in this publication is of a general nature and should not be construed as specific advice or relied upon in lieu of appropriate professional advice.

PropertyData relies upon data supplied by third parties and while the data is checked and reviewed, PropertyData does not warrant the accuracy or completeness of the information to the full extent permitted by the law and excludes all loss or damage howsoever arising (including through negligence) in connection with the data supplied by PropertyData. The State of Victoria owns the copyright in the Property Sales Data and reproduction of that data in any way without the consent of the State of Victoria will constitute a breach of the Copyright Act 1968 (cth). The State of Victoria does not warrant the accuracy or completeness of the Property Sales Data and any person using or relying upon such information does so on the basis that the State of Victoria accepts no responsibility or liability whatsoever for any errors, faults, defects or omissions in the information supplied.