

Suburb Report

Know your neighbourhood.



Property Prices

Median House Price*

Median

\$1.61m

Quarterly Price Change

1.90% ↑

Median Unit Price*


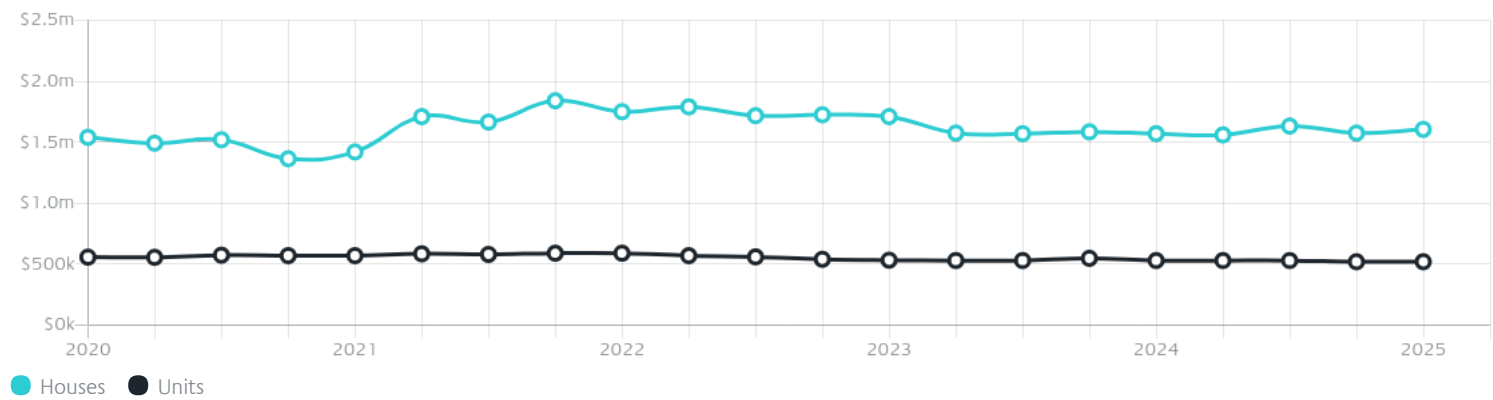
Median

\$520k

Quarterly Price Change

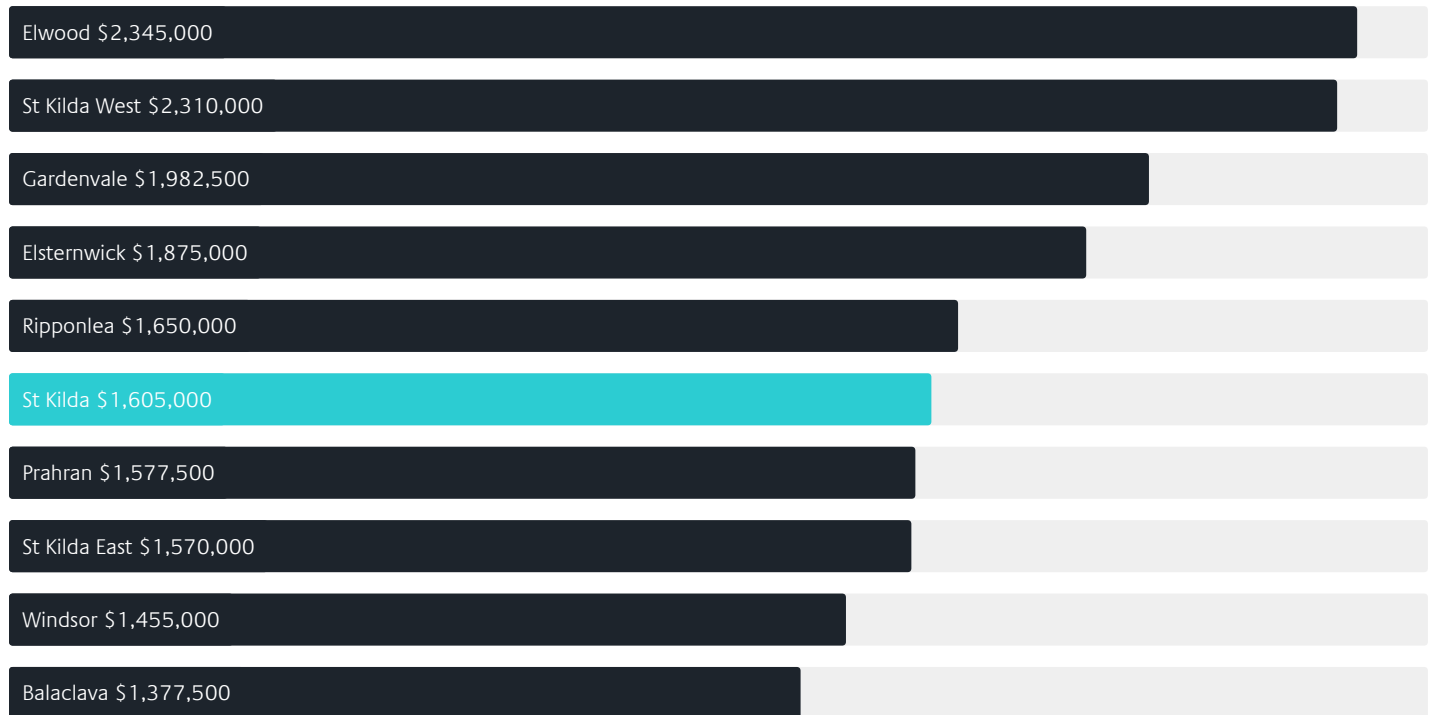
0.00% ↓

Quarterly Price Change*




Surrounding Suburbs

Median House Sale Price*



Median Unit Sale Price*



Sales Snapshot

Sale Method*



● Auction 25%
● Private 75%

Auction Clearance Rate*

79.55%

Median Days on Market^

31 days

Average Hold Period*

7.8 years

Insights

Dwelling Type^



● Houses 6% ● Units 94%

Ownership^



● Owned Outright 16% ● Mortgaged 26% ● Rented 58%

Population^

19,490

Median Asking Rent per week*

\$820

Population Growth^

-3.66%

Rental Yield*

2.44%

Median Age^













36 years

Median Household Size^






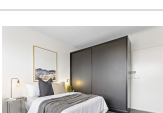

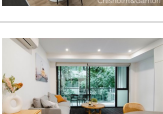




1.7 people

Sold Properties~













Discover a snapshot of the most recent results for this suburb, to view the full 12 months of sales history, please go to jellisicraig.com.au/suburbinsights

Address	Bedrooms	Type	Price	Sold
 7 / 14 Robe St St Kilda	2	Apartment	\$821,500	04 Aug 2025
 1 / 20 Princes St St Kilda	2	Apartment	\$695,000	26 Jun 2025
 507C/3 Greeves St St Kilda	1	Apartment	\$565,000	25 Jun 2025
 6 / 193 Fitzroy St St Kilda	2	Apartment	\$701,200	23 Jun 2025
 9 / 197 Inkerman St St Kilda	1	Apartment	\$425,000	22 Jun 2025
 802 / 3-5 St Kilda Rd St Kilda	1	Apartment	\$350,000	17 Jun 2025
 9d / 12 Marine Pde St Kilda	1	Apartment	\$500,000	17 Jun 2025
 209 / 131 Acland St St Kilda	1	Apartment	\$475,000	16 Jun 2025
 4 / 63 Pakington St St Kilda	1	Apartment	\$350,000	15 Jun 2025
 11 Spenser St St Kilda	4	House	\$1,780,000	13 Jun 2025
 14 / 151 Fitzroy St St Kilda	1	Apartment	\$460,000	05 Jun 2025
 105E / 5 Greeves St St Kilda	2	Apartment	\$706,500	05 Jun 2025

Sold Properties~

Address	Bedrooms	Type	Price	Sold
 1 / 10 Acland St St Kilda	1	Apartment	\$400,000	04 Jun 2025
 22 / 8 St Leonards Av St Kilda	1	Apartment	\$385,000	04 Jun 2025
 6 / 2 Robe St St Kilda	1	Apartment	\$400,000	04 Jun 2025
 201 / 200 St Kilda Rd St Kilda	1	Apartment	\$370,000	02 Jun 2025
 15 / 45 Alma Rd St Kilda	1	Apartment	\$341,500	30 May 2025
 16 / 1 Acland St St Kilda	0	Studio Apartment	\$250,000	30 May 2025
 320 / 163 Fitzroy St St Kilda	1	Apartment	\$410,000	30 May 2025
 213 / 163 Fitzroy St St Kilda	1	Apartment	\$365,000	30 May 2025
 101 / 60 Wellington St St Kilda	1	Apartment	\$292,000	29 May 2025
 6 / 67a Barkly St St Kilda	2	Apartment	\$435,000	29 May 2025
 316 / 163 Fitzroy St St Kilda	1	Apartment	\$310,000	28 May 2025
 4 / 88 Blessington St St Kilda	2	Apartment	\$750,000	27 May 2025

Sold Properties~

Address	Bedrooms	Type	Price	Sold
 10/170 Barkly St St Kilda	2	Apartment	\$575,000	27 May 2025
 202/7 Brighton Rd St Kilda	2	Apartment	\$411,000	26 May 2025
 8/42 Burnett St St Kilda	2	Apartment	\$647,500	24 May 2025
 905/163 Fitzroy St St Kilda	2	Apartment	\$565,000	22 May 2025
 8/14 Fitzroy St St Kilda	2	Apartment	\$460,000	21 May 2025
 9/26 Wellington St St Kilda	2	Apartment	\$481,500	21 May 2025
 81 Pakington St St Kilda	3	House	\$1,166,000	20 May 2025
 2/36 Waterloo Cr ST KILDA	1	Apartment	\$280,000	19 May 2025
 10/40 Waterloo Cr St Kilda Sold Off Market.	1	Apartment	\$300,000	16 May 2025
 601/71 Inkerman St St Kilda	2	Apartment	\$838,000	16 May 2025
 14/21 Mitford St ST KILDA	2	Apartment	\$725,000	16 May 2025
 10/14 Crimea St St Kilda	1	Unit	\$392,000	15 May 2025



Port Phillip Office
332 Montague Street, Albert Park
03 8644 5500

jelliscraig.com.au

Data is current as of PDF generation date 01/07/2025

* Updated Quarterly for the past 12 months

^ Updated daily for the past quarter

~ Updated daily: 33 recent results.

This publication contains data, analytics, statistics and other information supplied by PROPERTYDATAONLINE PTY LTD (PropertyData). The data provided in this publication is of a general nature and should not be construed as specific advice or relied upon in lieu of appropriate professional advice.

PropertyData relies upon data supplied by third parties and while the data is checked and reviewed, PropertyData does not warrant the accuracy or completeness of the information to the full extent permitted by the law and excludes all loss or damage howsoever arising (including through negligence) in connection with the data supplied by PropertyData. The State of Victoria owns the copyright in the Property Sales Data and reproduction of that data in any way without the consent of the State of Victoria will constitute a breach of the Copyright Act 1968 (cth). The State of Victoria does not warrant the accuracy or completeness of the Property Sales Data and any person using or relying upon such information does so on the basis that the State of Victoria accepts no responsibility or liability whatsoever for any errors, faults, defects or omissions in the information supplied.