

# *Suburb* **INSIGHTS**

3223  
ST LEONARDS



Data that shapes your suburb.

**Jellis  
Craig**



# Property Prices

## Median House Price\*

Median

**\$745k**

Quarterly Price Change

**1.29% ↑**

## Median Unit Price\*

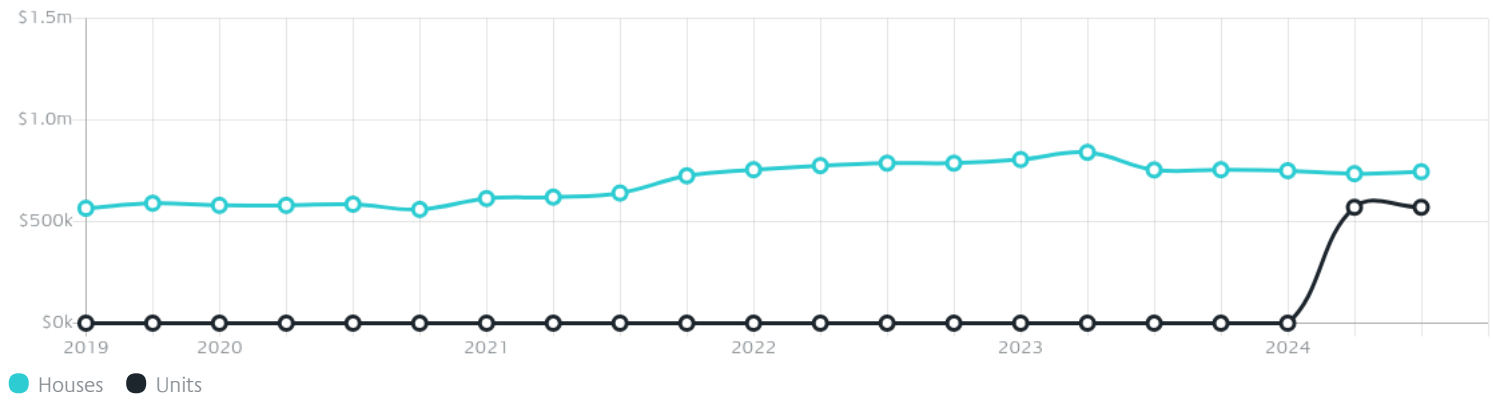
Median

**\$570k**

Quarterly Price Change

**0.00% ↓**

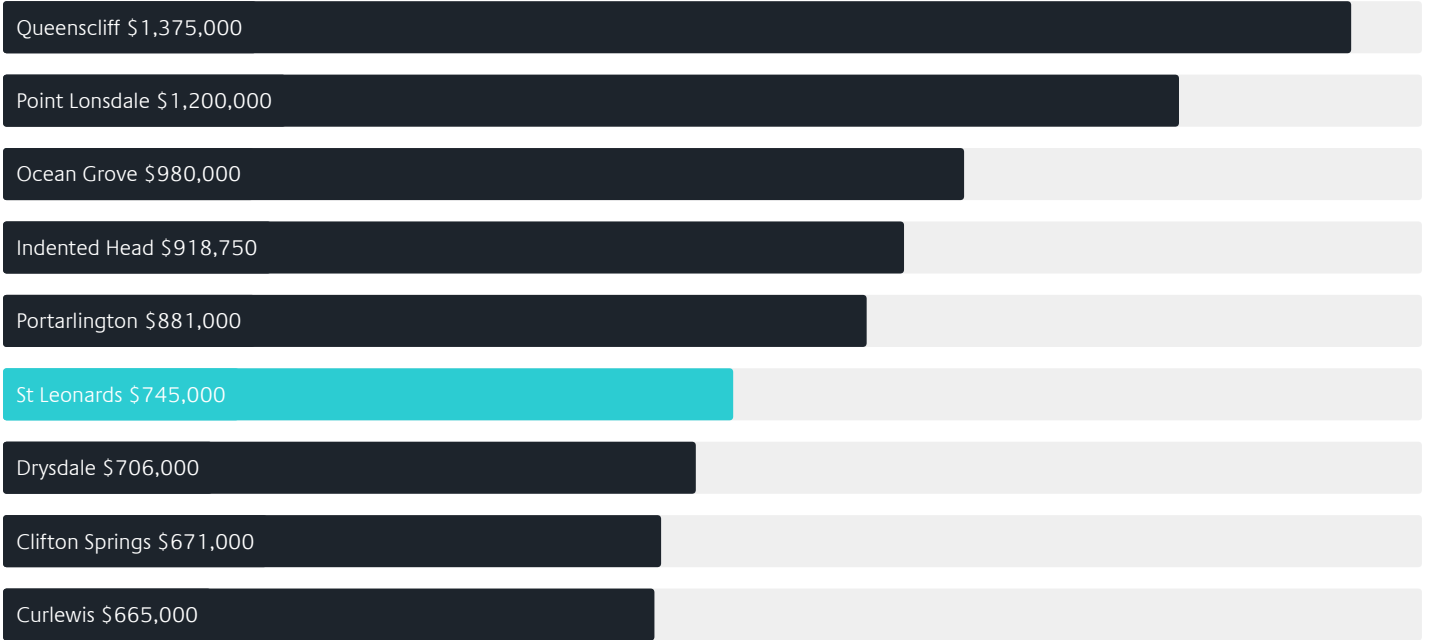
## Quarterly Price Change\*



# Surrounding Suburbs

---

## Median House Sale Price\*



## Median Unit Sale Price\*



# Sales Snapshot

Sale Method\*



● Auction 2%  
● Private 98%

Auction Clearance Rate\*

100%

Median Days on Market^

109 days

Average Hold Period\*

3.7 years

## Insights

Dwelling Type^



● Houses 92% ● Units 8%

Ownership^



● Owned Outright 52% ● Mortgaged 27% ● Rented 21%

Population^

3,542

Median Asking Rent per week\*

\$470

Median Age^

56 years

Rental Yield\*












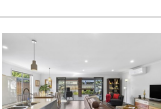
3.29%

Median Household Size^













2.1 people

# Sold Properties~













Discover a snapshot of the most recent results for this suburb, to view the full 12 months of sales history, please go to [jellisicraig.com.au/suburbinsights](https://jellisicraig.com.au/suburbinsights)

Address	Bedrooms	Type	Price	Sold
 9 Port Deakin St St Leonards	4	House	\$599,000	29 Nov 2024
 11 Bluebill St St Leonards	4	House	\$885,000	13 Nov 2024
 30 Countess Dr St Leonards	3	House	\$730,000	13 Nov 2024
 455 The Esplanade St Leonards	4	House	\$1,400,000	12 Nov 2024
 84 Black Swan Dr St Leonards	4	House	\$725,000	08 Nov 2024
 35 Leonard St St Leonards	4	House	\$900,000	01 Nov 2024
 61 Harvey Rd St Leonards	4	House	\$980,000	28 Oct 2024
 50 Countess Dr St Leonards	4	House	\$710,000	21 Oct 2024
 29 Mouchemore Av St Leonards	3	House	\$630,000	17 Oct 2024
 57 Blanche St St Leonards	3	House	\$706,000	17 Oct 2024
 20 Bluebill St St Leonards	4	House	\$842,000	17 Oct 2024
 26 Countess Dr St Leonards	3	House	\$620,000	17 Oct 2024

# Sold Properties~

Address	Bedrooms	Type	Price	Sold
 26 Blanche St St Leonards	3	House	\$660,000	15 Oct 2024
 140 Bluff Rd St Leonards	5	House	\$1,090,000	14 Oct 2024
 420 Ibbotson St St Leonards	3	House	\$455,000	08 Oct 2024
 4 Wave St St Leonards	4	House	\$790,000	08 Oct 2024
 61-63 Old St Leonards Rd St Leonards	3	House	\$1,000,000	04 Oct 2024
 28 Duchess Dr St Leonards	4	House	\$690,000	04 Oct 2024
 61 Old St Leonards Rd St Leonards	3	House	\$1,000,000	04 Oct 2024
 45 Reardon Cr St Leonards	4	House	\$727,000	02 Oct 2024
 2/25 Turnberry Cl St Leonards	4	House	\$787,000	30 Sep 2024
 1 Devenish Way St Leonards	6	House	\$720,000	25 Sep 2024
 27 Georgina Av St Leonards	4	House	\$705,000	23 Sep 2024
 35 Lake View Cr St Leonards	2	House	\$600,000	22 Sep 2024

# Sold Properties~

Address	Bedrooms	Type	Price	Sold
 20 Elegante Rd St Leonards	4	House	\$655,000	20 Sep 2024
 12 Chaffey Ct St Leonards	3	House	\$690,000	17 Sep 2024
 389 The Esplanade St Leonards	3	House	\$1,350,000	13 Sep 2024
 28 Coatsworth Av St Leonards	2	House	\$590,000	12 Sep 2024
 1 Rhonda Av St Leonards	4	House	\$1,200,000	12 Sep 2024
 15 Seabrook Cr St Leonards	4	House	\$742,500	12 Sep 2024
 19 Swain Wlk St Leonards	3	House	\$820,000	11 Sep 2024
 4 Thornton Av St Leonards	3	House	\$1,342,500	11 Sep 2024
 36 Wattlehill Gr St Leonards	3	House	\$590,000	09 Sep 2024
 70 Black Swan Dr St Leonards	4	House	\$740,000	09 Sep 2024
 1 Bartail Way St Leonards	3	House	\$810,000	29 Aug 2024
 55 Reardon Cr St Leonards	4	House	\$740,000	23 Aug 2024





[jelliscraig.com.au](http://jelliscraig.com.au)

Data is current as of PDF generation date 01/12/2024

\* Updated Quarterly for the past 12 months

^ Updated daily for the past quarter

~ Updated daily: 33 recent results.

This publication contains data, analytics, statistics and other information supplied by PROPERTYDATAONLINE PTY LTD (PropertyData). The data provided in this publication is of a general nature and should not be construed as specific advice or relied upon in lieu of appropriate professional advice.

PropertyData relies upon data supplied by third parties and while the data is checked and reviewed, PropertyData does not warrant the accuracy or completeness of the information to the full extent permitted by the law and excludes all loss or damage howsoever arising (including through negligence) in connection with the data supplied by PropertyData. The State of Victoria owns the copyright in the Property Sales Data and reproduction of that data in any way without the consent of the State of Victoria will constitute a breach of the Copyright Act 1968 (cth). The State of Victoria does not warrant the accuracy or completeness of the Property Sales Data and any person using or relying upon such information does so on the basis that the State of Victoria accepts no responsibility or liability whatsoever for any errors, faults, defects or omissions in the information supplied.