

# *Suburb Report*

Know your neighbourhood.



# Property Prices

## Median House Price\*

Median

**\$720k**

Quarterly Price Change

**-2.86% ↓**

## Median Unit Price\*

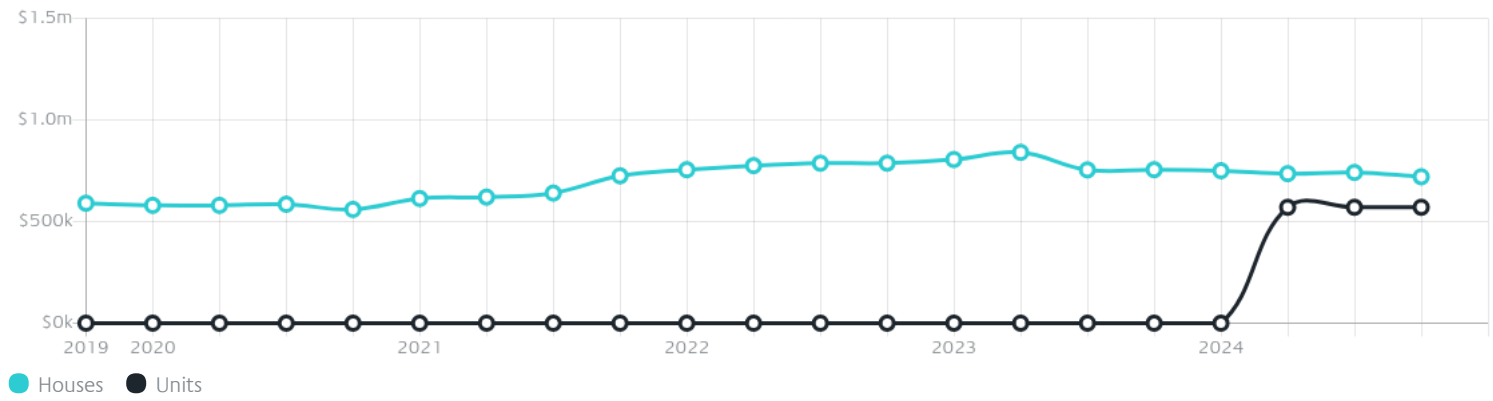
Median

**\$570k**

Quarterly Price Change

**0.00% ↓**

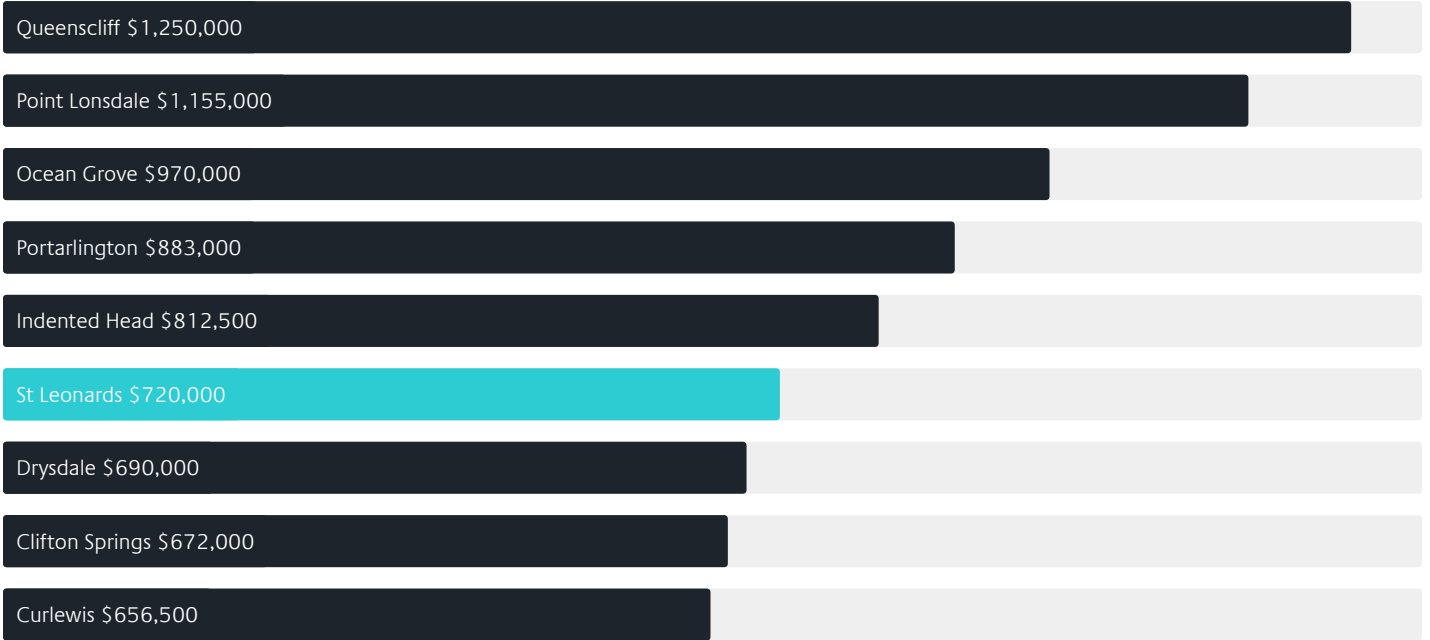
## Quarterly Price Change\*



# Surrounding Suburbs

---

## Median House Sale Price\*



## Median Unit Sale Price\*



# Sales Snapshot

Sale Method\*



● Auction 2%  
● Private 98%

Auction Clearance Rate\*

100%

Median Days on Market^

77 days

Average Hold Period\*

3.7 years

## Insights

Dwelling Type^



● Houses 92% ● Units 8%

Ownership^



● Owned Outright 52% ● Mortgaged 27% ● Rented 21%

Population^

3,542

Median Asking Rent per week\*

\$470

Median Age^

56 years

Rental Yield\*













3.29%

Median Household Size^













2.1 people

# Sold Properties~













Discover a snapshot of the most recent results for this suburb, to view the full 12 months of sales history, please go to [jellisraig.com.au/suburbinsights](https://jellisraig.com.au/suburbinsights)

Address	Bedrooms	Type	Price	Sold
 30 Gallant Rd St Leonards	4	House	\$687,500	21 Jan 2025
 17 Sylvester Av St Leonards	2	House	\$515,000	20 Jan 2025
 6 Janvrin Rd St Leonards	3	House	\$692,000	17 Jan 2025
 53 Majestic Way St Leonards	4	House	\$745,000	17 Jan 2025
 1/22 Swan Pde St Leonards	3	House	\$665,000	13 Jan 2025
 4/59 Leviens Rd St Leonards	2	Unit	\$370,000	13 Jan 2025
 7 Edith Ct St Leonards	3	House	\$520,000	11 Jan 2025
 10/1344 Murradoc Rd St Leonards	2	Unit	\$435,000	10 Jan 2025
 9 Mcbeth St St Leonards	3	House	\$625,000	06 Jan 2025
 32 Duchess Dr St Leonards	4	House	\$590,000	31 Dec 2024
 15 Halyard Tce St Leonards	3	House	\$700,000	30 Dec 2024
 10 Monahan Dr St Leonards	4	House	\$680,000	30 Dec 2024

# Sold Properties~

Address	Bedrooms	Type	Price	Sold
 29 Clyde Av St Leonards	3	House	\$850,000	23 Dec 2024
 38 Armstrong Wlk St Leonards	4	House	\$872,000	18 Dec 2024
 204/1 Bluff Rd St Leonards	2	Strata Unit/Flat	\$1,050,000	14 Dec 2024
 8 Elegante Rd St Leonards	3	House	\$695,000	13 Dec 2024
 7 Dune St St Leonards	3	House	\$740,000	12 Dec 2024
 15 Gemstone St St Leonards	4	House	\$670,000	05 Dec 2024
 8 Countess Dr St Leonards	4	House	\$690,000	04 Dec 2024
 6 Wave St St Leonards	3	House	\$640,000	02 Dec 2024
 9 Port Deakin St St Leonards	4	House	\$599,000	29 Nov 2024
 82 Black Swan Dr St Leonards	4	House	\$660,000	27 Nov 2024
 58 King George St St Leonards	4	House	\$790,000	20 Nov 2024
 2 Henry Cr St Leonards	3	House	\$705,000	15 Nov 2024

# Sold Properties~

Address	Bedrooms	Type	Price	Sold
 28 Matilda St St Leonards	3	House	\$720,000	15 Nov 2024
 11 Bluebill St St Leonards	4	House	\$885,000	13 Nov 2024
 30 Countess Dr St Leonards	3	House	\$730,000	13 Nov 2024
 23 Coatsworth Av St Leonards	3	House	\$620,000	13 Nov 2024
 455 The Esplanade St Leonards	4	House	\$1,400,000	12 Nov 2024
 84 Black Swan Dr St Leonards	4	House	\$725,000	08 Nov 2024
 35 Leonard St St Leonards	4	House	\$900,000	01 Nov 2024
 61 Harvey Rd St Leonards	4	House	\$980,000	28 Oct 2024
 50 Countess Dr St Leonards	4	House	\$710,000	21 Oct 2024
 29 Mouchemore Av St Leonards	3	House	\$630,000	17 Oct 2024
 57 Blanche St St Leonards	3	House	\$706,000	17 Oct 2024
 20 Bluebill St St Leonards	4	House	\$842,000	17 Oct 2024





[jelliscraig.com.au](http://jelliscraig.com.au)

Data is current as of PDF generation date 01/02/2025

\* Updated Quarterly for the past 12 months

^ Updated daily for the past quarter

~ Updated daily: 33 recent results.

This publication contains data, analytics, statistics and other information supplied by PROPERTYDATAONLINE PTY LTD (PropertyData). The data provided in this publication is of a general nature and should not be construed as specific advice or relied upon in lieu of appropriate professional advice.

PropertyData relies upon data supplied by third parties and while the data is checked and reviewed, PropertyData does not warrant the accuracy or completeness of the information to the full extent permitted by the law and excludes all loss or damage howsoever arising (including through negligence) in connection with the data supplied by PropertyData. The State of Victoria owns the copyright in the Property Sales Data and reproduction of that data in any way without the consent of the State of Victoria will constitute a breach of the Copyright Act 1968 (cth). The State of Victoria does not warrant the accuracy or completeness of the Property Sales Data and any person using or relying upon such information does so on the basis that the State of Victoria accepts no responsibility or liability whatsoever for any errors, faults, defects or omissions in the information supplied.