

## *Suburb Report*

Know your neighbourhood.



# Property Prices

## Median House Price\*

Median  
**\$713k**

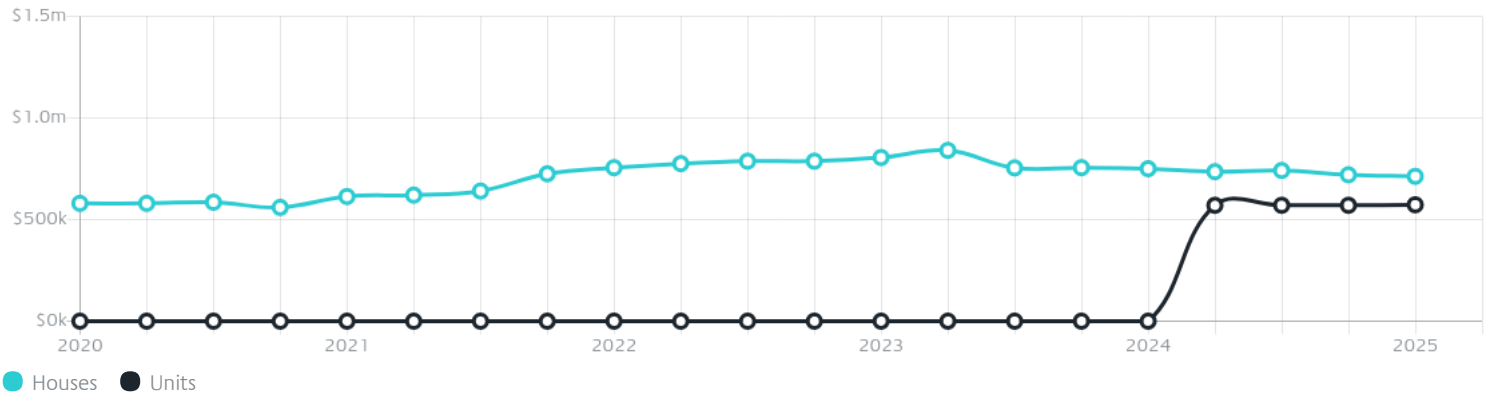
Quarterly Price Change  
**-1.04% ↓**

## Median Unit Price\*

Median  
**\$573k**

Quarterly Price Change  
**0.43% ↑**

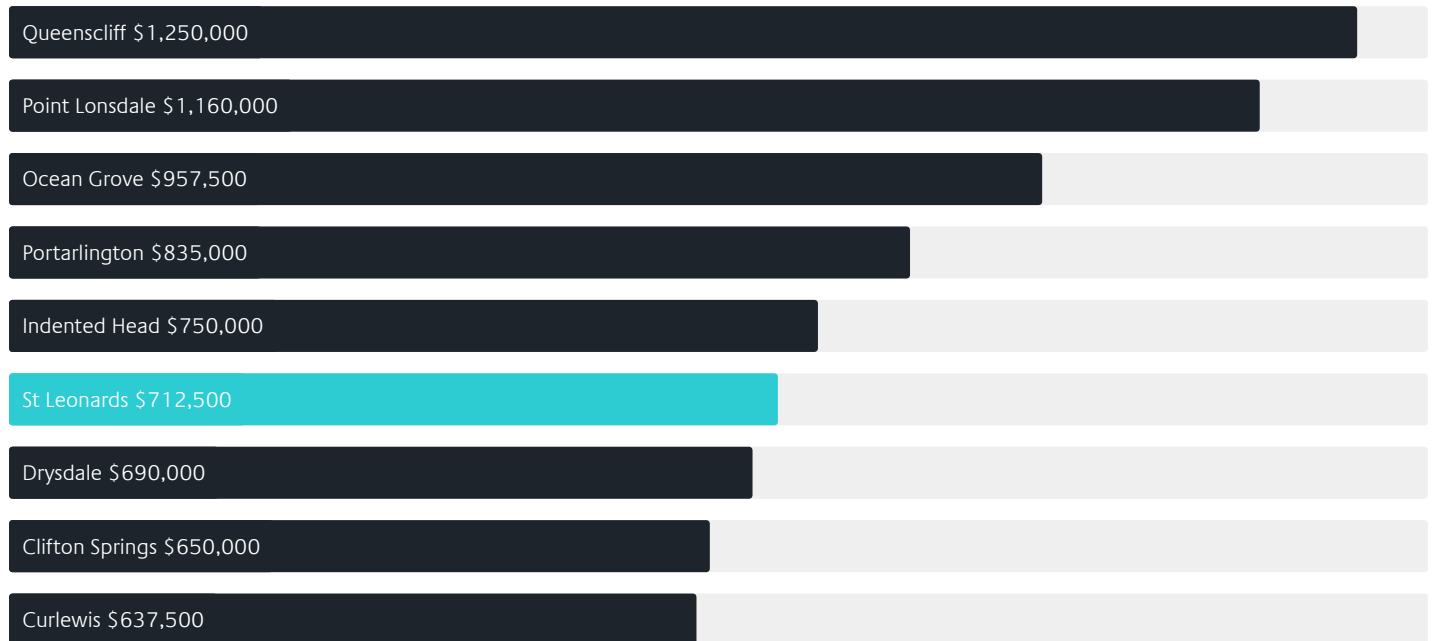
## Quarterly Price Change\*




# Surrounding Suburbs

---

## Median House Sale Price\*



## Median Unit Sale Price\*



# Sales Snapshot

## Sale Method<sup>\*</sup>



● Private 100%

## Median Days on Market<sup>^</sup>

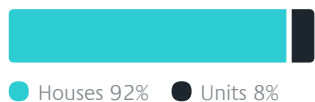
131 days

## Average Hold Period<sup>\*</sup>

3.7 years

# Insights

## Dwelling Type<sup>^</sup>



## Population<sup>^</sup>

3,542

## Ownership<sup>^</sup>



## Median Asking Rent per week<sup>\*</sup>

\$470

## Median Age<sup>^</sup>

56 years

## Rental Yield<sup>\*</sup>













3.29%

## Median Household Size<sup>^</sup>













2.1 people

# Sold Properties~













Discover a snapshot of the most recent results for this suburb, to view the full 12 months of sales history, please go to [jellisraig.com.au/suburbinsights](https://jellisraig.com.au/suburbinsights)

Address	Bedrooms	Type	Price	Sold
 8 Turnberry Cl St Leonards	5	House	\$1,100,000	30 Jun 2025
 17 Cormorant Dr St Leonards	3	House	\$850,000	30 Jun 2025
 46 Thornton Av St Leonards	4	House	\$590,000	25 Jun 2025
 14 Whipbird Way St Leonards	3	House	\$720,000	24 Jun 2025
 20 Jules St St Leonards	4	House	\$755,000	18 Jun 2025
 50 Bluff Rd St Leonards	4	House	\$1,620,000	13 Jun 2025
 8 Miranda Cr St Leonards	3	House	\$555,000	12 Jun 2025
 76 Bluff Rd St Leonards	4	House	\$1,450,000	10 Jun 2025
 6 Seacrest Wlk St Leonards	5	House	\$960,000	10 Jun 2025
 31 Reardon Cr St Leonards	3	House	\$600,000	03 Jun 2025
 21 Felix St St Leonards	3	House	\$635,000	30 May 2025
 8 Bayview Av St Leonards	3	House	\$650,000	30 May 2025

# Sold Properties~

Address	Bedrooms	Type	Price	Sold
 52 Edwards Point Rd St Leonards	3	House	\$635,000	09 May 2025
 12 Georgina Av St Leonards	4	House	\$900,000	07 May 2025
 2 Dunstan St St Leonards	3	House	\$530,000	06 May 2025
 14-16 Seachange Way St Leonards	4	House	\$1,050,000	01 May 2025
 14 Seachange Way St Leonards	3	House	\$1,050,000	01 May 2025
 38 Old St Leonards Rd St Leonards	4	House	\$614,000	30 Apr 2025
 5 Port Deakin St St Leonards	4	House	\$675,000	30 Apr 2025
 6 Thornton Av St Leonards	4	House	\$1,140,000	24 Apr 2025
 10 Gamble Way St Leonards	3	House	\$890,000	23 Apr 2025
 12 Narvik Av St Leonards	3	House	\$607,500	22 Apr 2025
 6 Sylvester Av St Leonards	5	House	\$990,000	22 Apr 2025
 6 Monaco Av St Leonards	4	House	\$818,000	17 Apr 2025

# Sold Properties~

Address	Bedrooms	Type	Price	Sold
 6/12 Ward St St Leonards	2	Unit	\$570,000	15 Apr 2025
 4/42 Dudley Pde St Leonards	3	Apartment	\$415,000	15 Apr 2025
 65 Beach Rd St Leonards	3	House	\$840,000	11 Apr 2025
 36 Coatsworth Av St Leonards	2	House	\$543,000	10 Apr 2025
 7 Cliff Ct St Leonards	2	House	\$485,000	07 Apr 2025
 7 Golf View St St Leonards	4	House	\$630,000	07 Apr 2025
 42 Reardon Cr St Leonards	2	House	\$570,000	07 Apr 2025
 2/34 Dudley Pde St Leonards	2	Unit	\$357,500	04 Apr 2025
 7 Devenish Way St Leonards	3	House	\$600,000	04 Apr 2025
 16 Swan Pde St Leonards	4	House	\$875,000	02 Apr 2025
 35 Swain Wlk St Leonards	3	House	\$1,050,000	02 Apr 2025
 5 Fitzwalter St St Leonards	4	House	\$725,000	31 Mar 2025





[jelliscraig.com.au](https://jelliscraig.com.au)

Data is current as of PDF generation date 01/07/2025

\* Updated Quarterly for the past 12 months

^ Updated daily for the past quarter

~ Updated daily: 33 recent results.

This publication contains data, analytics, statistics and other information supplied by PROPERTYDATAONLINE PTY LTD (PropertyData). The data provided in this publication is of a general nature and should not be construed as specific advice or relied upon in lieu of appropriate professional advice.

PropertyData relies upon data supplied by third parties and while the data is checked and reviewed, PropertyData does not warrant the accuracy or completeness of the information to the full extent permitted by the law and excludes all loss or damage howsoever arising (including through negligence) in connection with the data supplied by PropertyData. The State of Victoria owns the copyright in the Property Sales Data and reproduction of that data in any way without the consent of the State of Victoria will constitute a breach of the Copyright Act 1968 (cth). The State of Victoria does not warrant the accuracy or completeness of the Property Sales Data and any person using or relying upon such information does so on the basis that the State of Victoria accepts no responsibility or liability whatsoever for any errors, faults, defects or omissions in the information supplied.