

Suburb Report

Know your neighbourhood.



Property Prices

Median House Price*

Median
\$713k

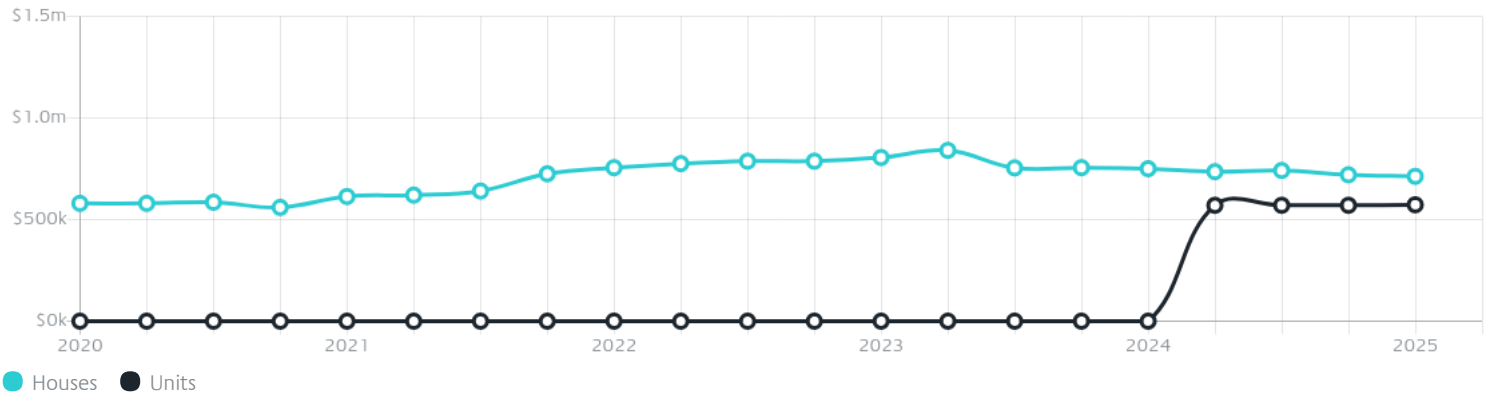
Quarterly Price Change
-1.04% ↓

Median Unit Price*

Median
\$573k

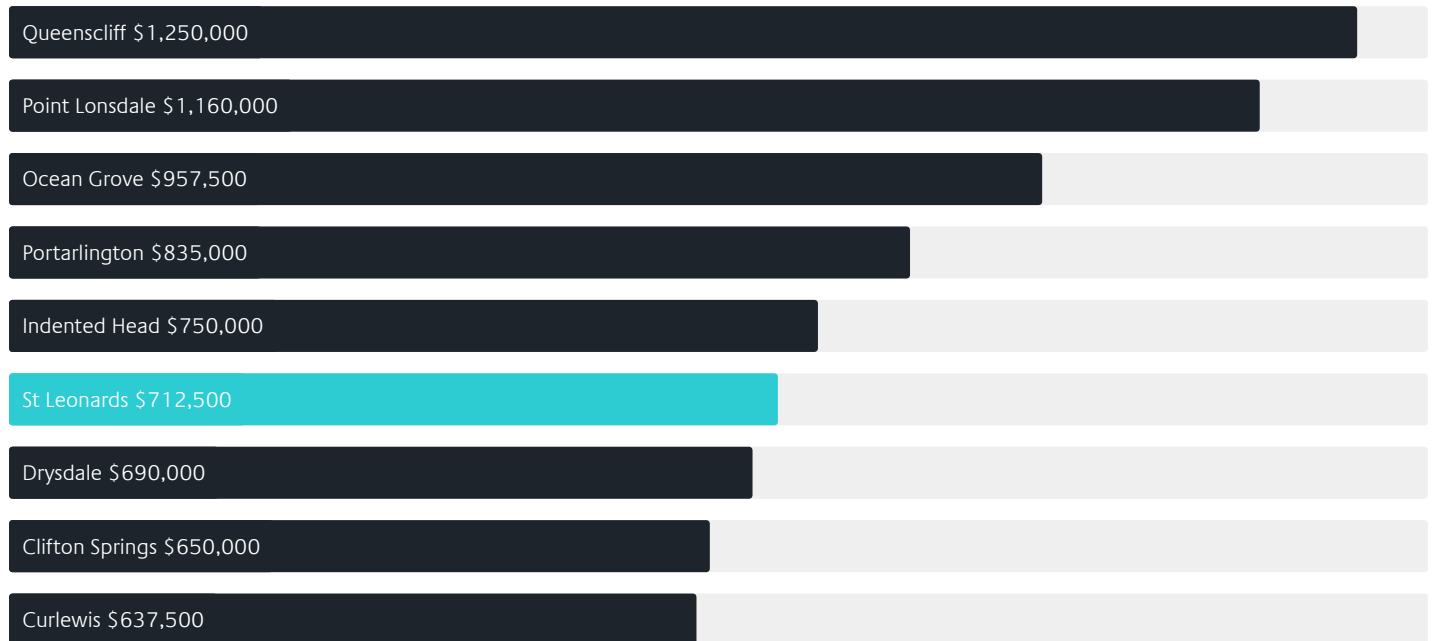
Quarterly Price Change
0.43% ↑

Quarterly Price Change*




Surrounding Suburbs

Median House Sale Price*



Median Unit Sale Price*



Sales Snapshot

Sale Method^{*}



● Private 100%

Median Days on Market[^]

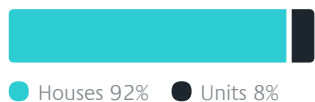
126 days

Average Hold Period^{*}

3.7 years

Insights

Dwelling Type[^]



Population[^]

3,542

Ownership[^]



Median Asking Rent per week^{*}

\$470

Median Age[^]

56 years

Rental Yield^{*}













3.29%

Median Household Size[^]













2.1 people

Sold Properties~













Discover a snapshot of the most recent results for this suburb, to view the full 12 months of sales history, please go to jellisicraig.com.au/suburbinsights

Address	Bedrooms	Type	Price	Sold
 38 Old St Leonards Rd St Leonards	4	House	\$614,000	30 Apr 2025
 6 Thornton Av St Leonards	4	House	\$1,140,000	24 Apr 2025
 10 Gamble Way St Leonards	3	House	\$890,000	23 Apr 2025
 6 Sylvester Av St Leonards	5	House	\$990,000	22 Apr 2025
 12 Narvik Av St Leonards	3	House	\$607,500	22 Apr 2025
 6 Monaco Av St Leonards	4	House	\$818,000	17 Apr 2025
 6/12 Ward St St Leonards	2	Unit	\$570,000	15 Apr 2025
 4/42 Dudley Pde St Leonards	3	Apartment	\$415,000	15 Apr 2025
 65 Beach Rd St Leonards	3	House	\$840,000	11 Apr 2025
 36 Coatsworth Av St Leonards	2	House	\$543,000	10 Apr 2025
 7 Cliff Ct St Leonards	2	House	\$485,000	07 Apr 2025
 42 Reardon Cr St Leonards	2	House	\$570,000	07 Apr 2025

Sold Properties~

Address	Bedrooms	Type	Price	Sold
 2/34 Dudley Pde St Leonards	2	Unit	\$357,500	04 Apr 2025
 7 Devenish Way St Leonards	3	House	\$600,000	04 Apr 2025
 16 Swan Pde St Leonards	4	House	\$875,000	02 Apr 2025
 35 Swain Wlk St Leonards	3	House	\$1,050,000	02 Apr 2025
 5 Fitzwalter St St Leonards	4	House	\$725,000	31 Mar 2025
 171 Bluff Rd St Leonards	3	House	\$560,000	28 Mar 2025
 16 Edwards Point Rd St Leonards	4	House	\$800,000	28 Mar 2025
 22 Duchess Dr St Leonards	4	House	\$625,000	20 Mar 2025
 2/43 Leviens Rd St Leonards	3	Unit	\$580,000	19 Mar 2025
 39 Miranda Cr St Leonards	5	House	\$1,130,000	18 Mar 2025
 21 Mariners St St Leonards	3	House	\$1,133,000	18 Mar 2025
 16 Clyde Av St Leonards	4	House	\$875,000	17 Mar 2025

Sold Properties~

Address	Bedrooms	Type	Price	Sold
 6 Waters Way St Leonards	3	House	\$570,000	17 Mar 2025
 3/35 Ward St St Leonards	3	Strata Unit/Flat	\$675,000	14 Mar 2025
 15 Bluff Rd St Leonards	6	House	\$1,300,000	12 Mar 2025
 89 Blanche St St Leonards	5	House	\$1,175,000	07 Mar 2025
 13 Coatsworth Av St Leonards	3	House	\$590,000	07 Mar 2025
 46 Old St Leonards Rd St Leonards	4	House	\$655,000	04 Mar 2025
 35B Bayside Av St Leonards	2	House	\$538,000	27 Feb 2025
 23a Centreway Rd St Leonards	2	House	\$630,000	25 Feb 2025
 19 Reardon Cr St Leonards	3	House	\$637,000	24 Feb 2025
 27 Birdwood Dr St Leonards	4	House	\$850,000	22 Feb 2025
 61 Blanche St St Leonards	4	House	\$700,000	19 Feb 2025
 5 King George St St Leonards	3	House	\$725,000	18 Feb 2025



jelliscraig.com.au

Data is current as of PDF generation date 01/05/2025

* Updated Quarterly for the past 12 months

^ Updated daily for the past quarter

~ Updated daily: 33 recent results.

This publication contains data, analytics, statistics and other information supplied by PROPERTYDATAONLINE PTY LTD (PropertyData). The data provided in this publication is of a general nature and should not be construed as specific advice or relied upon in lieu of appropriate professional advice.

PropertyData relies upon data supplied by third parties and while the data is checked and reviewed, PropertyData does not warrant the accuracy or completeness of the information to the full extent permitted by the law and excludes all loss or damage howsoever arising (including through negligence) in connection with the data supplied by PropertyData. The State of Victoria owns the copyright in the Property Sales Data and reproduction of that data in any way without the consent of the State of Victoria will constitute a breach of the Copyright Act 1968 (cth). The State of Victoria does not warrant the accuracy or completeness of the Property Sales Data and any person using or relying upon such information does so on the basis that the State of Victoria accepts no responsibility or liability whatsoever for any errors, faults, defects or omissions in the information supplied.