

# JellisCraig

ST LEONARDS

# Suburb Report

Know your neighbourhood.



ST LEONARDS SUBURB REPORT

Median House Price\*

Median

\$720k

Quarterly Price Change

1.05% ↑

Median Unit Price\*


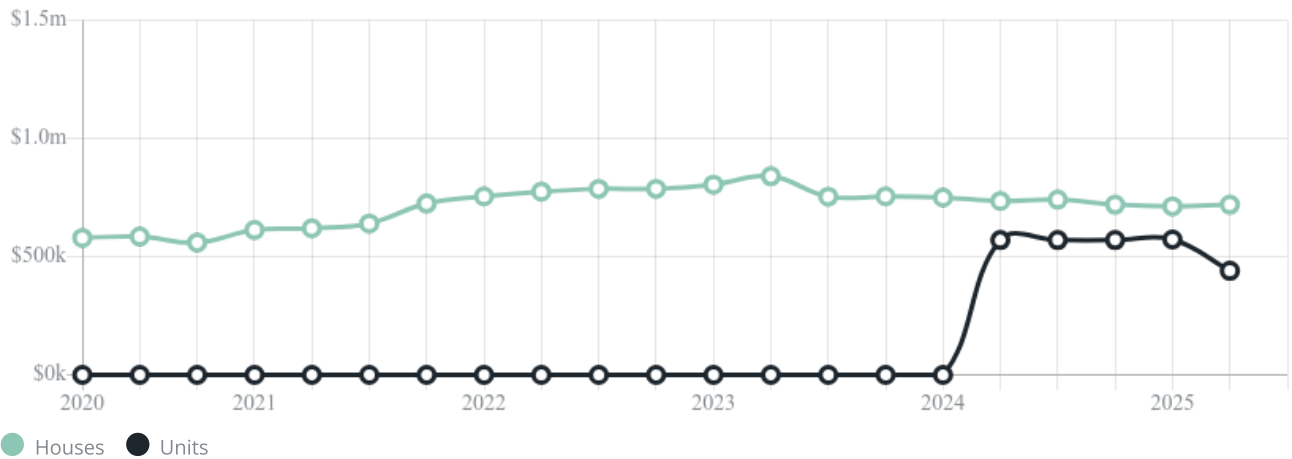
Median

\$440k

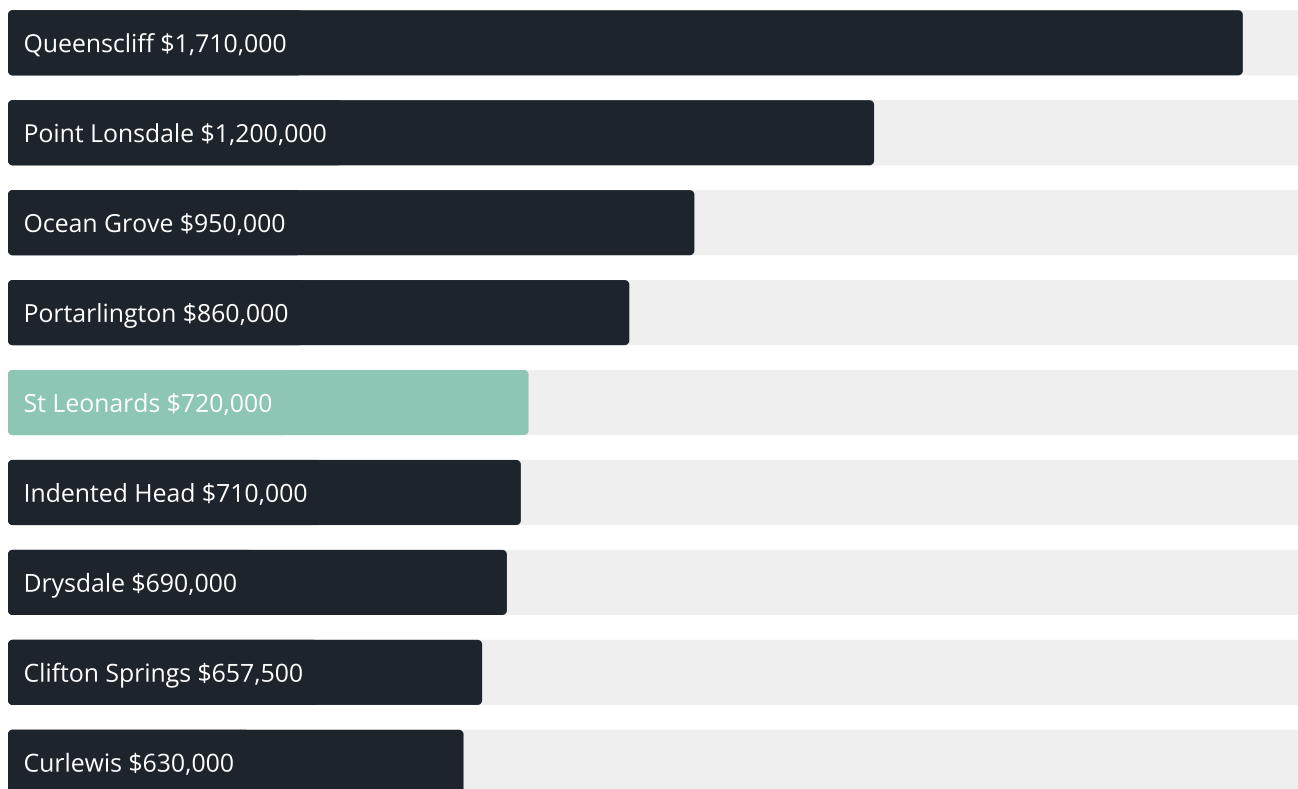
Quarterly Price Change

-23.14% ↓

Quarterly Price Change\*



## ST LEONARDS SUBURB REPORT

Median House Sale Price<sup>\*</sup>Median Unit Sale Price<sup>\*</sup>

## ST LEONARDS SUBURB REPORT

Sale Method<sup>\*</sup>

● Private 100%

Median Days on Market<sup>^</sup>

99 days

Average Hold Period<sup>\*</sup>

3.7 years

Dwelling Type<sup>^</sup>

● Houses 92% ● Units 8%

Ownership<sup>^</sup>

● Owned Outright 52% ● Mortgaged 27% ● Rented 21%

Population<sup>^</sup>

3,542

Median Asking Rent per week<sup>\*</sup>

\$480

Median Age<sup>^</sup>

56 years

Rental Yield<sup>\*</sup>








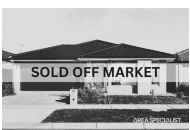


3.29%

Median Household Size<sup>^</sup>











2.1 people

## ST LEONARDS SUBURB REPORT









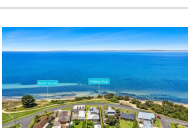

Discover a snapshot of the most recent results for this suburb, to view the full 12 months of sales history, please go to [jellisraig.com.au/suburbinsights](https://jellisraig.com.au/suburbinsights)

Address	Bedrooms	Type	Price	Sold
 37 Coatsworth Av St Leonards	3	House	\$615,000	29 Aug 2025
 50 Thornton Av St Leonards	4	House	\$980,000	26 Aug 2025
 39 Mainsail Dr St Leonards	4	House	\$870,000	20 Aug 2025
 46 Reardon Cr St Leonards	3	House	\$650,000	15 Aug 2025
 25 Seabrook Cr St Leonards	4	House	\$850,000	07 Aug 2025
 53 Duchess Dr St Leonards	4	House	\$690,000	06 Aug 2025
 39 Old St Leonards Rd St Leonards	3	House	\$722,500	06 Aug 2025
 31 Countess Dr St Leonards	4	House	\$620,000	06 Aug 2025
 27 Wattlehill Gr St Leonards	4	House	\$830,000	05 Aug 2025
 20 Port Deakin St St Leonards	4	House	\$1,080,000	01 Aug 2025

## ST LEONARDS SUBURB REPORT

Address	Bedrooms	Type	Price	Sold
 10 Turnberry Cl St Leonards	3	House	\$860,000	31 Jul 2025
 9 Swan Pde St Leonards	1	House	\$605,000	30 Jul 2025
 10 Gemstone St St Leonards	4	House	\$625,000	27 Jul 2025
 22 Cormorant Dr St Leonards	4	House	\$840,000	23 Jul 2025
 2/6 Edith Ct St Leonards	2	Unit	\$475,000	11 Jul 2025
 9 Narvik Av St Leonards	3	House	\$592,000	10 Jul 2025
 1301 Murradoc Rd St Leonards	3	House	\$525,000	08 Jul 2025
 1187 Murradoc Rd St Leonards	2	House	\$560,000	03 Jul 2025
 8 Turnberry Cl St Leonards	5	House	\$1,100,000	30 Jun 2025
 17 Cormorant Dr St Leonards	3	House	\$850,000	30 Jun 2025

## ST LEONARDS SUBURB REPORT

Address	Bedrooms	Type	Price	Sold
 26 Sandbar St St Leonards	3	House	\$700,000	27 Jun 2025
 31 Duchess Dr St Leonards	4	House	\$619,000	27 Jun 2025
 46 Thornton Av St Leonards	4	House	\$590,000	25 Jun 2025
 14 Whipbird Way St Leonards	3	House	\$720,000	24 Jun 2025
 5 Wattlehill Gr St Leonards	3	House	\$570,000	19 Jun 2025
 20 Jules St St Leonards	4	House	\$755,000	18 Jun 2025
 50 Bluff Rd St Leonards	4	House	\$1,620,000	13 Jun 2025
 8 Miranda Cr St Leonards	3	House	\$555,000	12 Jun 2025
 76 Bluff Rd St Leonards	4	House	\$1,450,000	10 Jun 2025
 6 Seacrest Wlk St Leonards	5	House	\$960,000	10 Jun 2025



[jellisraig.com.au](http://jellisraig.com.au)

Data is current as of PDF generation date 01/09/2025

\* Updated Quarterly for the past 12 months

^ Updated daily for the past quarter

~ Updated daily: 33 recent results.

This publication contains data, analytics, statistics and other information supplied by PROPERTYDATAONLINE PTY LTD (PropertyData). The data provided in this publication is of a general nature and should not be construed as specific advice or relied upon in lieu of appropriate professional advice.

PropertyData relies upon data supplied by third parties and while the data is checked and reviewed, PropertyData does not warrant the accuracy or completeness of the information to the full extent permitted by the law and excludes all loss or damage howsoever arising (including through negligence) in connection with the data supplied by PropertyData. The State of Victoria owns the copyright in the Property Sales Data and reproduction of that data in any way without the consent of the State of Victoria will constitute a breach of the Copyright Act 1968 (cth). The State of Victoria does not warrant the accuracy or completeness of the Property Sales Data and any person using or relying upon such information does so on the basis that the State of Victoria accepts no responsibility or liability whatsoever for any errors, faults, defects or omissions in the information supplied.