

# *Suburb* **INSIGHTS**

3041  
STRATHMORE HEIGHTS



Data that shapes your suburb.

**Jellis  
Craig**

# Property Prices

## Median House Price\*

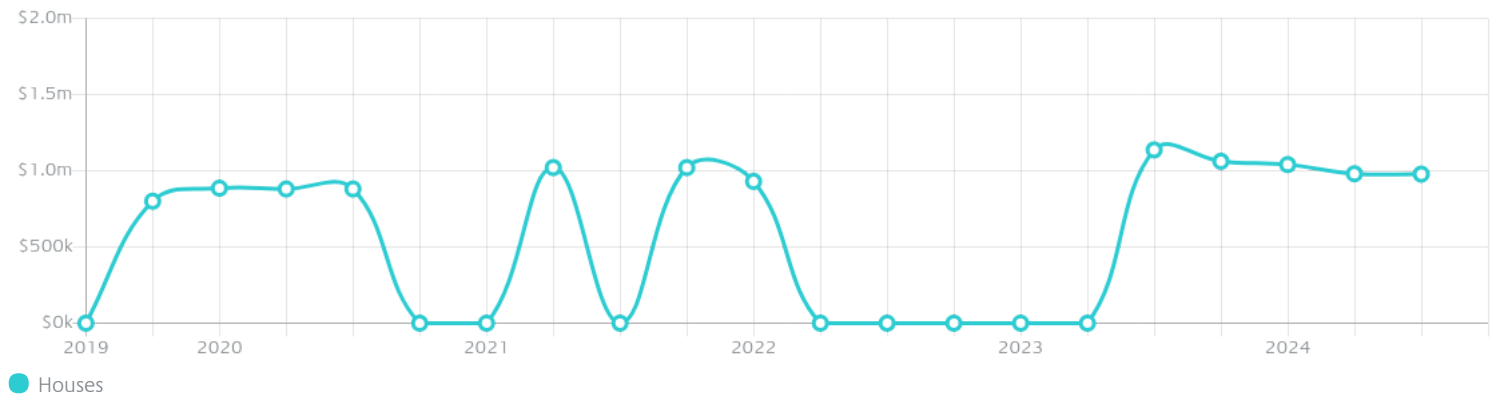
Median

**\$978k**

Quarterly Price Change

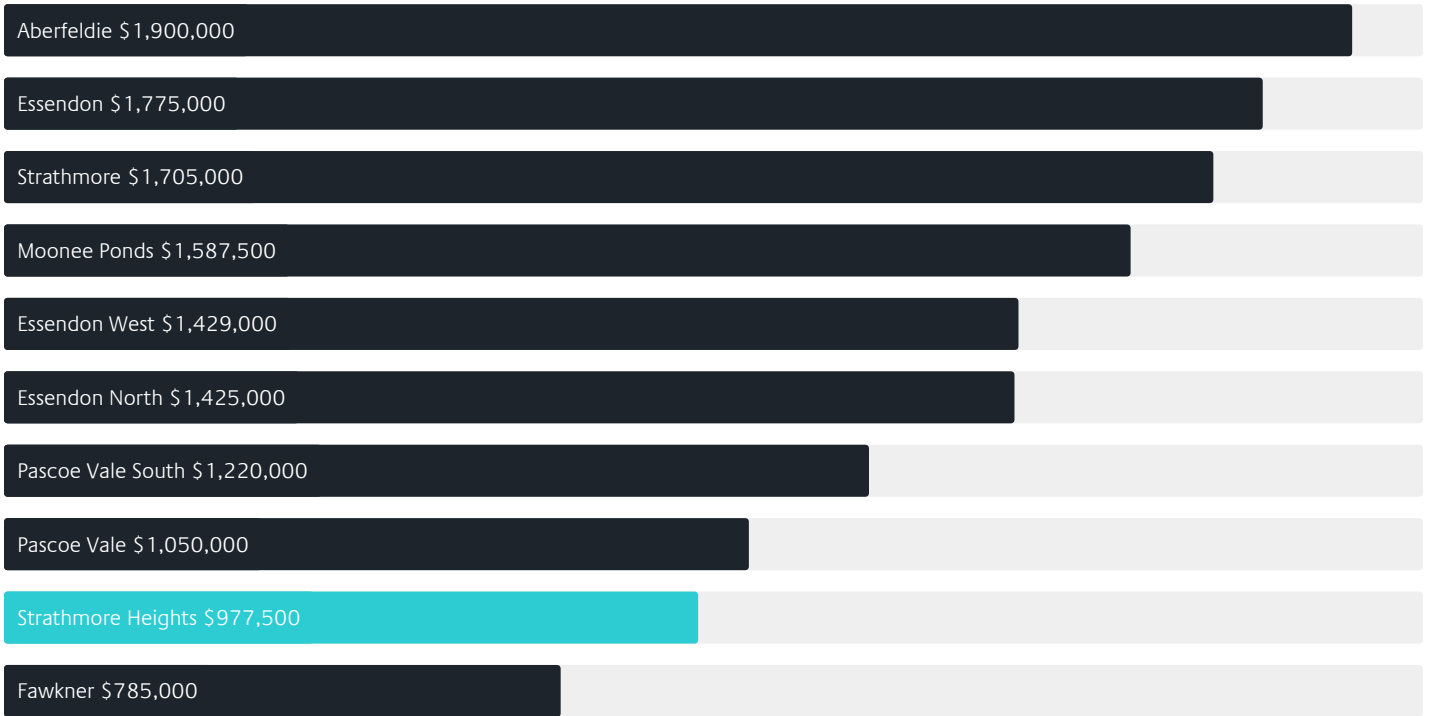
**-0.25% ↓**

## Quarterly Price Change\*



# Surrounding Suburbs

## Median House Sale Price\*



## Median Unit Sale Price\*



# Sales Snapshot

---

## Sale Method<sup>\*</sup>



● Auction 100%

## Average Hold Period<sup>\*</sup>

6.8 years

---

# Insights

---

## Dwelling Type<sup>^</sup>



● Houses 84% ● Units 16%

## Ownership<sup>^</sup>



● Owned Outright 47% ● Mortgaged 39% ● Rented 14%

## Population<sup>^</sup>

1,047

---

## Median Asking Rent per week<sup>\*</sup>

\$650

---

## Population Growth<sup>^</sup>

4.28%

---

## Rental Yield<sup>\*</sup>

2.66%

---

## Median Age<sup>^</sup>

42 years

---













## Median Household Size<sup>^</sup>

2.8 people








---

# Sold Properties~

Discover a snapshot of the most recent results for this suburb, to view the full 12 months of sales history, please go to [jellisraig.com.au/suburbinsights](https://jellisraig.com.au/suburbinsights)

Address	Bedrooms	Type	Price	Sold
 1 / 408 Mascoma St Strathmore Heights	3	Unit	\$770,000	11 Sep 2024
 14b Collier Pl Strathmore Heights	2	Unit	\$630,000	24 Aug 2024
 352 Mascoma St Strathmore Heights	3	House	\$910,000	07 May 2024
 1 / 10 Boeing Rd Strathmore Heights	3	Unit	\$680,000	15 Apr 2024
 4 / 29 Collier Ct Strathmore Heights	3	Townhouse	\$623,888	05 Apr 2024
 18 Glenscott Cr Strathmore Heights	3	House	\$970,000	16 Mar 2024
 32 Collier Pl Strathmore Heights	2	Townhouse	\$600,000	03 Mar 2024
 13 Vickers Av Strathmore Heights	4	House	\$1,300,000	24 Feb 2024
 19 De Havilland Av Strathmore Heights	3	House	\$1,050,000	23 Feb 2024
 7 Palagia Ct Strathmore Heights	3	House	\$975,000	17 Feb 2024
 11 De Havilland Av Strathmore Heights	4	House	\$1,160,000	31 Jan 2024
 48 Collier Ct Strathmore Heights	2	Townhouse	\$610,000	26 Jan 2024

# Sold Properties~

Address	Bedrooms	Type	Price	Sold
 23 Tasman Av Strathmore Heights	4	House	\$900,000	16 Jan 2024
 369 Mascoma St Strathmore Heights	4	House	\$1,135,000	11 Jan 2024
 32 Boeing Rd Strathmore Heights	6	House	\$850,000	21 Dec 2023
 344 Mascoma St Strathmore Heights	4	House	\$980,000	16 Dec 2023
 52 Collier Ct Strathmore Heights	3	Townhouse	\$660,000	07 Dec 2023
 14 Boeing Rd Strathmore Heights	3	House	\$900,000	07 Dec 2023
 402 Mascoma St Strathmore Heights	3	House	\$1,030,000	01 Dec 2023



Moonee Valley Office  
Level 1, 1070 Mt Alexander Road, Essendon  
03 9379 2000

[jelliscraig.com.au](http://jelliscraig.com.au)

Data is current as of PDF generation date 01/12/2024

\* Updated Quarterly for the past 12 months

^ Updated daily for the past quarter

~ Updated daily: 33 recent results.

This publication contains data, analytics, statistics and other information supplied by PROPERTYDATAONLINE PTY LTD (PropertyData). The data provided in this publication is of a general nature and should not be construed as specific advice or relied upon in lieu of appropriate professional advice.

PropertyData relies upon data supplied by third parties and while the data is checked and reviewed, PropertyData does not warrant the accuracy or completeness of the information to the full extent permitted by the law and excludes all loss or damage howsoever arising (including through negligence) in connection with the data supplied by PropertyData. The State of Victoria owns the copyright in the Property Sales Data and reproduction of that data in any way without the consent of the State of Victoria will constitute a breach of the Copyright Act 1968 (cth). The State of Victoria does not warrant the accuracy or completeness of the Property Sales Data and any person using or relying upon such information does so on the basis that the State of Victoria accepts no responsibility or liability whatsoever for any errors, faults, defects or omissions in the information supplied.