

Suburb Report

Know your neighbourhood.



Property Prices

Median House Price*

Median
\$1.73m

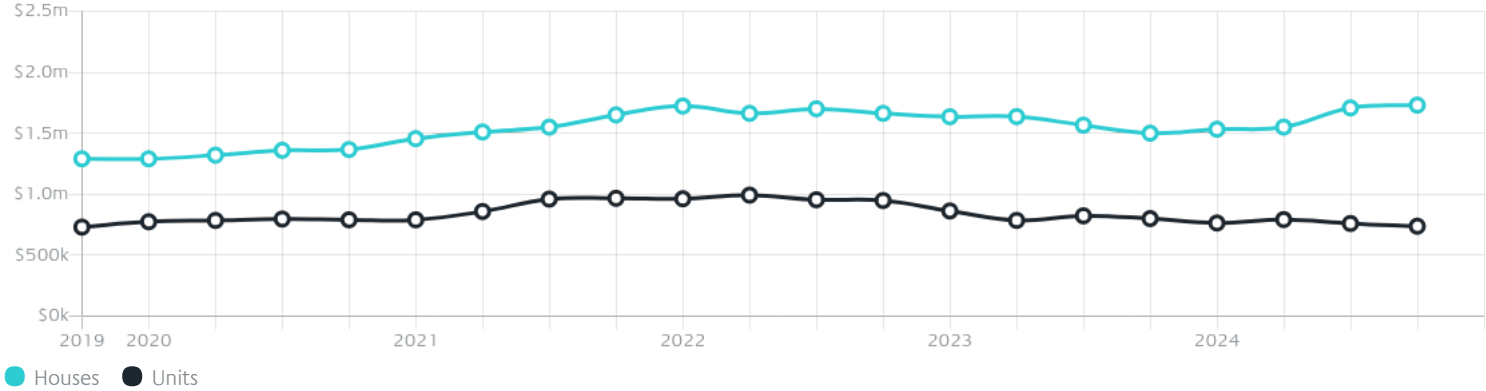
Quarterly Price Change
1.31% ↑

Median Unit Price*

Median
\$738k

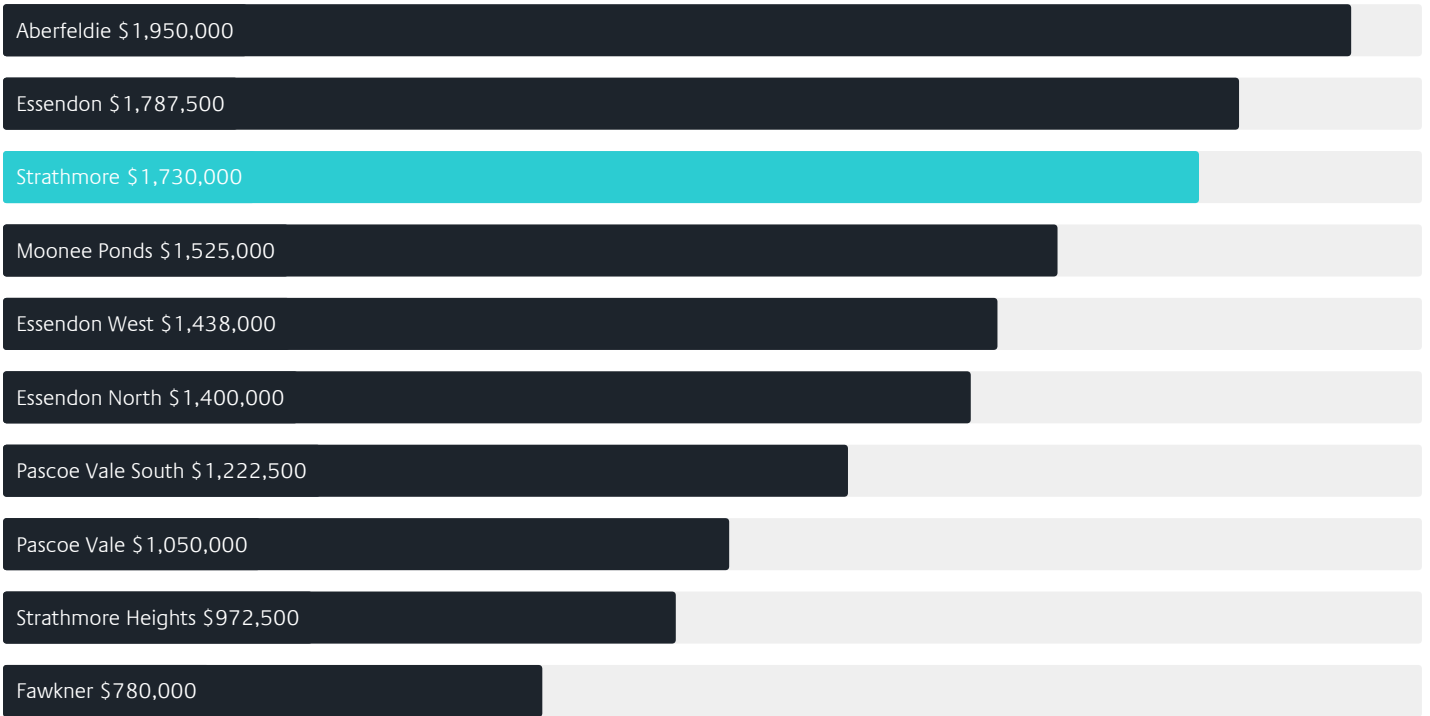
Quarterly Price Change
-2.96% ↓

Quarterly Price Change*



Surrounding Suburbs

Median House Sale Price*



Median Unit Sale Price*



Sales Snapshot

Sale Method^{*}



● Auction 73%
● Private 27%

Auction Clearance Rate^{*}

83.33%

Median Days on Market[^]

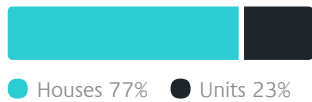
29 days

Average Hold Period^{*}

5.7 years

Insights

Dwelling Type[^]



● Houses 77% ● Units 23%

Ownership[^]



● Owned Outright 44% ● Mortgaged 42% ● Rented 14%

Population[^]

8,980

Median Asking Rent per week^{*}

\$698

Population Growth[^]

6.66%

Rental Yield^{*}

2.26%

Median Age[^]













41 years

Median Household Size[^]













2.8 people

Sold Properties~













Discover a snapshot of the most recent results for this suburb, to view the full 12 months of sales history, please go to jellisraig.com.au/suburbinsights

Address	Bedrooms	Type	Price	Sold
 222 Woodland St Strathmore	5	House	\$2,800,000	27 Feb 2025
 25 Mascoma St Strathmore	3	House	\$1,272,000	22 Feb 2025
 12 Hayes Rd Strathmore	4	House	\$2,730,000	22 Feb 2025
 42 Mascoma St Strathmore	3	House	\$1,460,000	22 Feb 2025
 58 Lebanon St Strathmore	3	Townhouse	\$1,185,000	12 Feb 2025
 70b Lloyd St Strathmore	3	Unit	\$1,241,000	08 Feb 2025
 237 Mascoma St Strathmore	3	House	\$1,050,000	04 Feb 2025
 39 Hillside Pde Strathmore	3	House	\$1,140,000	31 Jan 2025
 24 Fenacre St Strathmore	4	House	\$1,050,000	20 Jan 2025
 2/40 Woodland St Strathmore	2	Flat/Unit/Apartment	\$755,000	23 Dec 2024
 1 Bournian Av Strathmore	5	House	\$3,551,000	18 Dec 2024
 2/44 Mascoma St Strathmore	2	Villa	\$723,000	18 Dec 2024

Sold Properties~

Address	Bedrooms	Type	Price	Sold
 1/40 Glenbervie Rd Strathmore	4	Townhouse	\$1,265,000	11 Dec 2024
 20 Strathaird St Strathmore	3	House	\$1,065,000	11 Dec 2024
 12 Strathaird St STRATHMORE	3	House	\$1,077,000	10 Dec 2024
 31a Lind St Strathmore	4	Townhouse	\$1,345,000	07 Dec 2024
 16 Woolart St Strathmore	4	House	\$1,180,000	06 Dec 2024
 1/130 Lebanon St Strathmore	2	Townhouse	\$740,000	06 Dec 2024
 3/130 Arvon Rd Strathmore	3	Townhouse	\$890,000	05 Dec 2024
 14 York St Strathmore	3	House	\$1,450,000	05 Dec 2024
 45 Lloyd St Strathmore	4	House	\$1,955,000	30 Nov 2024
 2/30 Bulla Rd Strathmore	2	Villa	\$832,000	30 Nov 2024
 53 Strathnaver Av Strathmore	3	House	\$1,060,000	30 Nov 2024
 3/130 Lebanon St Strathmore	2	Unit	\$731,000	30 Nov 2024

Sold Properties~

Address	Bedrooms	Type	Price	Sold
 17 Upland Rd Strathmore	3	House	\$2,950,000	29 Nov 2024
 41 Hayes Rd Strathmore	5	House	\$4,000,000	29 Nov 2024
 1/366 Pascoe Vale Rd Strathmore	2	Apartment	\$380,500	26 Nov 2024
 60 Hillside Pde STRATHMORE	5	House	\$1,350,000	18 Nov 2024
 238 Napier St Strathmore	2	House	\$1,550,000	16 Nov 2024
 116/82 Bulla Rd Strathmore	1	Flat/Unit/Apartment	\$338,000	15 Nov 2024
 20 Windsor Av Strathmore	0	Land	\$1,950,000	15 Nov 2024
 22 Esmale St Strathmore	0	Land	\$1,215,000	14 Nov 2024
 207/82 Bulla Rd Strathmore	2	Apartment	\$425,000	14 Nov 2024
 11 Downes St Strathmore	3	House	\$2,510,000	09 Nov 2024
 24 Holyrood Av Strathmore	4	House	\$1,645,000	09 Nov 2024
 111/82 Bulla Rd Strathmore	1	Apartment	\$355,000	05 Nov 2024



Moonee Valley Office
Level 1, 1070 Mt Alexander Road, Essendon
03 9379 2000

jelliscraig.com.au

Data is current as of PDF generation date 01/03/2025

* Updated Quarterly for the past 12 months

^ Updated daily for the past quarter

~ Updated daily: 33 recent results.

This publication contains data, analytics, statistics and other information supplied by PROPERTYDATAONLINE PTY LTD (PropertyData). The data provided in this publication is of a general nature and should not be construed as specific advice or relied upon in lieu of appropriate professional advice.

PropertyData relies upon data supplied by third parties and while the data is checked and reviewed, PropertyData does not warrant the accuracy or completeness of the information to the full extent permitted by the law and excludes all loss or damage howsoever arising (including through negligence) in connection with the data supplied by PropertyData. The State of Victoria owns the copyright in the Property Sales Data and reproduction of that data in any way without the consent of the State of Victoria will constitute a breach of the Copyright Act 1968 (cth). The State of Victoria does not warrant the accuracy or completeness of the Property Sales Data and any person using or relying upon such information does so on the basis that the State of Victoria accepts no responsibility or liability whatsoever for any errors, faults, defects or omissions in the information supplied.