

Suburb Report

Know your neighbourhood.



Property Prices

Median House Price*

Median

\$750k

Quarterly Price Change

-0.49% ↓

Median Unit Price*

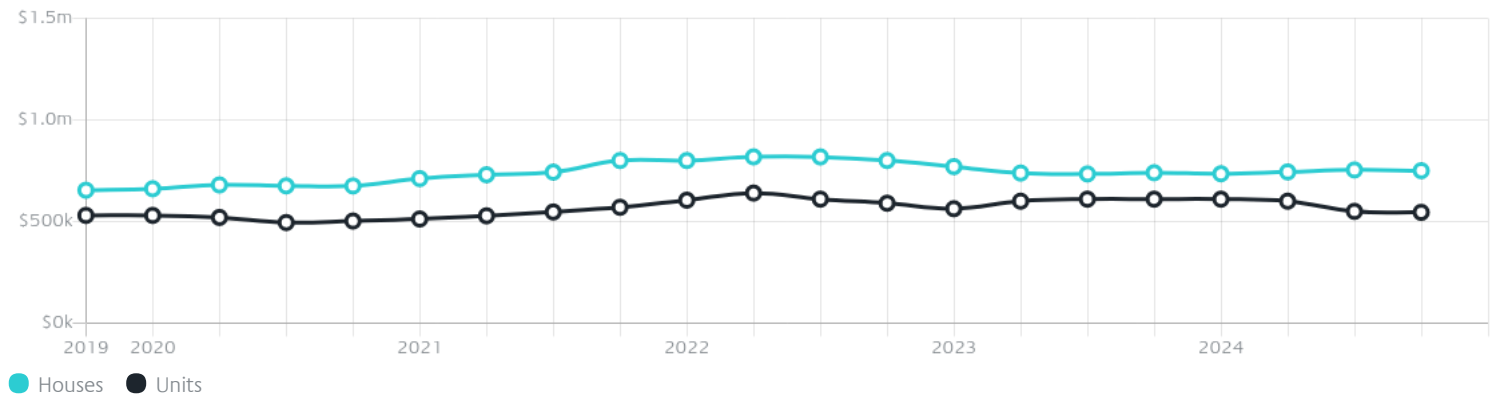
Median

\$545k

Quarterly Price Change

-0.90% ↓

Quarterly Price Change*



Surrounding Suburbs

Median House Sale Price*



Median Unit Sale Price*



Sales Snapshot

Sale Method^{*}



● Auction 28%
● Private 72%

Auction Clearance Rate^{*}

75%

Median Days on Market[^]

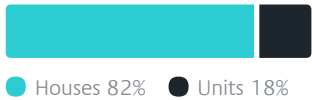
48 days

Average Hold Period^{*}

4.7 years

Insights

Dwelling Type[^]



● Houses 82% ● Units 18%

Ownership[^]



● Owned Outright 45% ● Mortgaged 34% ● Rented 21%

Population[^]

12,047

Median Asking Rent per week^{*}

\$500

Population Growth[^]

2.97%

Rental Yield^{*}

3.46%

Median Age[^]













37 years

Median Household Size[^]













2.9 people

Sold Properties~













Discover a snapshot of the most recent results for this suburb, to view the full 12 months of sales history, please go to jellisraig.com.au/suburbinsights

Address	Bedrooms	Type	Price	Sold
 2 Gresford St Sunshine North	4	House	\$710,000	15 Feb 2025
 14 Essex St Sunshine North	3	House	\$820,000	10 Feb 2025
 4/96 Westmoreland Rd Sunshine North	4	Townhouse	\$641,000	04 Feb 2025
 2A Ferndale Rd Sunshine North	5	House	\$865,000	23 Jan 2025
 107 McIntyre Rd Sunshine North	3	House	\$650,000	23 Jan 2025
 115 Northumberland Rd Sunshine North	3	House	\$710,000	10 Jan 2025
 29 Northumberland Rd Sunshine North	4	House	\$960,000	10 Jan 2025
 37 Metherall St Sunshine North	3	House	\$805,000	01 Jan 2025
 19 Romsey Av Sunshine North	4	House	\$715,000	31 Dec 2024
 3/9 Cranbourne Av Sunshine North	2	Unit	\$500,000	24 Dec 2024
 87 Suffolk Rd SUNSHINE NORTH	6	House	\$916,000	21 Dec 2024
 6 Camperdown Av Sunshine North	3	House	\$750,000	17 Dec 2024

Sold Properties~

Address	Bedrooms	Type	Price	Sold
 11 Tyres Ct SUNSHINE NORTH	4	House	\$655,000	15 Dec 2024
 5 Kingsmead Cl Sunshine North	4	House	\$700,000	14 Dec 2024
 2/4 Telford Ct Sunshine North	3	Unit	\$515,000	14 Dec 2024
 4 Mill Ct Sunshine North	4	House	\$1,205,000	13 Dec 2024
 21 Garnet St Sunshine North	5	House	\$845,000	11 Dec 2024
 1/19 Taniyha Pl Sunshine North	3	House	\$690,000	11 Dec 2024
 7 Robson St Sunshine North	5	House	\$725,000	06 Dec 2024
 28 Troon Cr Sunshine North	4	House	\$950,000	02 Dec 2024
 51 Westmoreland Rd Sunshine North	3	House	\$525,000	30 Nov 2024
 8 Heron Av Sunshine North	3	House	\$670,000	30 Nov 2024
 225 Duke St Sunshine North	2	Townhouse	\$460,000	29 Nov 2024
 1/11 Blackmore St Sunshine North	3	Strata Unit/Flat	\$750,000	26 Nov 2024

Sold Properties~

Address	Bedrooms	Type	Price	Sold
 14 Holehouse St Sunshine North	3	House	\$860,000	19 Nov 2024
 9 Ford Av Sunshine North	3	House	\$818,000	15 Nov 2024
 69 Woodswallow Ent Sunshine North	3	Flat/Unit/Apartment	\$685,000	15 Nov 2024
 2/11 Blackmore St Sunshine North	2	Strata Unit/Flat	\$550,000	11 Nov 2024
 51 Cumberland St Sunshine North	4	House	\$856,000	09 Nov 2024
 8 Blackmore St Sunshine North	3	House	\$800,000	09 Nov 2024
 1 Simpson St Sunshine North	3	House	\$635,000	08 Nov 2024
 23 Kingsmead Cl Sunshine North	3	House	\$600,000	08 Nov 2024
 4/19 Lodden St Sunshine North	2	Strata Unit/Flat	\$550,000	06 Nov 2024
 142 Northumberland Rd Sunshine North	3	House	\$787,000	06 Nov 2024
 3 Metherall St SUNSHINE NORTH	2	House	\$600,000	01 Nov 2024
 1/34 Baynton Av Sunshine North	2	Unit	\$508,000	28 Oct 2024

Jellis Craig

Kensington Office
291 Racecourse Road, Kensington
03 8378 0500

jelliscraig.com.au

Data is current as of PDF generation date 01/03/2025

* Updated Quarterly for the past 12 months

^ Updated daily for the past quarter

~ Updated daily: 33 recent results.

This publication contains data, analytics, statistics and other information supplied by PROPERTYDATAONLINE PTY LTD (PropertyData). The data provided in this publication is of a general nature and should not be construed as specific advice or relied upon in lieu of appropriate professional advice.

PropertyData relies upon data supplied by third parties and while the data is checked and reviewed, PropertyData does not warrant the accuracy or completeness of the information to the full extent permitted by the law and excludes all loss or damage howsoever arising (including through negligence) in connection with the data supplied by PropertyData. The State of Victoria owns the copyright in the Property Sales Data and reproduction of that data in any way without the consent of the State of Victoria will constitute a breach of the Copyright Act 1968 (cth). The State of Victoria does not warrant the accuracy or completeness of the Property Sales Data and any person using or relying upon such information does so on the basis that the State of Victoria accepts no responsibility or liability whatsoever for any errors, faults, defects or omissions in the information supplied.