

Suburb Report

Know your neighbourhood.



Property Prices

Median House Price*

Median

\$2.28m

Quarterly Price Change

-1.01% ↓

Median Unit Price*

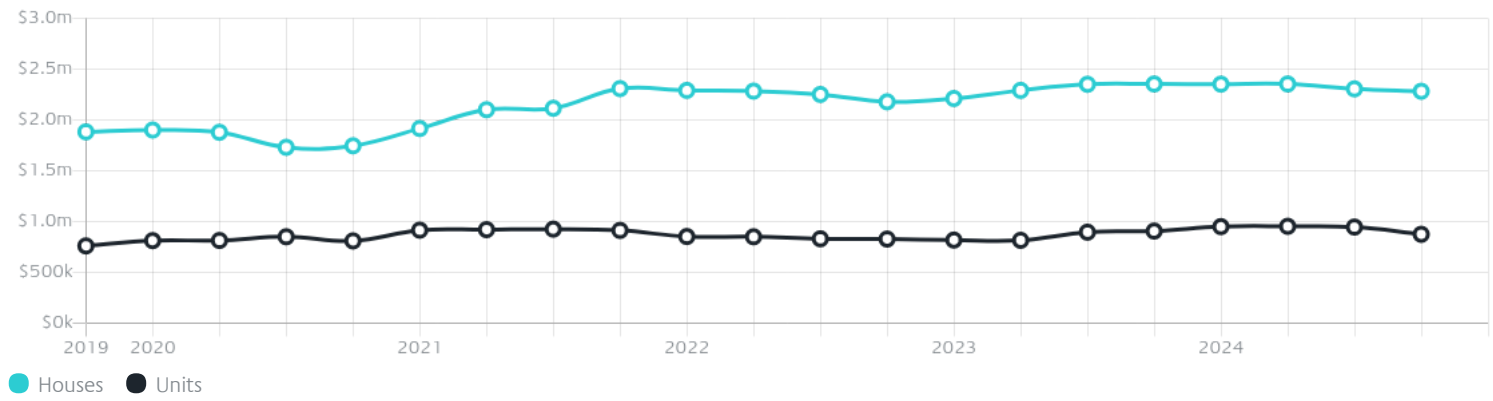
Median

\$874k

Quarterly Price Change

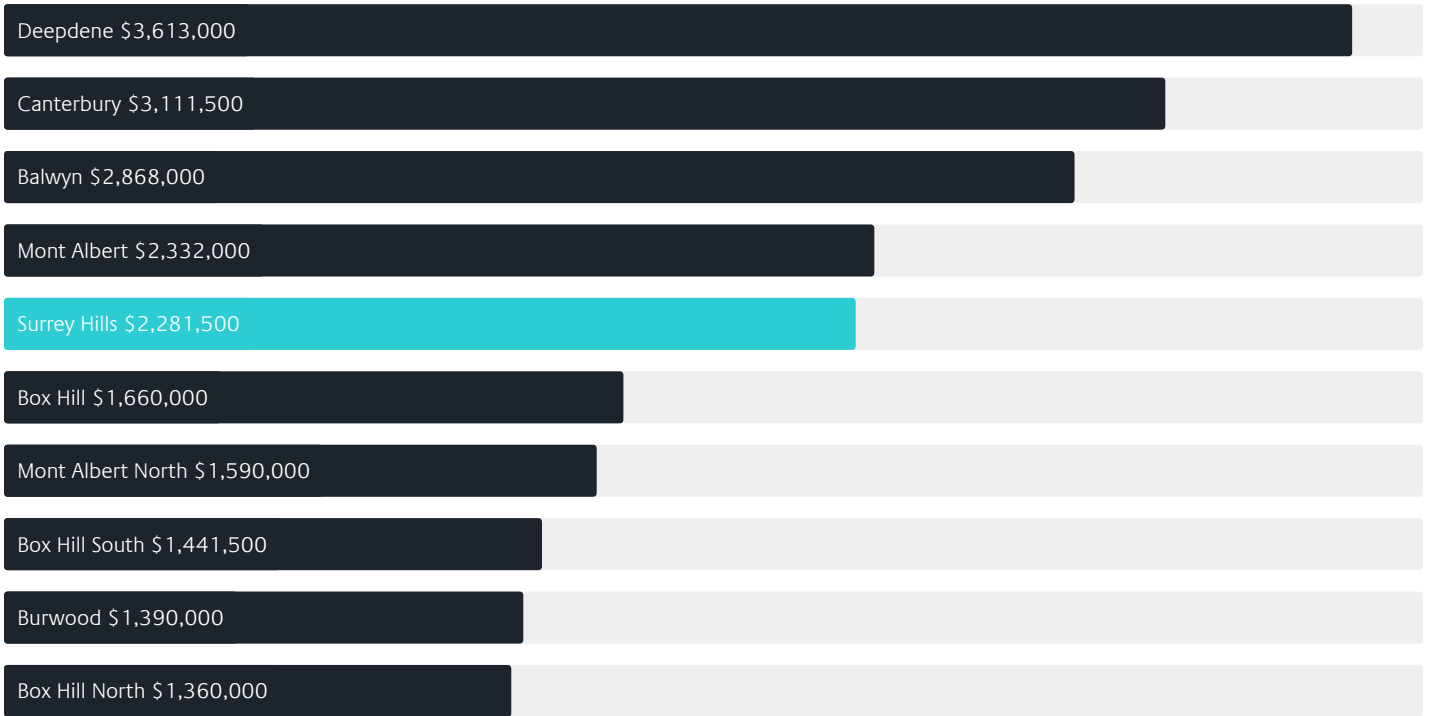
-7.56% ↓

Quarterly Price Change*



Surrounding Suburbs

Median House Sale Price*



Median Unit Sale Price*



Sales Snapshot

Sale Method^{*}



● Auction 67%
● Private 33%

Auction Clearance Rate^{*}

92.5%

Median Days on Market[^]

25 days

Average Hold Period^{*}

9.7 years

Insights

Dwelling Type[^]



● Houses 67% ● Units 33%

Ownership[^]



● Owned Outright 44% ● Mortgaged 37% ● Rented 19%

Population[^]

13,655

Median Asking Rent per week^{*}

\$795

Population Growth[^]

0.37%

Rental Yield^{*}

1.79%

Median Age[^]













42 years

Median Household Size[^]













2.6 people

Sold Properties~













Discover a snapshot of the most recent results for this suburb, to view the full 12 months of sales history, please go to jellisicraig.com.au/suburbinsights

Address	Bedrooms	Type	Price	Sold
 4/3 Durham Rd Surrey Hills	2	Unit	\$695,000	12 Jan 2025
 1/12 Chestnut St Surrey Hills	1	Unit	\$843,000	13 Dec 2024
 63 Sir Garnet Rd Surrey Hills	3	House	\$2,435,000	07 Dec 2024
 2/136 Windsor Cr Surrey Hills	2	Unit	\$836,000	07 Dec 2024
 2/1045 Riversdale Rd Surrey Hills	4	Townhouse	\$1,596,000	07 Dec 2024
 1/25 York St Surrey Hills	3	Unit	\$1,250,000	30 Nov 2024
 2/251 Elgar Rd Surrey Hills	4	Townhouse	\$990,000	30 Nov 2024
 206/629 Canterbury Rd Surrey Hills	1	Apartment	\$330,000	28 Nov 2024
 4 Godfrey Ct Surrey Hills	5	House	\$2,840,000	27 Nov 2024
 28 Kennealy St Surrey Hills	2	Unit	\$945,000	26 Nov 2024
 1/341 Elgar Rd Surrey Hills	4	Townhouse	\$1,375,000	23 Nov 2024
 1/7 Chestnut St Surrey Hills	2	Unit	\$835,000	17 Nov 2024

Sold Properties~

Address	Bedrooms	Type	Price	Sold
 791 Canterbury Rd Surrey Hills	2	House	\$900,000	16 Nov 2024
 221 Prospect Hill Rd Surrey Hills	3	House	\$2,012,000	16 Nov 2024
 1/206 Union Rd Surrey Hills	2	Unit	\$720,000	15 Nov 2024
 1/13 Scheele St Surrey Hills	2	Unit	\$555,000	13 Nov 2024
 3/36 Florence Rd Surrey Hills	2	Unit	\$855,000	09 Nov 2024
 2/114 Guildford Rd Surrey Hills	3	Unit	\$1,578,500	09 Nov 2024
 4/263 Mont Albert Rd Surrey Hills	2	Unit	\$700,000	09 Nov 2024
 28 Erasmus St Surrey Hills	3	House	\$1,500,000	08 Nov 2024
 1/54 Essex Rd Surrey Hills	3	House	\$1,285,000	06 Nov 2024
 302/3 Norfolk Rd Surrey Hills	2	Strata Unit/Flat	\$2,500,000	06 Nov 2024
 25 Bentley St Surrey Hills	4	House	\$2,350,000	28 Oct 2024
 18 Albion St Surrey Hills	3	House	\$2,260,000	26 Oct 2024

Sold Properties~

Address	Bedrooms	Type	Price	Sold
 24 Pine St Surrey Hills	3	House	\$2,130,000	26 Oct 2024
 4/78 Croydon Rd Surrey Hills	2	Flat/Unit/Apartment	\$900,000	26 Oct 2024
 3/24 Shepherd St Surrey Hills	2	Unit	\$740,000	26 Oct 2024
 3 Tyndall St Surrey Hills	4	House	\$3,286,000	26 Oct 2024
 104/28-34 Boisdale St Surrey Hills	2	Unit	\$850,000	23 Oct 2024
 1/91 Essex Rd Surrey Hills	3	Townhouse	\$1,650,000	23 Oct 2024
 2/969 Riversdale Rd Surrey Hills	2	Unit	\$670,000	23 Oct 2024
 11 Wilson St Surrey Hills	4	House	\$2,450,000	19 Oct 2024
 2/57 Union Rd Surrey Hills	4	Townhouse	\$1,638,000	19 Oct 2024
 37 Clyde St Surrey Hills	2	House	\$1,700,000	19 Oct 2024
 1/263 Mont Albert Rd Surrey Hills	2	Unit	\$795,000	19 Oct 2024
 7 Neath St Surrey Hills	5	House	\$4,800,000	18 Oct 2024



Balwyn Office
244A Whitehorse Rd, Balwyn
03 9810 5000

jelliscraig.com.au

Data is current as of PDF generation date 20/01/2025

* Updated Quarterly for the past 12 months

^ Updated daily for the past quarter

~ Updated daily: 33 recent results.

This publication contains data, analytics, statistics and other information supplied by PROPERTYDATAONLINE PTY LTD (PropertyData). The data provided in this publication is of a general nature and should not be construed as specific advice or relied upon in lieu of appropriate professional advice.

PropertyData relies upon data supplied by third parties and while the data is checked and reviewed, PropertyData does not warrant the accuracy or completeness of the information to the full extent permitted by the law and excludes all loss or damage howsoever arising (including through negligence) in connection with the data supplied by PropertyData. The State of Victoria owns the copyright in the Property Sales Data and reproduction of that data in any way without the consent of the State of Victoria will constitute a breach of the Copyright Act 1968 (cth). The State of Victoria does not warrant the accuracy or completeness of the Property Sales Data and any person using or relying upon such information does so on the basis that the State of Victoria accepts no responsibility or liability whatsoever for any errors, faults, defects or omissions in the information supplied.