

Suburb Report

Know your neighbourhood.



Property Prices

Median House Price*

Median
\$2.30m

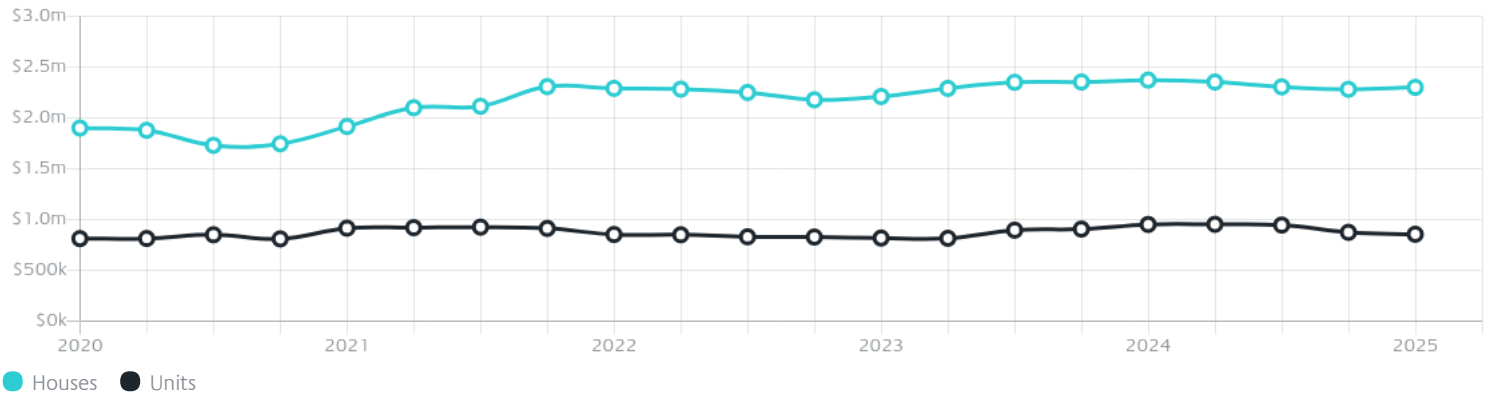
Quarterly Price Change
0.81% ↑

Median Unit Price*

Median
\$855k

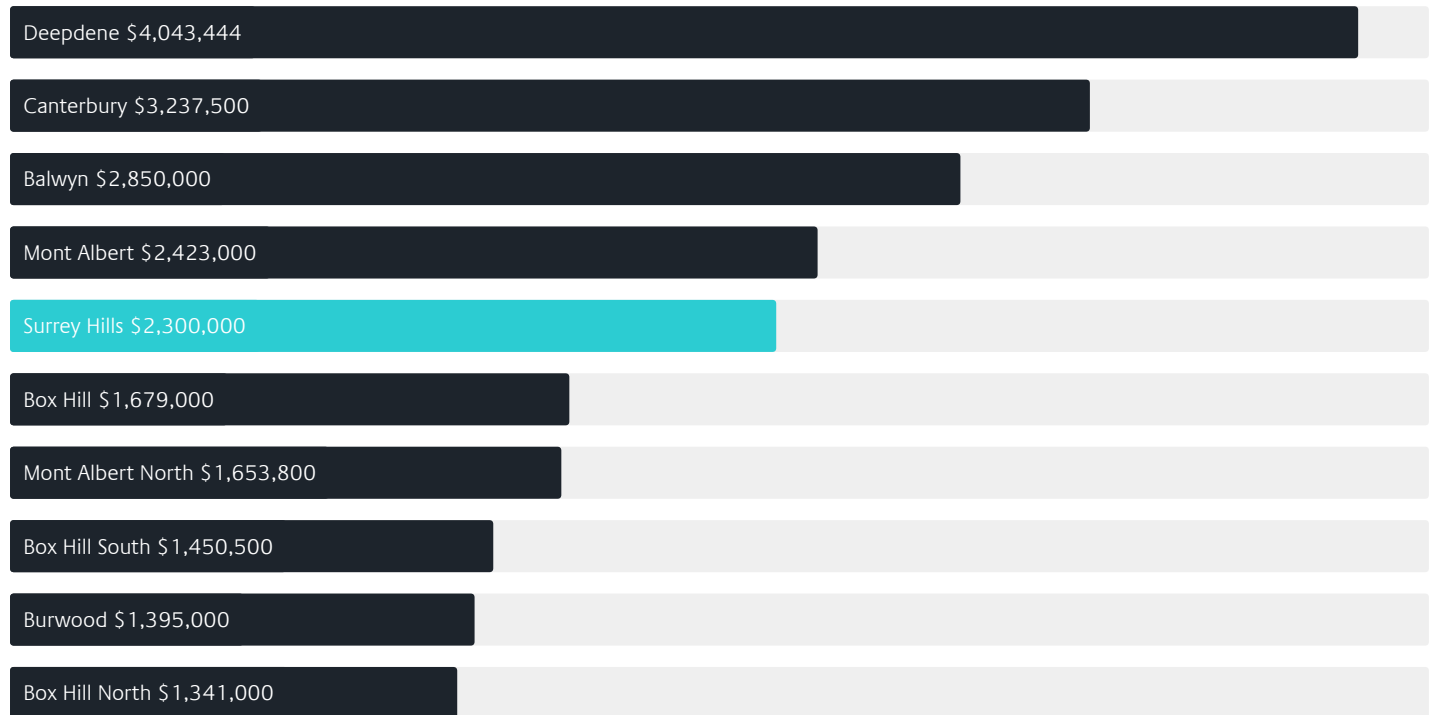
Quarterly Price Change
-2.17% ↓

Quarterly Price Change*

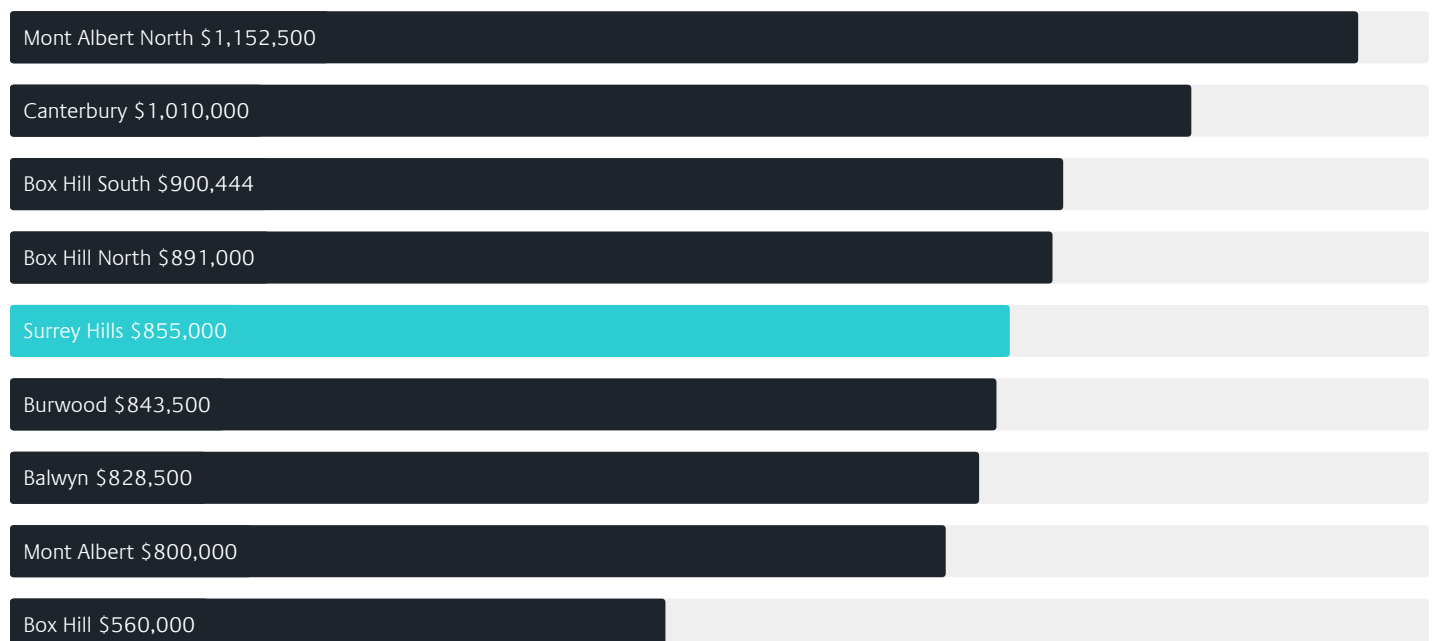


Surrounding Suburbs

Median House Sale Price*



Median Unit Sale Price*



Sales Snapshot

Sale Method*



● Auction 69%
● Private 31%

Auction Clearance Rate*

87.1%

Median Days on Market^

28 days

Average Hold Period*

9.7 years

Insights

Dwelling Type^



● Houses 67% ● Units 33%

Ownership^



● Owned Outright 44% ● Mortgaged 37% ● Rented 19%

Population^

13,655

Median Asking Rent per week*

\$795

Population Growth^

0.37%

Rental Yield*

1.79%

Median Age^













42 years

Median Household Size^













2.6 people

Sold Properties~













Discover a snapshot of the most recent results for this suburb, to view the full 12 months of sales history, please go to jellisicraig.com.au/suburbinsights

Address	Bedrooms	Type	Price	Sold
 101/28-34 Boisdale St Surrey Hills	2	Apartment	\$900,000	24 Jun 2025
 2/3 Payne St Surrey Hills	2	Unit	\$945,000	20 Jun 2025
 6 Howell Av Surrey Hills	3	House	\$1,920,000	19 Jun 2025
 1/64 Essex Rd Surrey Hills	2	Unit	\$950,000	16 Jun 2025
 107/619 Canterbury Rd Surrey Hills	1	Apartment	\$475,000	11 Jun 2025
 41a Kingston Rd Surrey Hills	3	House	\$1,695,000	31 May 2025
 1/535 Whitehorse Rd Surrey Hills	3	Townhouse	\$1,420,000	31 May 2025
 9 Elm St Surrey Hills	4	House	\$2,008,000	24 May 2025
 4/55 Essex Rd Surrey Hills	2	Unit	\$1,106,000	21 May 2025
 35 Wharton St Surrey Hills	3	House	\$1,910,000	17 May 2025
 26 Langford St Surrey Hills	4	House	\$2,999,000	17 May 2025
 57 Kingston Rd Surrey Hills	4	House	\$1,680,000	08 May 2025

Sold Properties~

Address	Bedrooms	Type	Price	Sold
 5/8 Florence Rd Surrey Hills	2	Unit	\$772,552	06 May 2025
 1/13 Essex Rd Surrey Hills	3	Flat/Unit/Apartment	\$1,030,000	02 May 2025
 4/972 Riversdale Rd Surrey Hills	1	Apartment	\$465,000	19 Apr 2025
 3/32 Florence Rd Surrey Hills	2	Unit	\$800,000	12 Apr 2025
 3/56 Windsor Cr Surrey Hills	2	Apartment	\$760,000	12 Apr 2025
 3/946 Riversdale Rd Surrey Hills	4	Strata Unit/Flat	\$1,467,000	31 Mar 2025
 1/39 Pine St Surrey Hills	2	Unit	\$925,000	29 Mar 2025
 G1/629 Canterbury Rd Surrey Hills	2	Apartment	\$555,000	29 Mar 2025
 108/1a Middlesex Rd Surrey Hills	2	Apartment	\$690,000	28 Mar 2025
 39 Warrigal Rd Surrey Hills	6	House	\$1,250,000	28 Mar 2025
 8 Redvers St Surrey Hills	3	House	\$1,838,888	26 Mar 2025
 7 Robinson Rd Surrey Hills	4	House	\$2,895,000	26 Mar 2025

Sold Properties~

Address	Bedrooms	Type	Price	Sold
 24a Elm St Surrey Hills	3	House	\$1,065,000	22 Mar 2025
 35 Empress Rd Surrey Hills	4	House	\$2,870,000	22 Mar 2025
 44 Erasmus St Surrey Hills	4	House	\$2,080,000	22 Mar 2025
 43 Russell St Surrey Hills	4	House	\$1,880,000	22 Mar 2025
 2/11 Warrigal Rd Surrey Hills	2	Unit	\$638,000	22 Mar 2025
 3/19 Scheele St Surrey Hills	2	Apartment	\$550,000	20 Mar 2025
 9 Banool Rd Surrey Hills	5	House	\$4,160,000	18 Mar 2025
 8/10 Clyde St Surrey Hills	2	Company Share Unit (within multi-storey development)	\$564,000	18 Mar 2025
 1/25 Newton St Surrey Hills	4	Townhouse	\$1,540,000	16 Mar 2025
 1/6 Suffolk Rd Surrey Hills	3	Unit	\$1,380,000	15 Mar 2025
 24 Weybridge St Surrey Hills	5	House	\$3,770,000	15 Mar 2025
 1/72 Essex Rd Surrey Hills	3	Unit	\$1,200,000	15 Mar 2025



Balwyn Office
244A Whitehorse Rd, Balwyn
03 9810 5000

jelliscraig.com.au

Data is current as of PDF generation date 01/07/2025

* Updated Quarterly for the past 12 months

^ Updated daily for the past quarter

~ Updated daily: 33 recent results.

This publication contains data, analytics, statistics and other information supplied by PROPERTYDATAONLINE PTY LTD (PropertyData). The data provided in this publication is of a general nature and should not be construed as specific advice or relied upon in lieu of appropriate professional advice.

PropertyData relies upon data supplied by third parties and while the data is checked and reviewed, PropertyData does not warrant the accuracy or completeness of the information to the full extent permitted by the law and excludes all loss or damage howsoever arising (including through negligence) in connection with the data supplied by PropertyData. The State of Victoria owns the copyright in the Property Sales Data and reproduction of that data in any way without the consent of the State of Victoria will constitute a breach of the Copyright Act 1968 (cth). The State of Victoria does not warrant the accuracy or completeness of the Property Sales Data and any person using or relying upon such information does so on the basis that the State of Victoria accepts no responsibility or liability whatsoever for any errors, faults, defects or omissions in the information supplied.