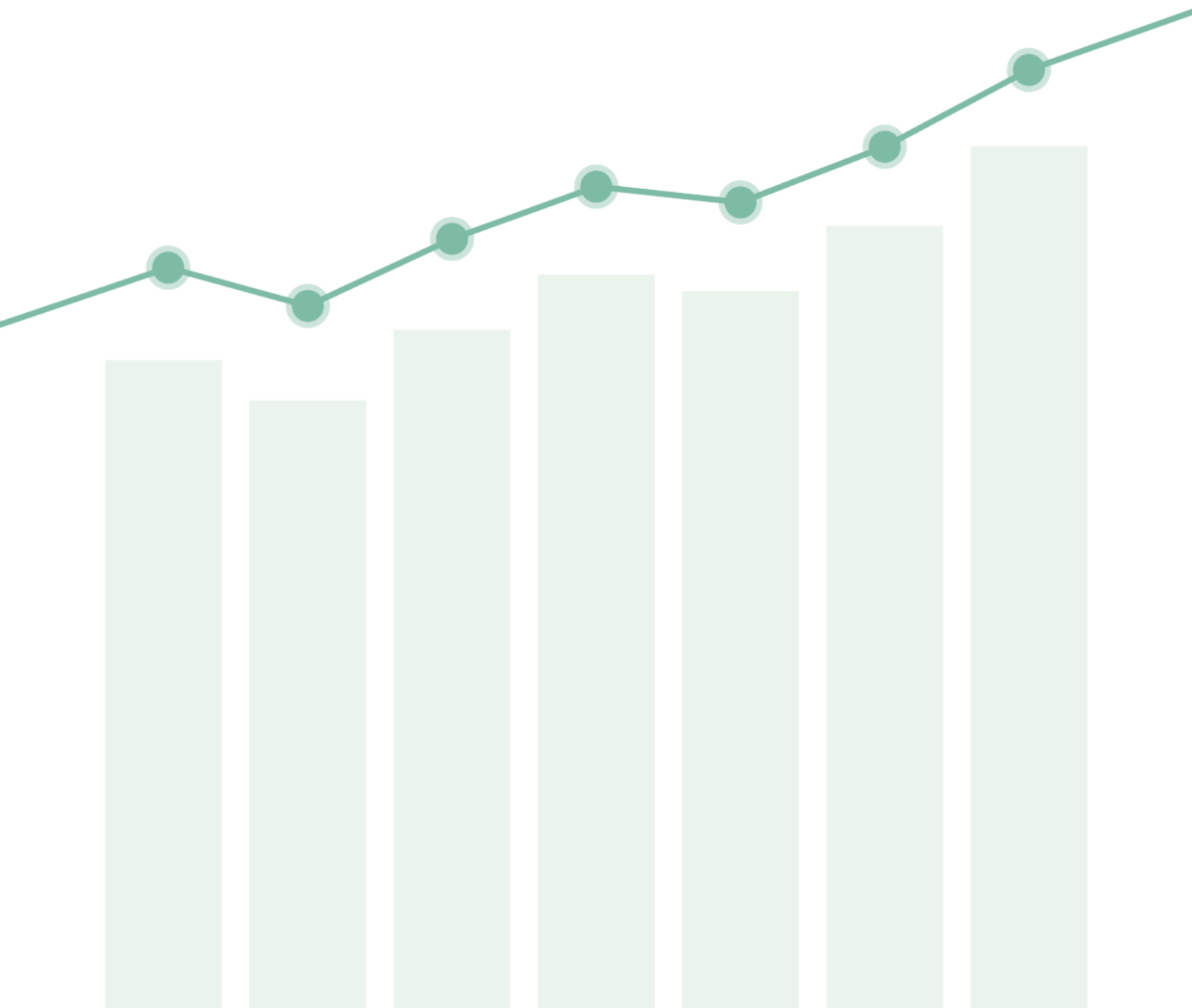


# JellisCraig

TEMPLESTOWE LOWER

# Suburb Report

Know your neighbourhood.



TEMPLESTOWE LOWER SUBURB REPORT

Median House Price\*

Median

\$1.35m

Quarterly Price Change

0.44% ↑

Median Unit Price\*

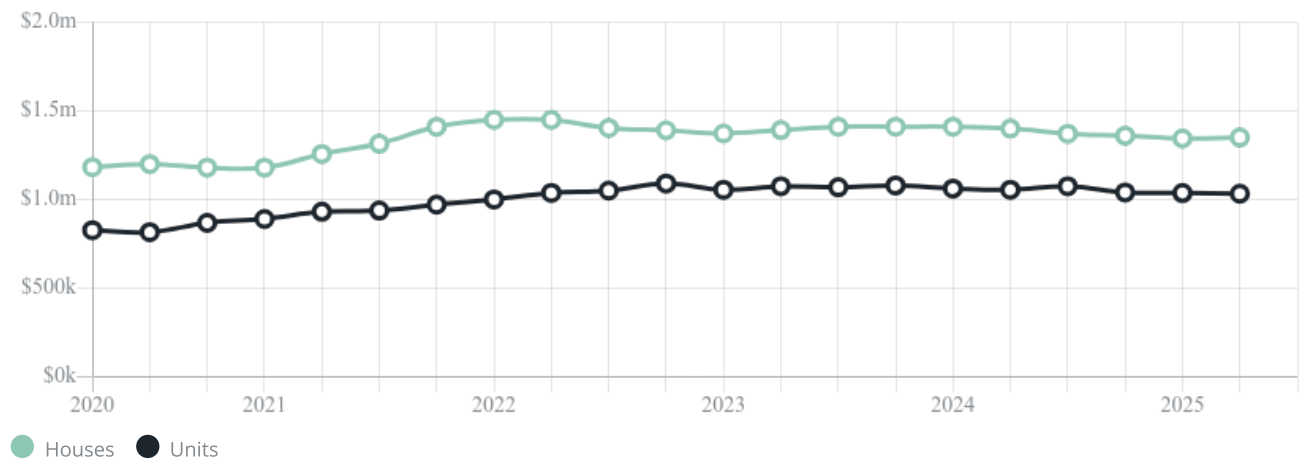
Median

\$1.03m

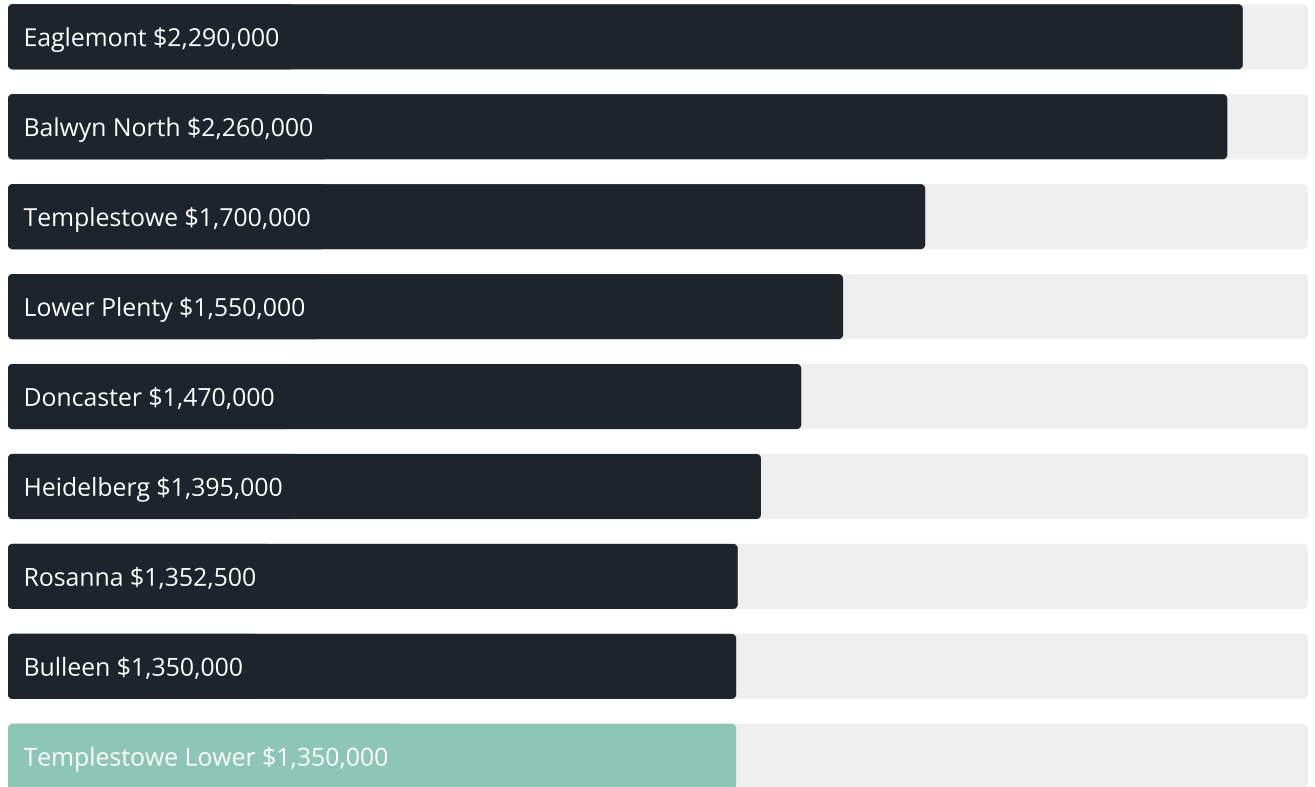
Quarterly Price Change

-0.36% ↓

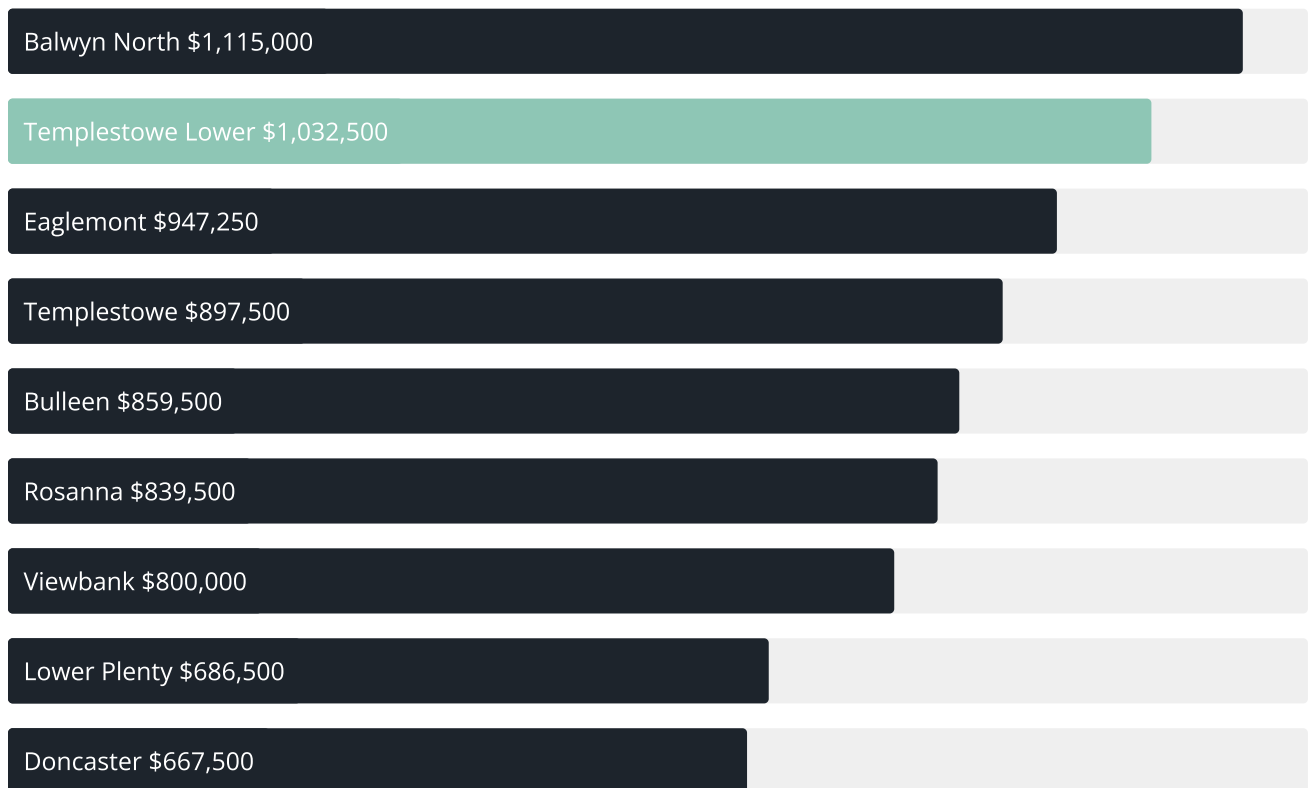
Quarterly Price Change\*



### Median House Sale Price \*



### Median Unit Sale Price \*



TEMPLESTOWE LOWER SUBURB REPORT

Sale Method\*



● Auction 74%  
● Private 26%

Auction Clearance Rate\*

75%

Median Days on Market^

27 days

Average Hold Period\*

8.6 years

Dwelling Type^



● Houses 81% ● Units 19%

Ownership^



● Owned Outright 50% ● Mortgaged 35% ● Rented 15%

Population^

14,098

Median Asking Rent per week\*

\$720

Population Growth^

4.98%

Rental Yield\*

2.72%

Median Age^











45 years

Median Household Size^











2.7 people

## TEMPLESTOWE LOWER SUBURB REPORT











Discover a snapshot of the most recent results for this suburb, to view the full 12 months of sales history, please go to [jellisrcraig.com.au/suburbinsights](http://jellisrcraig.com.au/suburbinsights)

Address	Bedrooms	Type	Price	Sold
 7 Newbury Cl Templestowe Lower	4	House	\$1,505,000	30 Aug 2025
 4 Chatsworth Qdrnt Templestowe Lower	3	House	\$1,222,000	30 Aug 2025
 126 Templestowe Rd Templestowe Lower	4	House	\$1,486,000	30 Aug 2025
 26 Ardgowar Ct Templestowe Lower	5	House	\$1,403,000	30 Aug 2025
 52 Fyfe Dr Templestowe Lower	3	House	\$1,155,000	30 Aug 2025
 4/206 High St Templestowe Lower	3	Townhouse	\$810,000	28 Aug 2025
 2/369 Thompsons Rd Templestowe Lower	2	Townhouse	\$900,000	26 Aug 2025
 25 Corroboree Pl Templestowe Lower	4	House	\$1,625,000	23 Aug 2025
 8 Eagle Rise Templestowe Lower	3	House	\$1,351,000	23 Aug 2025
 23 Mayfair Av Templestowe Lower	5	House	\$3,380,000	22 Aug 2025

## TEMPLESTOWE LOWER SUBURB REPORT

Address	Bedrooms	Type	Price	Sold
 62 Mincha Av Templestowe Lower	3	House	\$1,210,000	16 Aug 2025
 2/339 High St Templestowe Lower	3	Townhouse	\$900,000	16 Aug 2025
 50 Marcus Rd Templestowe Lower	3	House	\$1,185,000	16 Aug 2025
 3/22 Sunhill Rd Templestowe Lower	4	Townhouse	\$1,360,000	14 Aug 2025
 20 Birchwood Av TEMPLESTOWE LOWER	3	House	\$1,300,000	14 Aug 2025
 12 Gertrude St Templestowe Lower	2	House	\$892,500	13 Aug 2025
 19/4 Gambier Av Templestowe Lower	3	Townhouse	\$855,000	12 Aug 2025
 19 Macedon Ct Templestowe Lower	5	House	\$1,845,000	09 Aug 2025
 2a Gordons Rd Templestowe Lower	4	House	\$1,470,000	08 Aug 2025
 8 Crawford Rd Templestowe Lower	3	House	\$1,300,000	02 Aug 2025

## TEMPLESTOWE LOWER SUBURB REPORT

Address	Bedrooms	Type	Price	Sold
 22 Wellington St TEMPLESTOWE LOWER	4	House	\$1,586,000	02 Aug 2025
 40 Hotham St Templestowe Lower	3	Townhouse	\$1,089,000	02 Aug 2025
 214 Templestowe Rd Templestowe Lower	3	House	\$1,115,000	31 Jul 2025
 6 Boonah Ct Templestowe Lower	5	House	\$1,280,000	26 Jul 2025
 7 Jean St Templestowe Lower	3	House	\$1,351,000	26 Jul 2025
 5a Balmoral Av Templestowe Lower	3	House	\$1,190,000	26 Jul 2025
 85 Hodgson St Templestowe Lower	3	House	\$1,245,000	26 Jul 2025
 21 Bryson Gr Templestowe Lower	3	House	\$1,305,000	19 Jul 2025
 11/410-418 Thompsons Rd Templestowe Lower	2	House	\$315,000	18 Jul 2025
 58 Feathertop Av Templestowe Lower	4	House	\$1,421,000	12 Jul 2025



Doncaster Office  
Level 1/1006 Doncaster Road, Doncaster  
03 8841 4888

[jellisraig.com.au](http://jellisraig.com.au)

Data is current as of PDF generation date 01/09/2025

\* Updated Quarterly for the past 12 months

^ Updated daily for the past quarter

~ Updated daily: 33 recent results.

This publication contains data, analytics, statistics and other information supplied by PROPERTYDATAONLINE PTY LTD (PropertyData). The data provided in this publication is of a general nature and should not be construed as specific advice or relied upon in lieu of appropriate professional advice.

PropertyData relies upon data supplied by third parties and while the data is checked and reviewed, PropertyData does not warrant the accuracy or completeness of the information to the full extent permitted by the law and excludes all loss or damage howsoever arising (including through negligence) in connection with the data supplied by PropertyData. The State of Victoria owns the copyright in the Property Sales Data and reproduction of that data in any way without the consent of the State of Victoria will constitute a breach of the Copyright Act 1968 (cth). The State of Victoria does not warrant the accuracy or completeness of the Property Sales Data and any person using or relying upon such information does so on the basis that the State of Victoria accepts no responsibility or liability whatsoever for any errors, faults, defects or omissions in the information supplied.