

Suburb Report

Know your neighbourhood.



Property Prices

Median House Price*

Median

\$1.75m

Quarterly Price Change

-1.46% ↓

Median Unit Price*

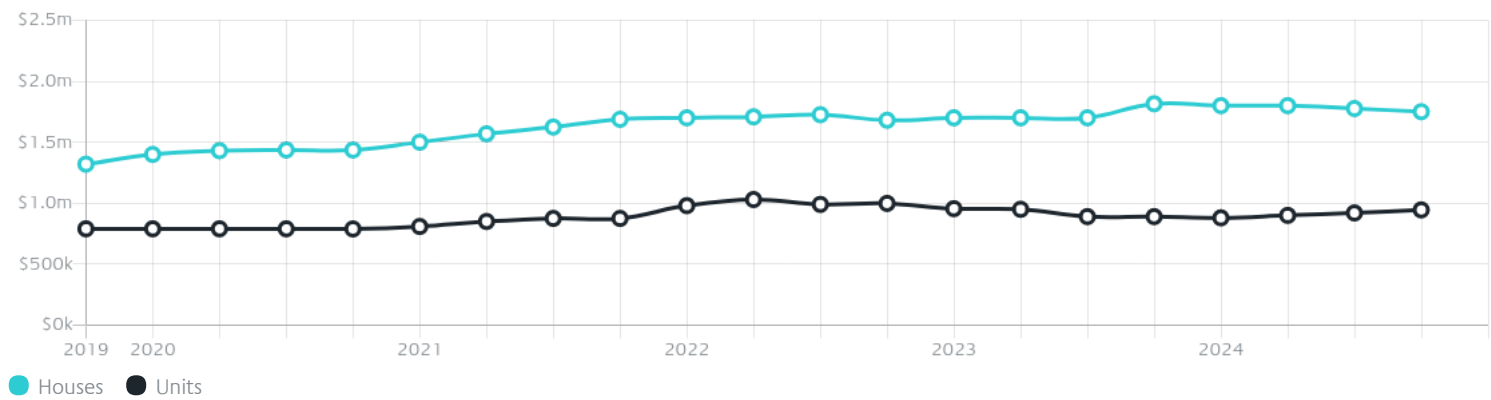
Median

\$945k

Quarterly Price Change

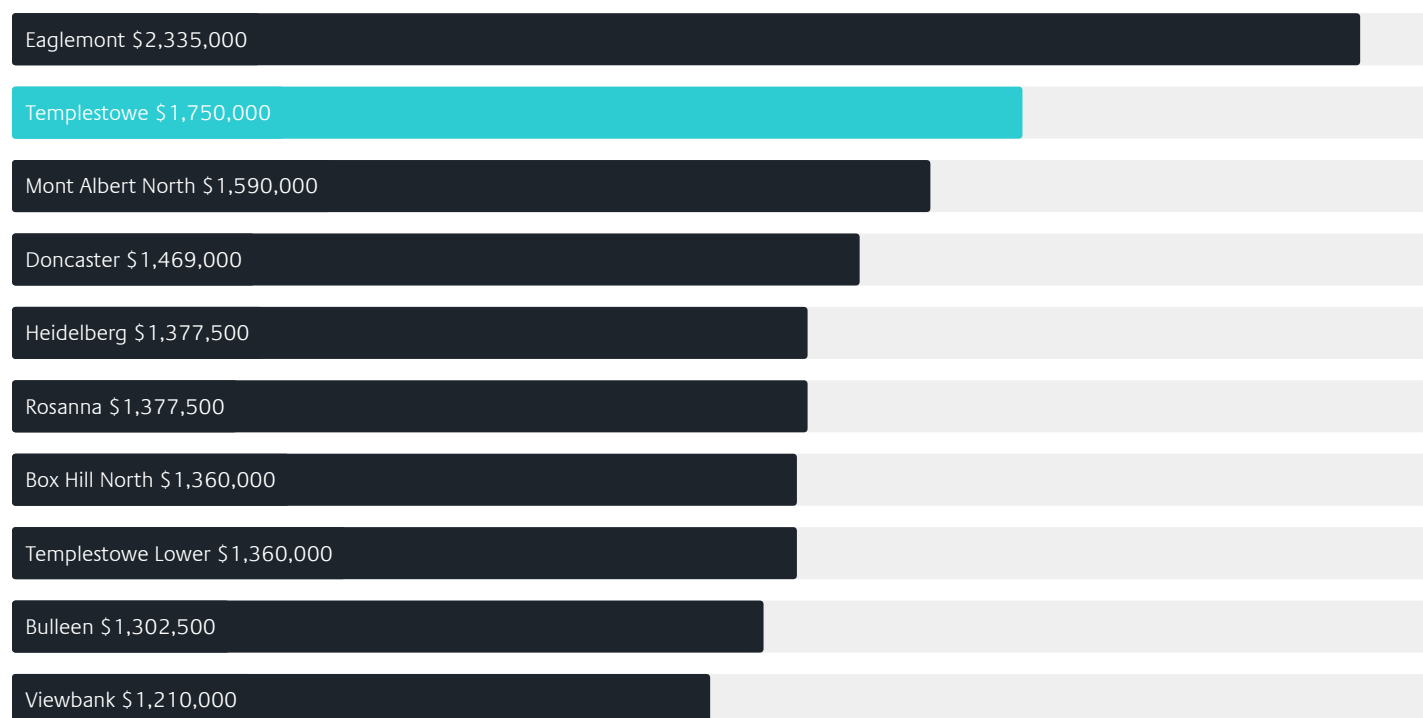
2.71% ↑

Quarterly Price Change*

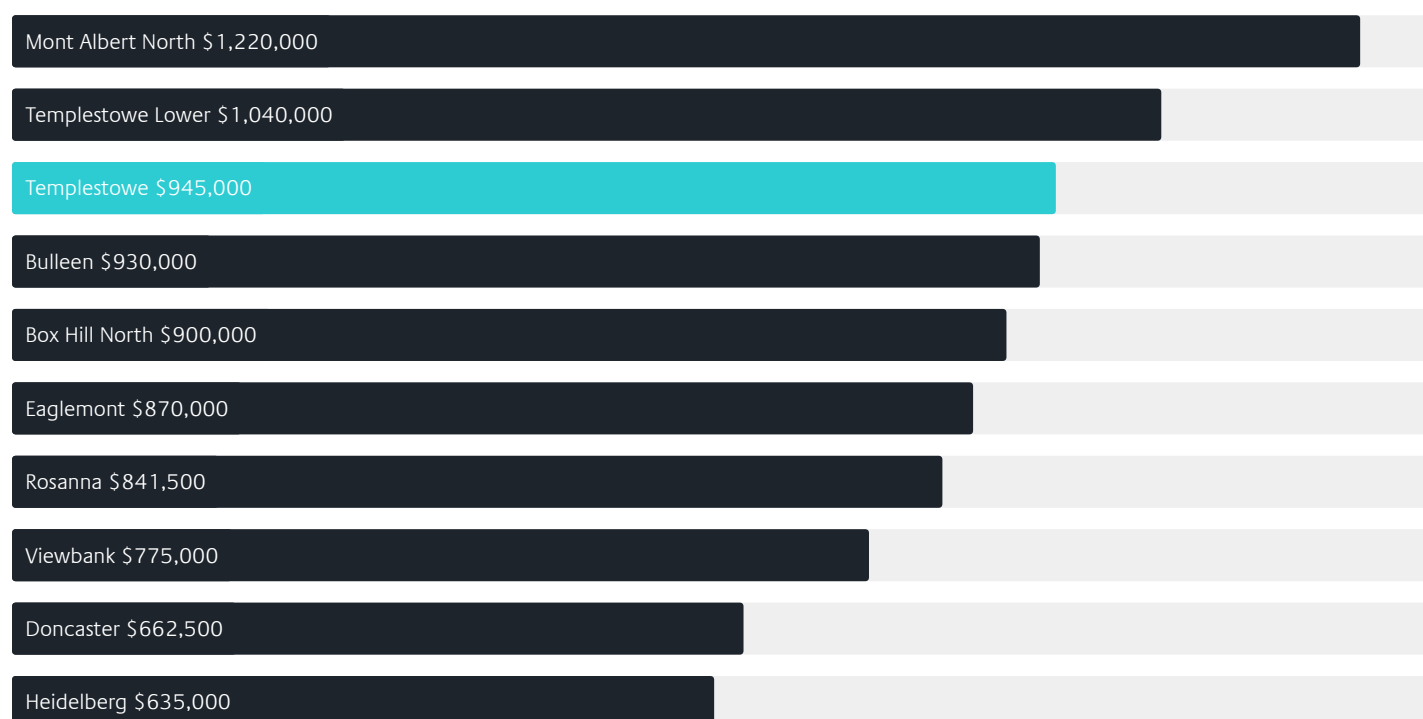


Surrounding Suburbs

Median House Sale Price*



Median Unit Sale Price*



Sales Snapshot

Sale Method*



● Auction 61%
● Private 39%

Auction Clearance Rate*

78.38%

Median Days on Market^

31 days

Average Hold Period*

8.9 years

Insights

Dwelling Type^



● Houses 78% ● Units 22%

Ownership^



● Owned Outright 50% ● Mortgaged 38% ● Rented 12%

Population^

16,966

Median Asking Rent per week*

\$850

Population Growth^

2.09%

Rental Yield*

2.58%

Median Age^













46 years

Median Household Size^













2.8 people

Sold Properties~













Discover a snapshot of the most recent results for this suburb, to view the full 12 months of sales history, please go to jellisicraig.com.au/suburbinsights

Address	Bedrooms	Type	Price	Sold
 27 Stradmore Av Templestowe	5	House	\$1,185,000	29 Mar 2025
 1 Millwood Ct Templestowe	3	House	\$1,180,000	29 Mar 2025
 18/123 Parker St Templestowe	2	Townhouse	\$606,000	29 Mar 2025
 11 Meadow Pl Templestowe	4	House	\$1,630,000	28 Mar 2025
 15 Shakespeare Dr Templestowe	5	House	\$1,780,000	27 Mar 2025
 33 Hawtin St Templestowe	4	House	\$1,395,000	26 Mar 2025
 93 Greenridge Av Templestowe	4	House	\$1,689,000	22 Mar 2025
 5 Lawanna Dr Templestowe	4	House	\$1,590,000	22 Mar 2025
 391 Church Rd Templestowe	5	House	\$1,428,000	20 Mar 2025
 9a Kenman Cl Templestowe	3	House	\$982,000	19 Mar 2025
 6/243 Williamsons Rd Templestowe	2	Townhouse	\$755,000	15 Mar 2025
 13 Dena Ct Templestowe	5	House	\$1,901,800	15 Mar 2025

Sold Properties~

Address	Bedrooms	Type	Price	Sold
 7 Rubens Pl Templestowe	4	House	\$1,630,000	15 Mar 2025
 24 Atkinson St Templestowe	4	House	\$1,618,000	15 Mar 2025
 6 Unwin St Templestowe	3	House	\$1,455,000	11 Mar 2025
 3/19 Glendale Av Templestowe	3	House	\$1,017,000	08 Mar 2025
 6 Martindale Pl Templestowe	4	House	\$1,950,000	07 Mar 2025
 9 Samantha Ct Templestowe	4	House	\$1,645,000	06 Mar 2025
 3/2-6 Anderson St Templestowe	2	Apartment	\$573,000	01 Mar 2025
 13 Chiswick Ct Templestowe	4	House	\$1,188,000	01 Mar 2025
 5 Hampton Cl Templestowe	4	House	\$1,490,000	01 Mar 2025
 17-18 Valencia Tce Templestowe	5	House	\$3,950,000	28 Feb 2025
 2/85 Atkinson St TEMPLESTOWE	4	Townhouse	\$995,000	25 Feb 2025
 50 Unwin St Templestowe	4	House	\$1,780,000	22 Feb 2025

Sold Properties~

Address	Bedrooms	Type	Price	Sold
 7/2-6 Anderson St Templestowe	2	Apartment	\$570,000	21 Feb 2025
 306/2-6 Anderson St Templestowe	2	Apartment	\$617,500	17 Feb 2025
 5 Tramore Cl Templestowe	5	House	\$2,500,000	15 Feb 2025
 12 Aumann Dr Templestowe	4	House	\$1,940,000	15 Feb 2025
 13 Thomas Hardy Dr Templestowe	5	House	\$2,350,000	12 Feb 2025
 12/57-59 Anderson St Templestowe	2	Unit	\$610,000	09 Feb 2025
 128-130 Serpells Rd Templestowe	5	House	\$3,028,000	07 Feb 2025
 8 Atkinson St Templestowe	4	House	\$1,350,000	01 Feb 2025
 2/300 Porter St Templestowe	3	Unit	\$1,150,000	30 Jan 2025
 39 Mclachlan St Templestowe	4	House	\$2,150,000	25 Jan 2025
 6/8 Anderson St Templestowe	2	Townhouse	\$610,000	24 Jan 2025
 1/413 Church Rd Templestowe	2	Unit	\$850,000	20 Jan 2025



Doncaster Office
Level 1 / 1006 Doncaster Road, Doncaster
03 8841 4888

jelliscraig.com.au

Data is current as of PDF generation date 01/04/2025

* Updated Quarterly for the past 12 months

^ Updated daily for the past quarter

~ Updated daily: 33 recent results.

This publication contains data, analytics, statistics and other information supplied by PROPERTYDATAONLINE PTY LTD (PropertyData). The data provided in this publication is of a general nature and should not be construed as specific advice or relied upon in lieu of appropriate professional advice.

PropertyData relies upon data supplied by third parties and while the data is checked and reviewed, PropertyData does not warrant the accuracy or completeness of the information to the full extent permitted by the law and excludes all loss or damage howsoever arising (including through negligence) in connection with the data supplied by PropertyData. The State of Victoria owns the copyright in the Property Sales Data and reproduction of that data in any way without the consent of the State of Victoria will constitute a breach of the Copyright Act 1968 (cth). The State of Victoria does not warrant the accuracy or completeness of the Property Sales Data and any person using or relying upon such information does so on the basis that the State of Victoria accepts no responsibility or liability whatsoever for any errors, faults, defects or omissions in the information supplied.