

Suburb Report

Know your neighbourhood.



Property Prices

Median House Price*

Median

\$1.75m

Quarterly Price Change

-1.46% ↓

Median Unit Price*

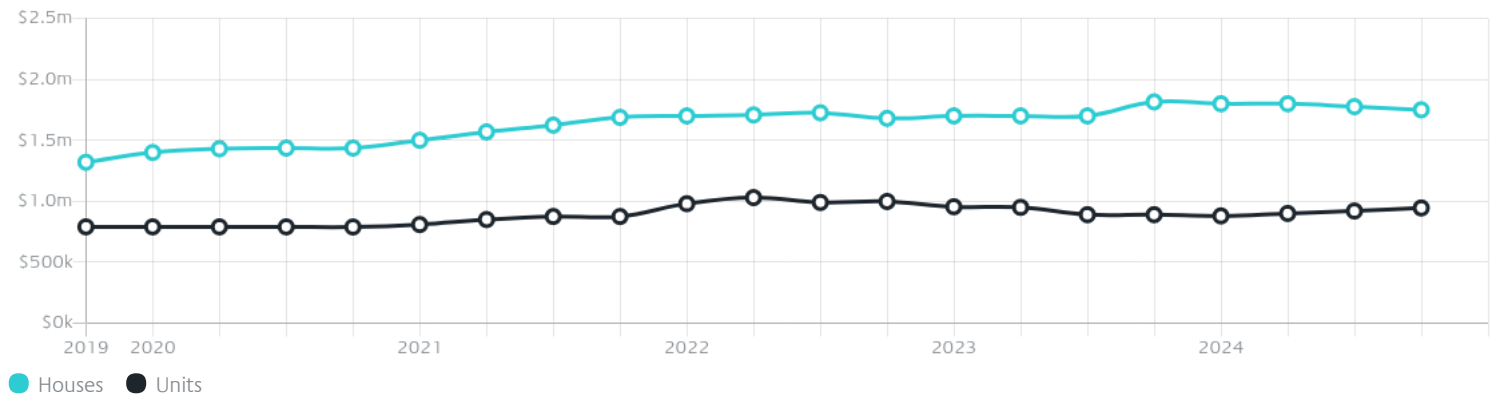
Median

\$945k

Quarterly Price Change

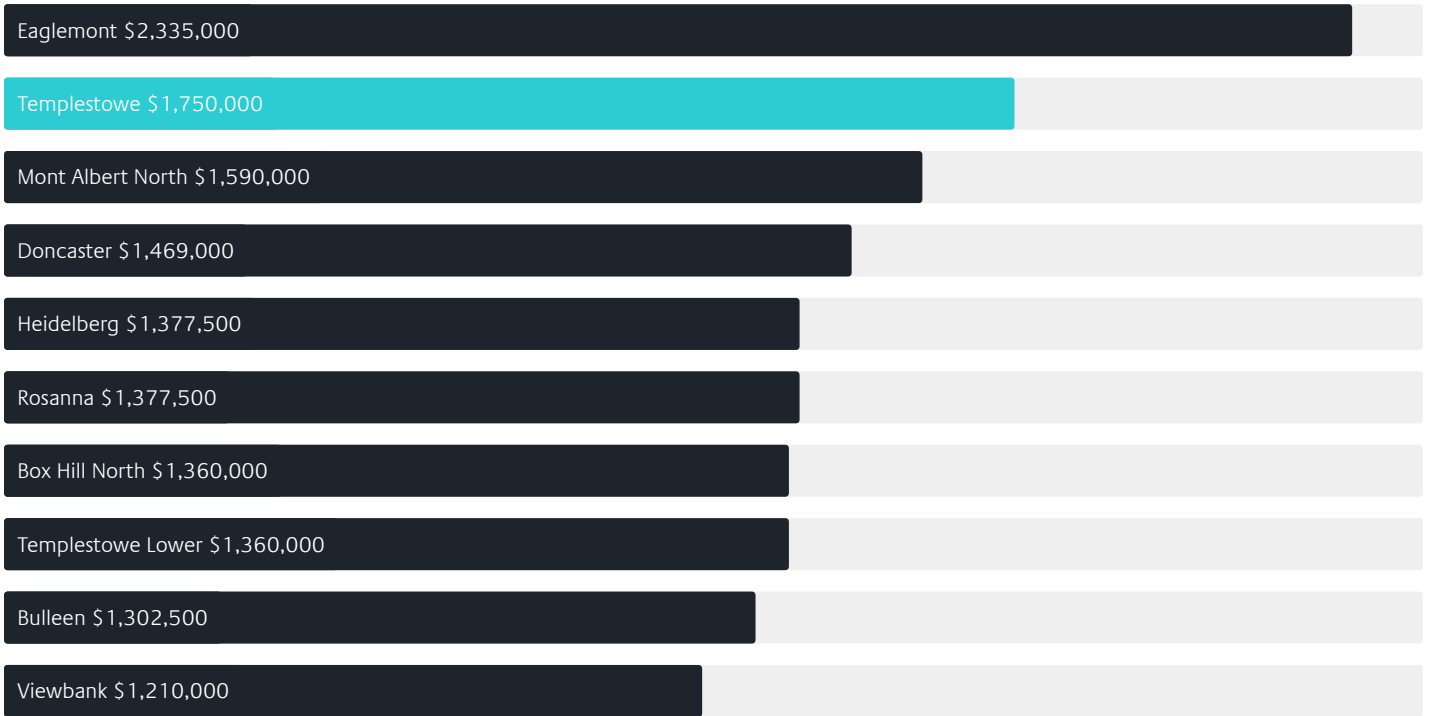
2.71% ↑

Quarterly Price Change*

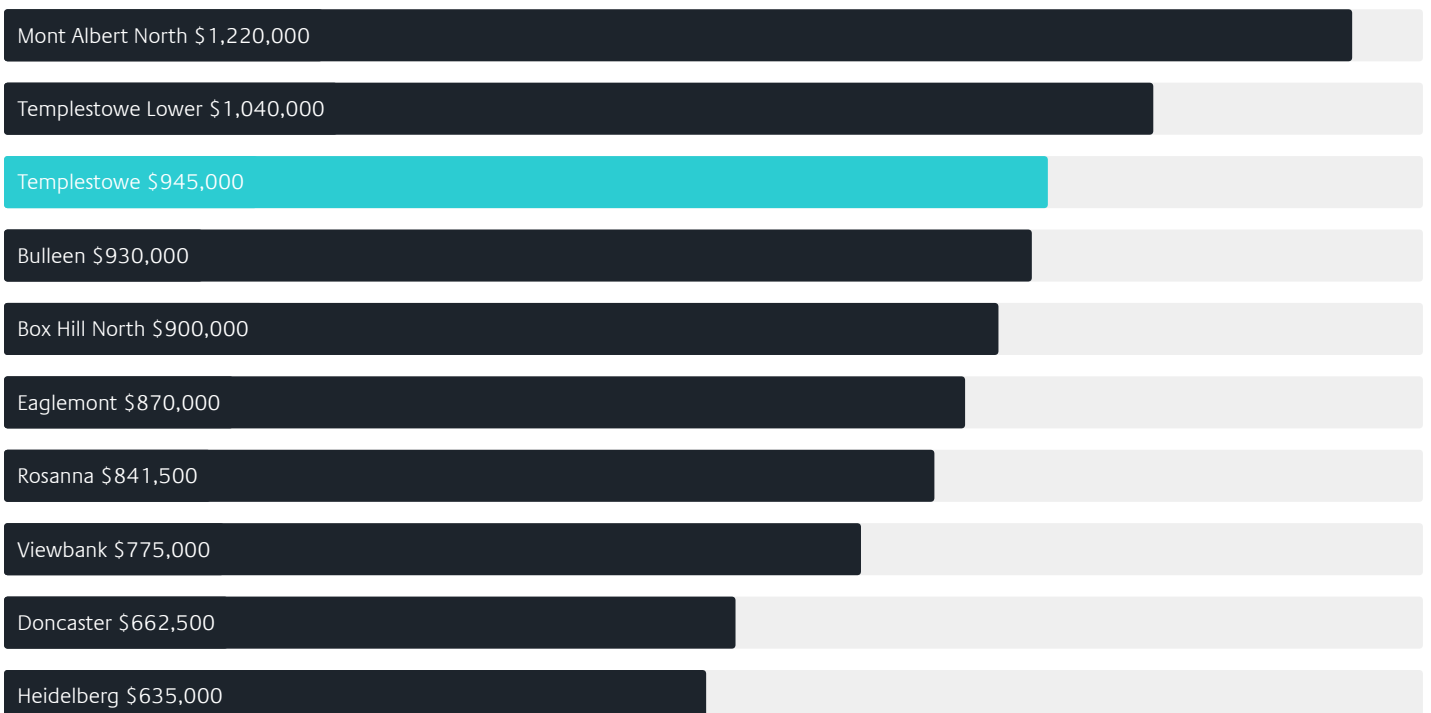


Surrounding Suburbs

Median House Sale Price*



Median Unit Sale Price*



Sales Snapshot

Sale Method^{*}



● Auction 77%
● Private 23%

Auction Clearance Rate^{*}

62.16%

Median Days on Market[^]

39 days

Average Hold Period^{*}

8.9 years

Insights

Dwelling Type[^]



● Houses 78% ● Units 22%

Ownership[^]



● Owned Outright 50% ● Mortgaged 38% ● Rented 12%

Population[^]

16,966

Median Asking Rent per week^{*}

\$850

Population Growth[^]

2.09%

Rental Yield^{*}

2.58%

Median Age[^]













46 years

Median Household Size[^]













2.8 people

Sold Properties~













Discover a snapshot of the most recent results for this suburb, to view the full 12 months of sales history, please go to jellisraig.com.au/suburbinsights

Address	Bedrooms	Type	Price	Sold
 2/300 Porter St Templestowe	3	Unit	\$1,150,000	30 Jan 2025
 39 Mclachlan St Templestowe	4	House	\$2,150,000	25 Jan 2025
 1/413 Church Rd Templestowe	2	Unit	\$850,000	20 Jan 2025
 1/106 Wood St Templestowe	3	Townhouse	\$900,000	08 Jan 2025
 7 Clays Ct Templestowe	5	House	\$1,700,000	20 Dec 2024
 2/249 Williamsons Rd Templestowe	3	Unit	\$900,000	19 Dec 2024
 9 Millwood Ct Templestowe	5	House	\$1,923,000	14 Dec 2024
 21 Stradmore Av Templestowe	4	House	\$1,160,000	14 Dec 2024
 18 Little Valley Rd Templestowe	5	House	\$2,735,888	13 Dec 2024
 3 Browning Dr Templestowe	4	House	\$1,640,000	10 Dec 2024
 2/11 June Cr Templestowe	3	Townhouse	\$950,000	10 Dec 2024
 7 Saville Ct Templestowe	4	House	\$1,372,000	10 Dec 2024

Sold Properties~

Address	Bedrooms	Type	Price	Sold
 5 Mapledene Ct Templestowe	4	House	\$1,220,000	04 Dec 2024
 15 Rasmussen Dr Templestowe	3	House	\$2,850,000	30 Nov 2024
 16 The Grange Templestowe	4	House	\$1,620,000	30 Nov 2024
 5 Sovereign Ct Templestowe	4	Townhouse	\$1,250,000	30 Nov 2024
 7 Dellwood Ct TEMPLESTOWE	5	House	\$1,380,000	30 Nov 2024
 269 Porter St Templestowe	3	House	\$1,755,000	28 Nov 2024
 5 Dewpond Ct Templestowe	4	House	\$1,746,000	23 Nov 2024
 15 Coleridge Ct Templestowe	4	House	\$1,702,000	17 Nov 2024
 40 Shakespeare Dr Templestowe	3	House	\$1,740,000	16 Nov 2024
 2/117 King St Templestowe	3	Unit	\$1,350,000	15 Nov 2024
 16 Rosco Dr Templestowe	4	Townhouse	\$1,650,000	15 Nov 2024
 7 Nambour Rd Templestowe	5	House	\$2,700,000	14 Nov 2024

Sold Properties~

Address	Bedrooms	Type	Price	Sold
 3/245 Williamsons Rd Templestowe	2	Unit	\$645,000	13 Nov 2024
 38 Hawtin St Templestowe	3	House	\$1,320,000	13 Nov 2024
 89 Atkinson St Templestowe	4	House	\$1,943,000	09 Nov 2024
 8 Elm Ct Templestowe	5	House	\$3,080,000	09 Nov 2024
 12 Dena Ct Templestowe	4	House	\$2,038,800	09 Nov 2024
 4 Paoa Pl Templestowe	4	House	\$1,660,000	04 Nov 2024
 42 Clontarf Cr Templestowe	6	House	\$1,460,000	02 Nov 2024
 3/117 King St Templestowe	3	Unit	\$1,395,000	02 Nov 2024
 11 Rosco Dr Templestowe	5	House	\$1,760,000	29 Oct 2024
 1a Donhaven Ct Templestowe	4	House	\$1,835,000	27 Oct 2024
 10 Valencia Tce Templestowe	4	House	\$1,528,888	27 Oct 2024
 4 Milner Cl Templestowe	7	House	\$2,820,000	27 Oct 2024



Doncaster Office
Level 1 / 1006 Doncaster Road, Doncaster
03 8841 4888

jelliscraig.com.au

Data is current as of PDF generation date 01/02/2025

* Updated Quarterly for the past 12 months

^ Updated daily for the past quarter

~ Updated daily: 33 recent results.

This publication contains data, analytics, statistics and other information supplied by PROPERTYDATAONLINE PTY LTD (PropertyData). The data provided in this publication is of a general nature and should not be construed as specific advice or relied upon in lieu of appropriate professional advice.

PropertyData relies upon data supplied by third parties and while the data is checked and reviewed, PropertyData does not warrant the accuracy or completeness of the information to the full extent permitted by the law and excludes all loss or damage howsoever arising (including through negligence) in connection with the data supplied by PropertyData. The State of Victoria owns the copyright in the Property Sales Data and reproduction of that data in any way without the consent of the State of Victoria will constitute a breach of the Copyright Act 1968 (cth). The State of Victoria does not warrant the accuracy or completeness of the Property Sales Data and any person using or relying upon such information does so on the basis that the State of Victoria accepts no responsibility or liability whatsoever for any errors, faults, defects or omissions in the information supplied.