

Suburb Report

Know your neighbourhood.



Property Prices

Median House Price*

Median

\$1.73m

Quarterly Price Change

-1.11% ↓

Median Unit Price*

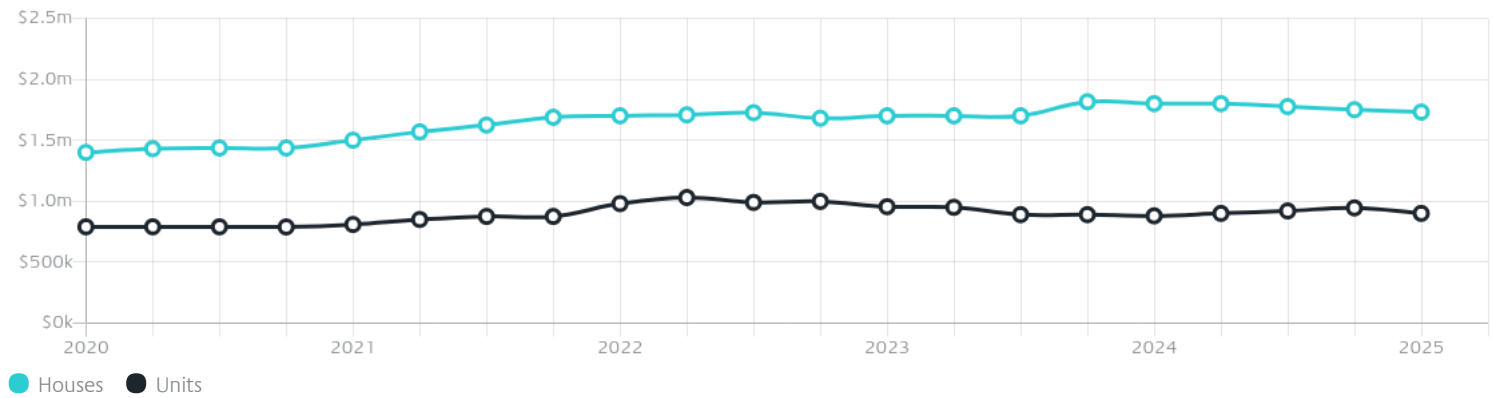
Median

\$900k

Quarterly Price Change

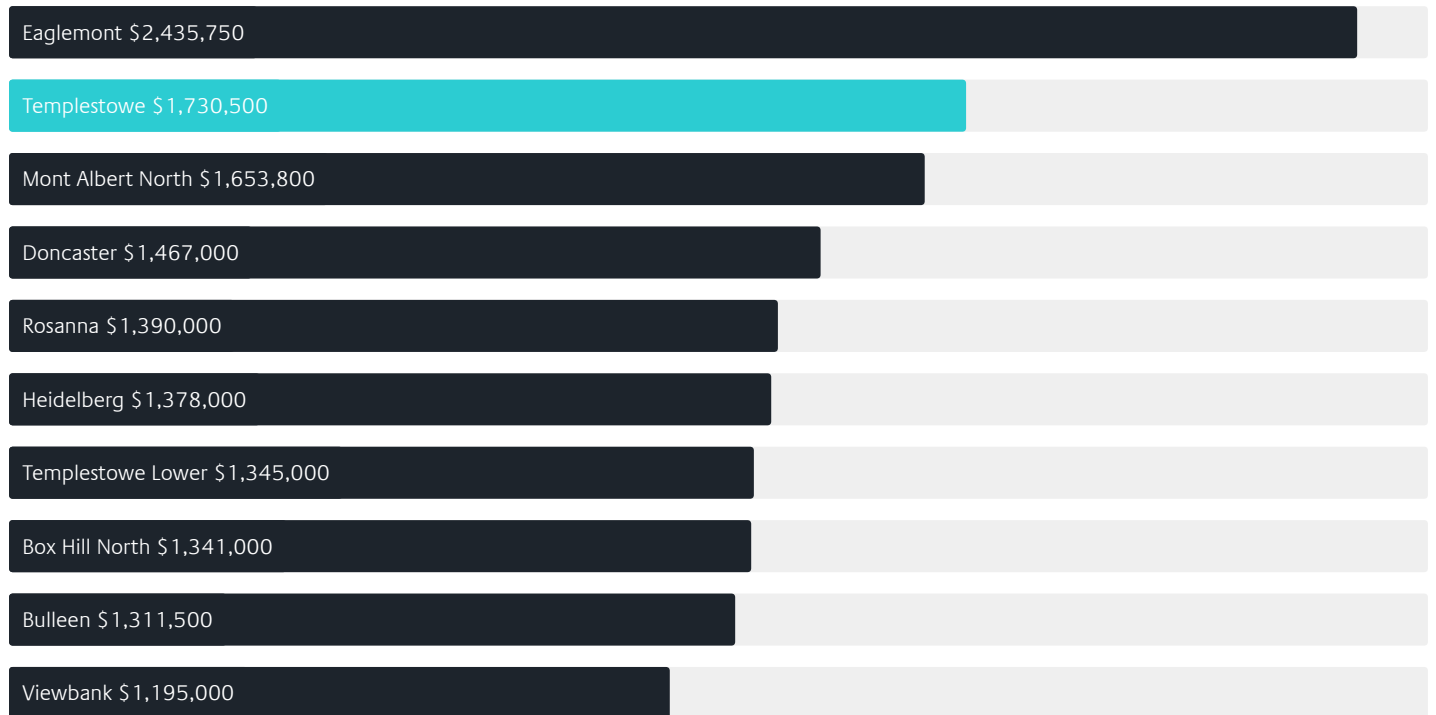
-4.76% ↓

Quarterly Price Change*

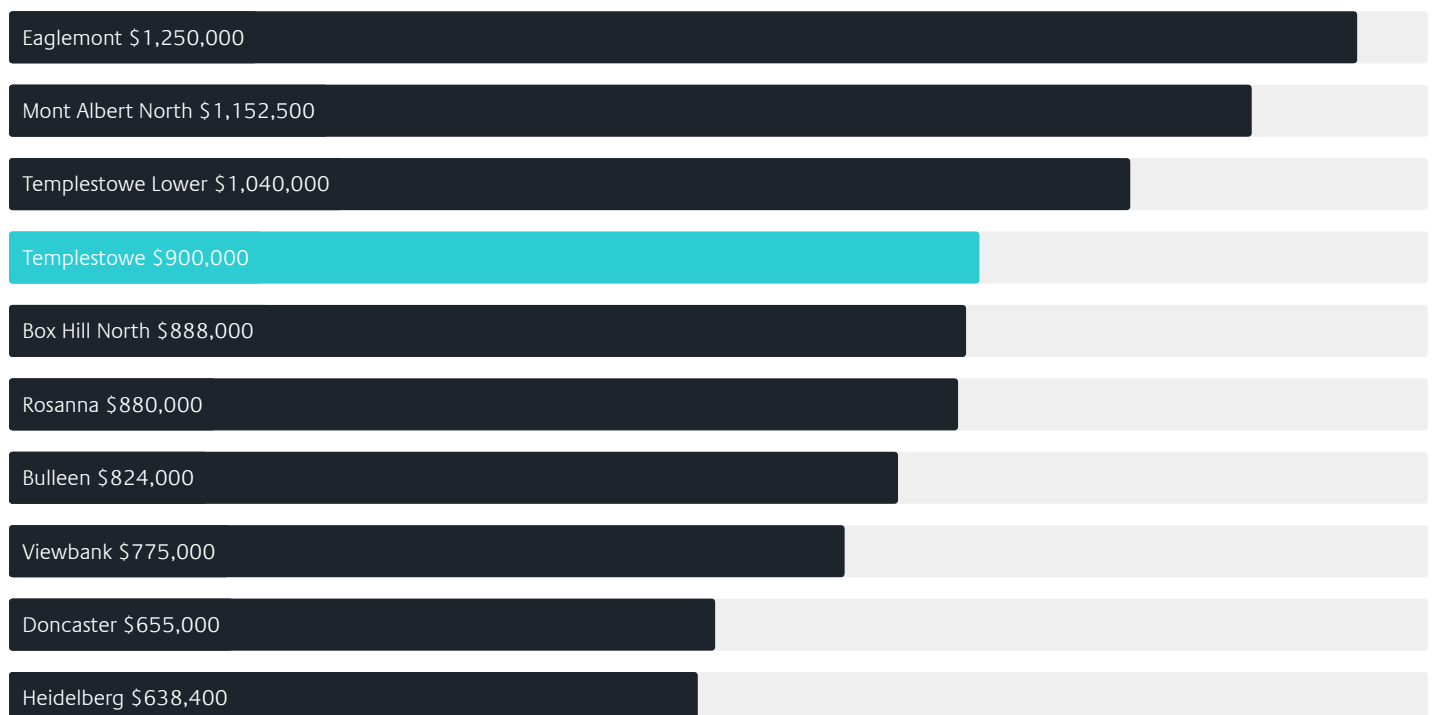


Surrounding Suburbs

Median House Sale Price*



Median Unit Sale Price*



Sales Snapshot

Sale Method*



● Auction 62%
● Private 38%

Auction Clearance Rate*

79.66%

Median Days on Market^

29 days

Average Hold Period*

8.9 years

Insights

Dwelling Type^



● Houses 78% ● Units 22%

Ownership^



● Owned Outright 50% ● Mortgaged 38% ● Rented 12%

Population^

16,966

Median Asking Rent per week*

\$880

Population Growth^

2.09%

Rental Yield*

2.58%

Median Age^













46 years

Median Household Size^













2.8 people

Sold Properties~













Discover a snapshot of the most recent results for this suburb, to view the full 12 months of sales history, please go to jellisraig.com.au/suburbinsights

Address	Bedrooms	Type	Price	Sold
 2 Bindi Cl Templestowe	4	House	\$2,000,000	31 May 2025
 2 Larnaca Ct Templestowe	5	House	\$1,820,000	31 May 2025
 36 Hawtin St Templestowe	3	House	\$1,370,000	24 May 2025
 11 Pine Lodge Ct Templestowe	4	House	\$1,488,000	20 May 2025
 46 Tuckers Rd Templestowe	5	House	\$1,820,000	17 May 2025
 1 / 245 Williamsons Rd Templestowe	2	Unit	\$612,000	17 May 2025
 20 Dena Ct Templestowe	5	House	\$2,090,000	15 May 2025
 30 Mahoney St Templestowe	4	House	\$1,475,000	15 May 2025
 13 Tatterson Ct Templestowe	6	House	\$1,979,000	10 May 2025
 29 Mandella St Templestowe	5	House	\$1,900,000	10 May 2025
 9 Berwyn Cr Templestowe	8	House	\$2,650,000	10 May 2025
 12 / 411 Church Rd Templestowe	3	Unit	\$850,000	07 May 2025

Sold Properties~

Address	Bedrooms	Type	Price	Sold
 45a Atkinson St Templestowe	5	House	\$1,500,000	07 May 2025
 16 Flowerdrum Cl Templestowe	5	House	\$1,418,000	03 May 2025
 71 Dellfield Dr TEMPLESTOWE	4	House	\$1,165,000	03 May 2025
 1/47 Glendale Av Templestowe	2	Apartment	\$525,000	30 Apr 2025
 1/117 King St Templestowe	2	Villa	\$945,000	29 Apr 2025
 95 The Grange Templestowe	5	House	\$1,897,000	26 Apr 2025
 5 Glendarragh Rd Templestowe	4	House	\$1,350,000	24 Apr 2025
 6 Ennersdale Ct Templestowe	5	House	\$1,800,000	17 Apr 2025
 50 Hawtin St Templestowe	3	House	\$1,150,000	17 Apr 2025
 64 Hillcroft Dr Templestowe	5	House	\$1,327,000	13 Apr 2025
 2/11 Clarke St Templestowe	3	Unit	\$1,100,500	12 Apr 2025
 11 Newlyn Cl Templestowe	3	House	\$1,250,000	12 Apr 2025

Sold Properties~

Address	Bedrooms	Type	Price	Sold
 4/292 Porter St Templestowe	4	Townhouse	\$1,175,000	08 Apr 2025
 2/13 Glendale Av Templestowe	3	Townhouse	\$900,000	07 Apr 2025
 376 Church Rd Templestowe	4	House	\$1,545,000	05 Apr 2025
 23 Wood St Templestowe	4	House	\$1,335,000	05 Apr 2025
 16 Greenock Pl Templestowe	5	House	\$1,606,000	05 Apr 2025
 13 Whitehall Ct Templestowe	5	House	\$1,885,188	04 Apr 2025
 7 Donegal Ct Templestowe	4	House	\$1,820,000	04 Apr 2025
 6 The Ridge Templestowe	4	House	\$1,680,000	03 Apr 2025
 27 Stradmore Av Templestowe	5	House	\$1,185,000	29 Mar 2025
 1 Millwood Ct Templestowe	3	House	\$1,180,000	29 Mar 2025
 18/123 Parker St Templestowe	2	Townhouse	\$606,000	29 Mar 2025
 18 Gardenvue Ct Templestowe	4	House	\$1,470,000	29 Mar 2025



Doncaster Office
Level 1 / 1006 Doncaster Road, Doncaster
03 8841 4888

jelliscraig.com.au

Data is current as of PDF generation date 01/06/2025

* Updated Quarterly for the past 12 months

^ Updated daily for the past quarter

~ Updated daily: 33 recent results.

This publication contains data, analytics, statistics and other information supplied by PROPERTYDATAONLINE PTY LTD (PropertyData). The data provided in this publication is of a general nature and should not be construed as specific advice or relied upon in lieu of appropriate professional advice.

PropertyData relies upon data supplied by third parties and while the data is checked and reviewed, PropertyData does not warrant the accuracy or completeness of the information to the full extent permitted by the law and excludes all loss or damage howsoever arising (including through negligence) in connection with the data supplied by PropertyData. The State of Victoria owns the copyright in the Property Sales Data and reproduction of that data in any way without the consent of the State of Victoria will constitute a breach of the Copyright Act 1968 (cth). The State of Victoria does not warrant the accuracy or completeness of the Property Sales Data and any person using or relying upon such information does so on the basis that the State of Victoria accepts no responsibility or liability whatsoever for any errors, faults, defects or omissions in the information supplied.