

JellisCraig

THOMASTOWN

Suburb Report

Know your neighbourhood.



THOMASTOWN SUBURB REPORT

Median House Price*

Median

\$745k

Quarterly Price Change

2.33% ↑

Median Unit Price*


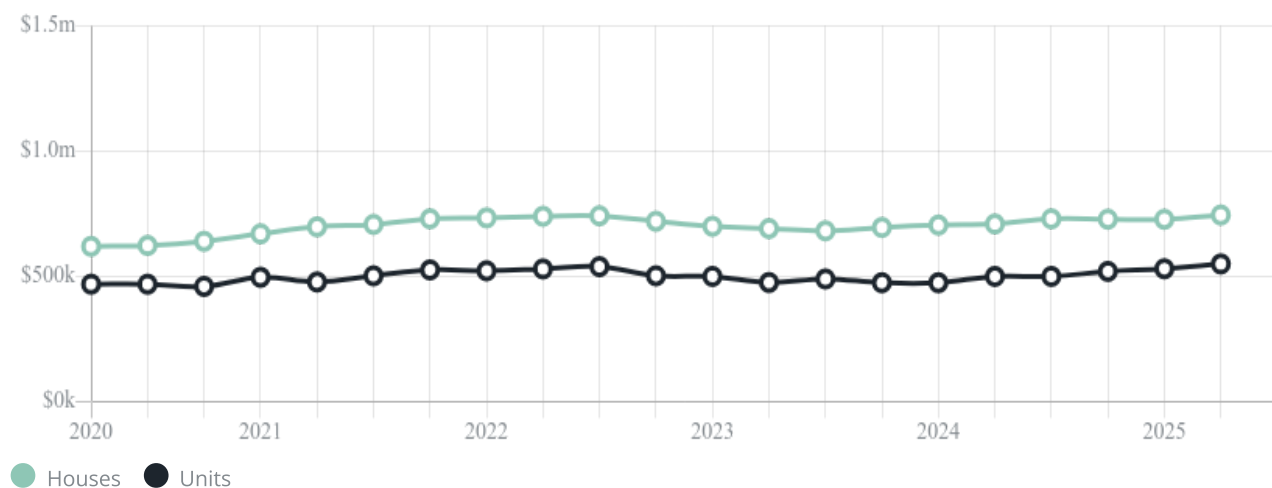
Median

\$550k

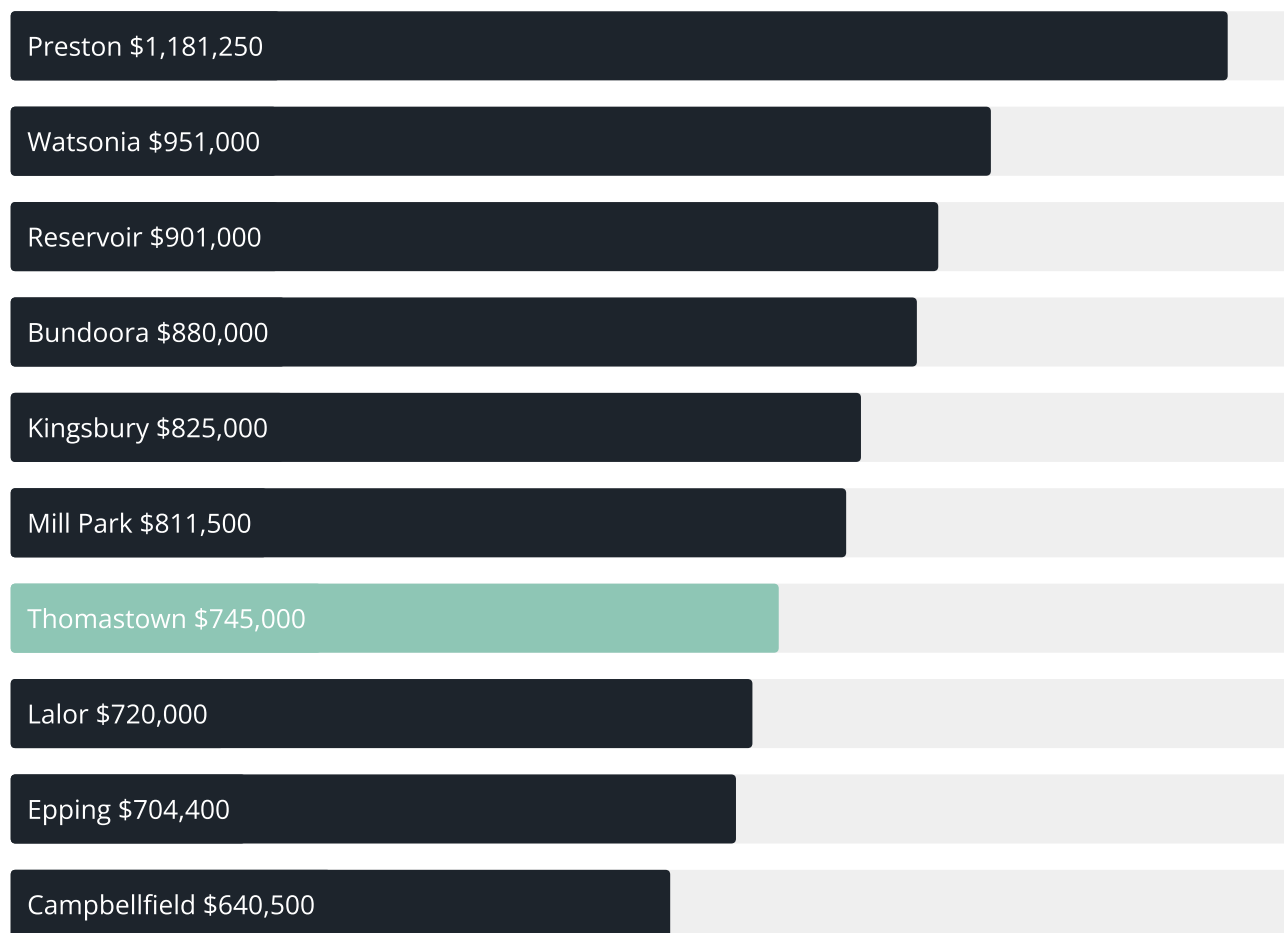
Quarterly Price Change

3.67% ↑

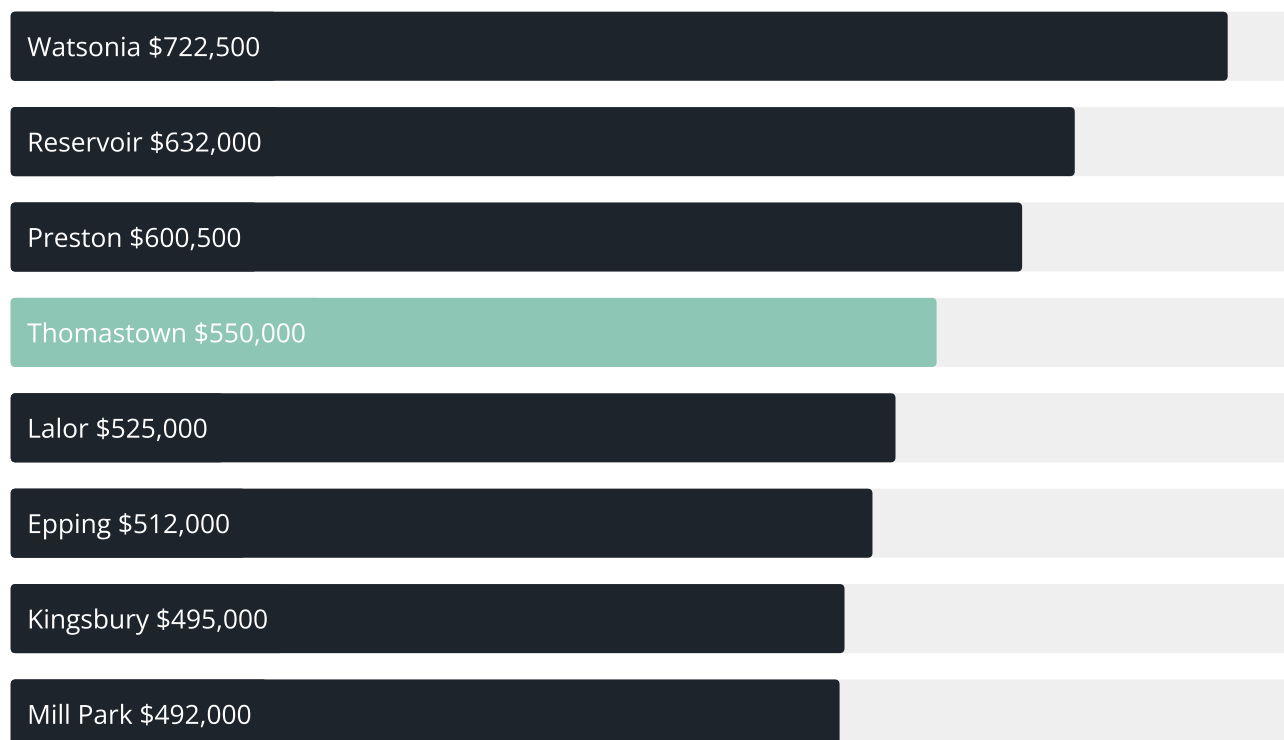
Quarterly Price Change*



Median House Sale Price*



Median Unit Sale Price*



THOMASTOWN SUBURB REPORT

Sale Method*



● Auction 75%
● Private 25%

Auction Clearance Rate*

95.31%

Median Days on Market^

29 days

Average Hold Period*

7.7 years

Dwelling Type^



● Houses 84% ● Units 16%

Ownership^



● Owned Outright 48% ● Mortgaged 28% ● Rented 24%

Population^

20,234

Median Asking Rent per week*

\$520

Population Growth^

-1.41%

Rental Yield*

3.58%

Median Age^











39 years

Median Household Size^











2.6 people

THOMASTOWN SUBURB REPORT











Discover a snapshot of the most recent results for this suburb, to view the full 12 months of sales history, please go to jellisraig.com.au/suburbinsights

Address	Bedrooms	Type	Price	Sold
 22 Juniper Cr Thomastown	3	House	\$845,000	28 Jul 2025
 2/1 Alexander Av Thomastown	2	Unit	\$580,000	26 Jul 2025
 7 Sheffield Ct Thomastown	4	House	\$809,000	26 Jul 2025
 64 Victoria Dr THOMASTOWN	3	House	\$777,500	26 Jul 2025
 71 Darebin Dr Thomastown	3	House	\$712,500	25 Jul 2025
 22 Michigan Tce Thomastown	3	House	\$721,000	23 Jul 2025
 1/44 Cedar St Thomastown	3	Townhouse	\$705,000	19 Jul 2025
 3/29 Alexander Av Thomastown	2	Unit	\$530,000	19 Jul 2025
 1/20 Alexander Av Thomastown	2	Unit	\$420,000	19 Jul 2025
 3/4 Ash St Thomastown	2	Unit	\$607,000	19 Jul 2025

THOMASTOWN SUBURB REPORT

Address	Bedrooms	Type	Price	Sold
 4 Heather Av Thomastown	3	House	\$725,000	12 Jul 2025
 87 Parklands Dr Thomastown	3	House	\$926,500	12 Jul 2025
 6/327 High St Thomastown	2	Unit	\$385,500	11 Jul 2025
 6 Kalorama Pl Thomastown	3	House	\$721,000	09 Jul 2025
 10 Delta Ct Thomastown	3	House	\$820,000	08 Jul 2025
 11/131 High St Thomastown	2	Unit	\$367,000	07 Jul 2025
 18 Regal Av Thomastown	3	House	\$636,000	05 Jul 2025
 21 Pine St Thomastown	3	House	\$815,000	05 Jul 2025
 13 Maryland Cl Thomastown	3	House	\$700,000	02 Jul 2025
 3/1 Alexander Av Thomastown	2	Unit	\$552,000	28 Jun 2025

THOMASTOWN SUBURB REPORT

Address	Bedrooms	Type	Price	Sold
 8 Maritana Cr Thomastown	3	House	\$830,000	28 Jun 2025
 2/38 Waratah St Thomastown	3	Unit	\$653,000	28 Jun 2025
 14 Tanjil Ct Thomastown	3	House	\$788,000	28 Jun 2025
 13 Miriam St Thomastown	3	House	\$735,000	28 Jun 2025
 60 Alexander Av Thomastown	4	House	\$916,000	28 Jun 2025
 2/14 Wattle St Thomastown	3	Townhouse	\$648,000	27 Jun 2025
 43 Pinewood Dr Thomastown	3	House	\$745,000	21 Jun 2025
 5/7 Pine St Thomastown	2	Townhouse	\$580,000	21 Jun 2025
 58 Heyington Av Thomastown	3	House	\$835,000	21 Jun 2025
 116 Edgars Rd Thomastown	3	House	\$750,000	21 Jun 2025



Northcote Office
427-431 High Street, Northcote
03 9403 9300

jellisraig.com.au

Data is current as of PDF generation date 01/08/2025

* Updated Quarterly for the past 12 months

^ Updated daily for the past quarter

~ Updated daily: 33 recent results.

This publication contains data, analytics, statistics and other information supplied by PROPERTYDATAONLINE PTY LTD (PropertyData). The data provided in this publication is of a general nature and should not be construed as specific advice or relied upon in lieu of appropriate professional advice.

PropertyData relies upon data supplied by third parties and while the data is checked and reviewed, PropertyData does not warrant the accuracy or completeness of the information to the full extent permitted by the law and excludes all loss or damage howsoever arising (including through negligence) in connection with the data supplied by PropertyData. The State of Victoria owns the copyright in the Property Sales Data and reproduction of that data in any way without the consent of the State of Victoria will constitute a breach of the Copyright Act 1968 (cth). The State of Victoria does not warrant the accuracy or completeness of the Property Sales Data and any person using or relying upon such information does so on the basis that the State of Victoria accepts no responsibility or liability whatsoever for any errors, faults, defects or omissions in the information supplied.