

## *Suburb Report*

Know your neighbourhood.



# Property Prices

## Median House Price\*

Median  
**\$728k**

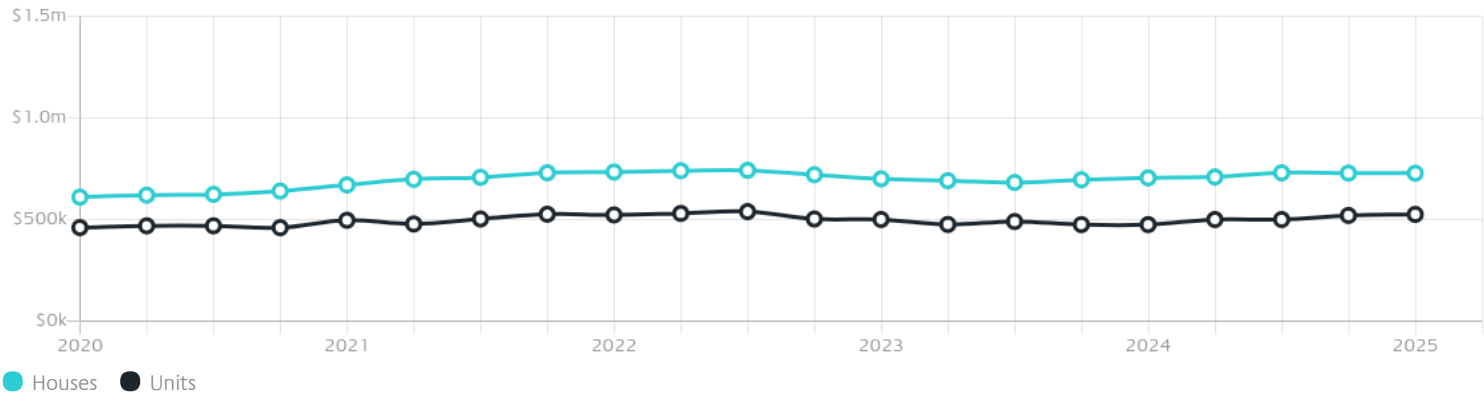
Quarterly Price Change  
**-0.06% ↓**

## Median Unit Price\*

Median  
**\$525k**

Quarterly Price Change  
**0.96% ↑**

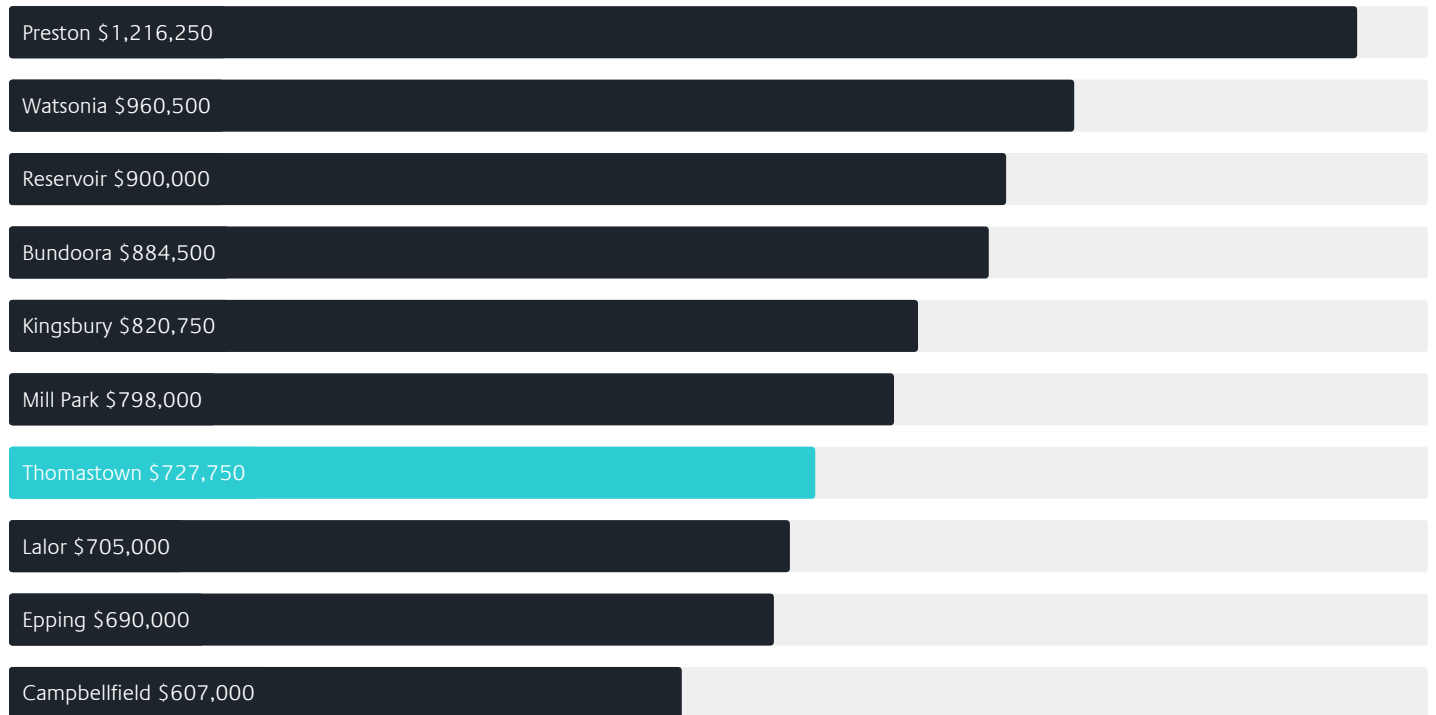
## Quarterly Price Change\*



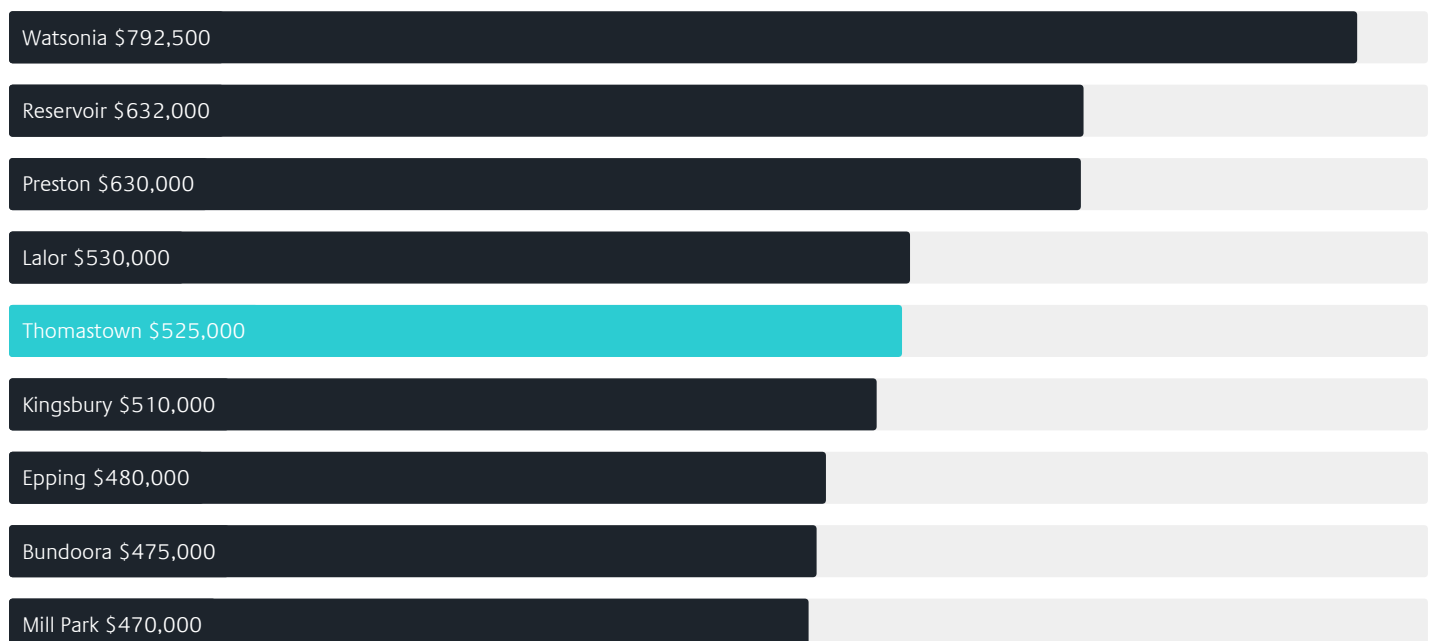
# Surrounding Suburbs

---

## Median House Sale Price\*



## Median Unit Sale Price\*



# Sales Snapshot

Sale Method\*



● Auction 76%  
● Private 24%

Auction Clearance Rate\*

93.1%

Median Days on Market^

29 days

Average Hold Period\*

7.7 years

# Insights

Dwelling Type^



● Houses 84% ● Units 16%

Ownership^



● Owned Outright 48% ● Mortgaged 28% ● Rented 24%

Population^

20,234

Median Asking Rent per week\*

\$520

Population Growth^

-1.41%

Rental Yield\*

3.58%

Median Age^













39 years

Median Household Size^













2.6 people

# Sold Properties~

Discover a snapshot of the most recent results for this suburb, to view the full 12 months of sales history, please go to [jellisicraig.com.au/suburbinsights](https://jellisicraig.com.au/suburbinsights)













Address	Bedrooms	Type	Price	Sold
 64 Queenscliff Rd Thomastown	3	House	\$811,000	31 May 2025
 19 Bridgewater Gr Thomastown	4	House	\$865,000	31 May 2025
 18 Victoria Dr Thomastown	3	House	\$780,500	31 May 2025
 29 Carrington Blvd Thomastown	3	House	\$740,000	30 May 2025
 3/76 Cedar St Thomastown	3	Unit	\$642,500	24 May 2025
 2 Nottingham Cr Thomastown	3	Townhouse	\$730,000	24 May 2025
 2/13 Lantana Av Thomastown	2	Townhouse	\$550,000	24 May 2025
 33 Main St Thomastown	3	House	\$756,000	24 May 2025
 6 Lilydale Ct Thomastown	4	House	\$702,000	24 May 2025
 7 Miriam St Thomastown	3	House	\$776,000	17 May 2025
 13 French St Thomastown	3	House	\$875,000	17 May 2025
 7 Karingal Way Thomastown	3	House	\$750,000	17 May 2025

# Sold Properties~

Address	Bedrooms	Type	Price	Sold
 1 /5 Newton St Thomastown	3	Unit	\$562,000	17 May 2025
 4 Wodonga Cr Thomastown	3	House	\$810,000	15 May 2025
 18 Darebin Dr THOMASTOWN	4	House	\$730,000	13 May 2025
 1 Heather Av Thomastown	3	House	\$750,500	12 May 2025
 1 /35 Darebin Dr Thomastown	3	House	\$565,000	10 May 2025
 23 Symon Cr Thomastown	3	House	\$725,000	10 May 2025
 3 Ziena Ct Thomastown	3	House	\$730,000	10 May 2025
 17 Talbot Av Thomastown	3	House	\$708,000	10 May 2025
 7 Graham Ct Thomastown	5	House	\$720,000	10 May 2025
 9 Everett Ct Thomastown	3	House	\$802,000	10 May 2025
 2/3 Poplar St Thomastown	2	Townhouse	\$480,000	09 May 2025
 140 The Boulevard Thomastown	5	House	\$855,000	09 May 2025



# Sold Properties~

Address	Bedrooms	Type	Price	Sold
 6 Howe Ct Thomastown	3	House	\$740,000	03 May 2025
 10 Currajong St Thomastown	3	House	\$869,000	03 May 2025
 9 Sherwood Dr Thomastown	3	House	\$696,500	03 May 2025
 3/56 Heyington Av Thomastown	2	Unit	\$440,000	03 May 2025
 31 Cedar St Thomastown	2	House	\$607,000	03 May 2025
 14 Delta Ct Thomastown	3	House	\$770,000	03 May 2025
 80 Spring St Thomastown	3	House	\$785,000	30 Apr 2025
 2 Ainwick Cr Thomastown	3	House	\$752,500	30 Apr 2025
 1/38 Spring St Thomastown	2	Unit	\$342,000	29 Apr 2025
 207 The Boulevard Thomastown	3	House	\$630,000	26 Apr 2025
 12 Kemp Av Thomastown	3	House	\$787,000	26 Apr 2025
 13 Gunsynd Cl Thomastown	3	House	\$755,000	26 Apr 2025



Northcote Office  
427-431 High Street, Northcote  
03 9403 9300

[jelliscraig.com.au](http://jelliscraig.com.au)

Data is current as of PDF generation date 01/06/2025

\* Updated Quarterly for the past 12 months

^ Updated daily for the past quarter

~ Updated daily: 33 recent results.

This publication contains data, analytics, statistics and other information supplied by PROPERTYDATAONLINE PTY LTD (PropertyData). The data provided in this publication is of a general nature and should not be construed as specific advice or relied upon in lieu of appropriate professional advice.

PropertyData relies upon data supplied by third parties and while the data is checked and reviewed, PropertyData does not warrant the accuracy or completeness of the information to the full extent permitted by the law and excludes all loss or damage howsoever arising (including through negligence) in connection with the data supplied by PropertyData. The State of Victoria owns the copyright in the Property Sales Data and reproduction of that data in any way without the consent of the State of Victoria will constitute a breach of the Copyright Act 1968 (cth). The State of Victoria does not warrant the accuracy or completeness of the Property Sales Data and any person using or relying upon such information does so on the basis that the State of Victoria accepts no responsibility or liability whatsoever for any errors, faults, defects or omissions in the information supplied.