

Suburb Report

Know your neighbourhood.



Property Prices

Median House Price*

Median
\$728k

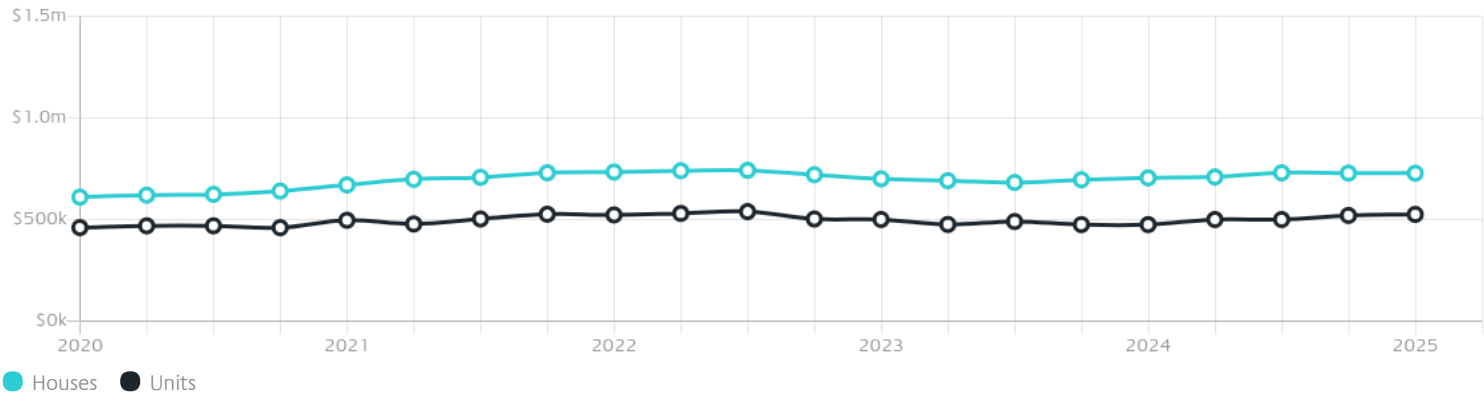
Quarterly Price Change
-0.06% ↓

Median Unit Price*

Median
\$525k

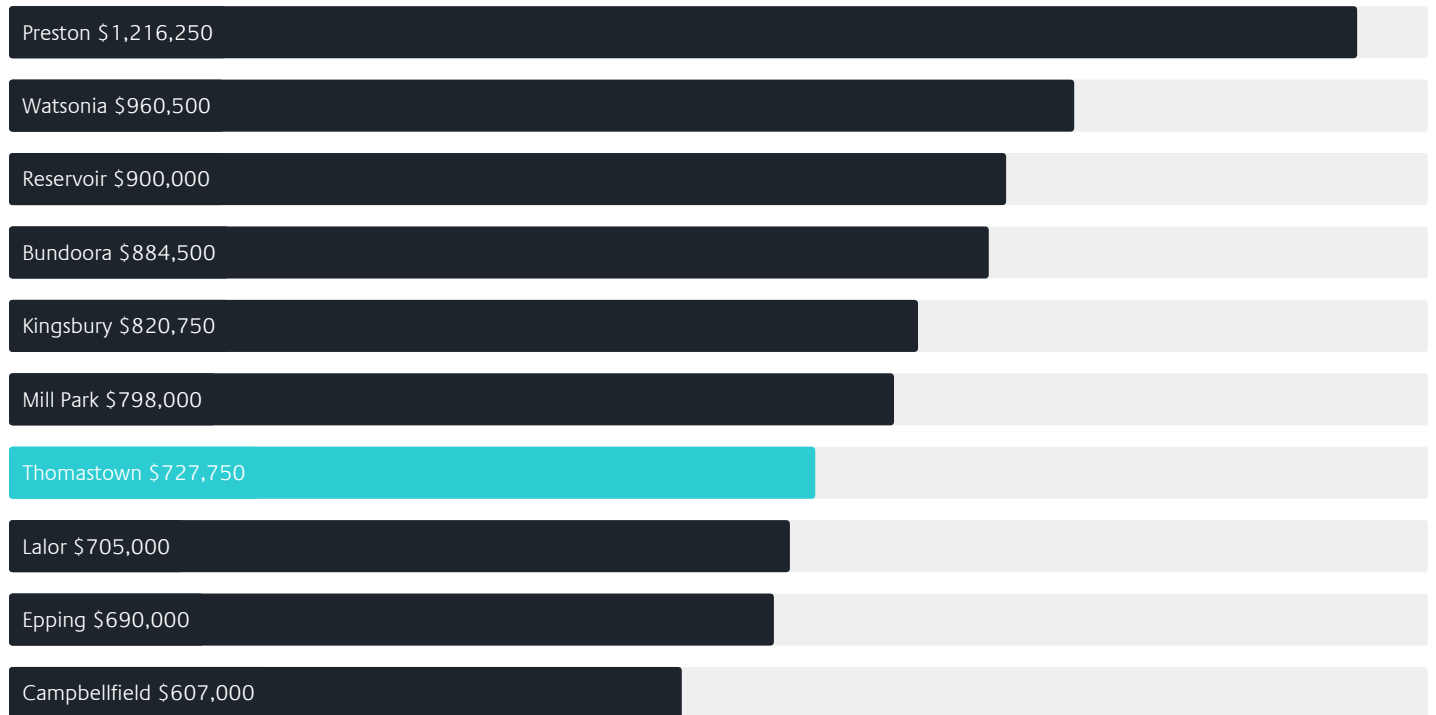
Quarterly Price Change
0.96% ↑

Quarterly Price Change*

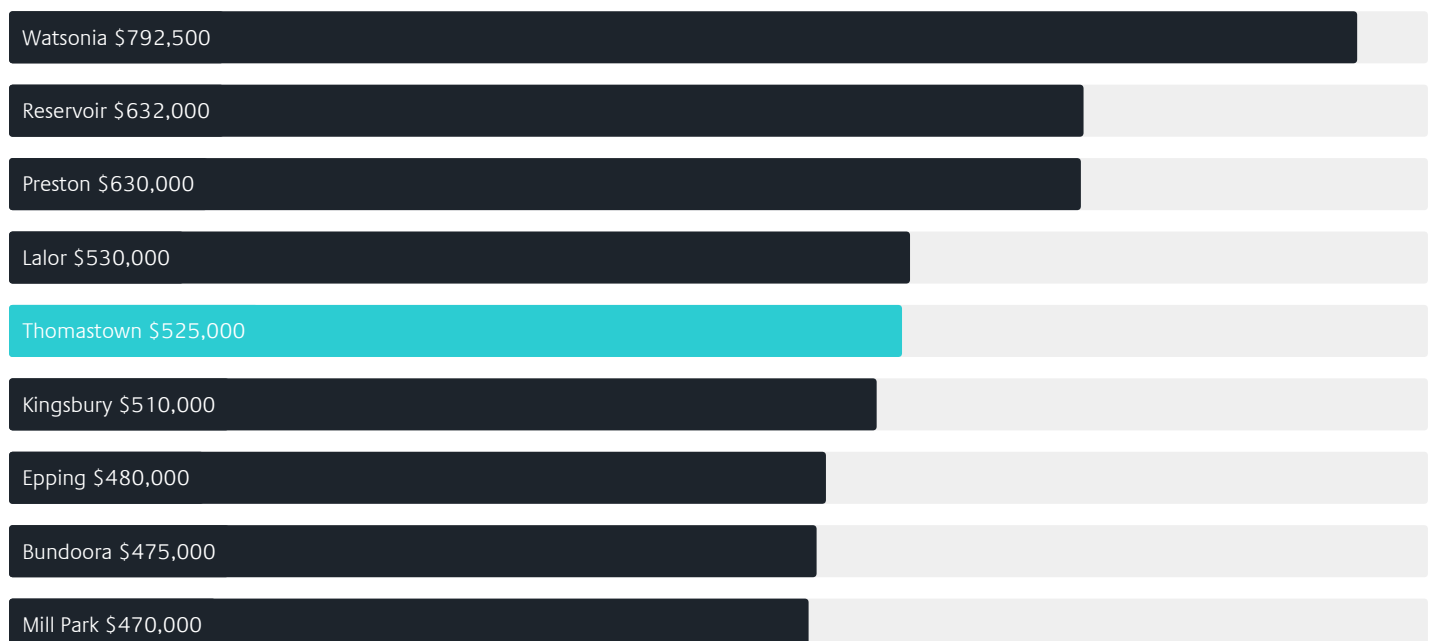


Surrounding Suburbs

Median House Sale Price*



Median Unit Sale Price*



Sales Snapshot

Sale Method*



● Auction 80%
● Private 20%

Auction Clearance Rate*

91.14%

Median Days on Market^

29 days

Average Hold Period*

7.7 years

Insights

Dwelling Type^



● Houses 84% ● Units 16%

Ownership^



● Owned Outright 48% ● Mortgaged 28% ● Rented 24%

Population^

20,234

Median Asking Rent per week*

\$520

Population Growth^

-1.41%

Rental Yield*

3.58%

Median Age^













39 years

Median Household Size^













2.6 people

Sold Properties~













Discover a snapshot of the most recent results for this suburb, to view the full 12 months of sales history, please go to jellisraig.com.au/suburbinsights

Address	Bedrooms	Type	Price	Sold
 2 Ainwick Cr Thomastown	3	House	\$752,500	30 Apr 2025
 1/38 Spring St Thomastown	2	Unit	\$342,000	29 Apr 2025
 207 The Boulevard Thomastown	3	House	\$630,000	26 Apr 2025
 12 Kemp Av Thomastown	3	House	\$787,000	26 Apr 2025
 26 Quandong St Thomastown	3	House	\$886,500	26 Apr 2025
 13 Gunsynd Cl Thomastown	3	House	\$755,000	26 Apr 2025
 2/4 Frederick St Thomastown	3	Unit	\$570,000	23 Apr 2025
 20 Tilbury St THOMASTOWN	3	House	\$755,000	12 Apr 2025
 4 Endeavour Av Thomastown	3	House	\$952,000	12 Apr 2025
 11 Myrtle St Thomastown	3	House	\$860,000	12 Apr 2025
 9 Cipora Pl Thomastown	3	House	\$730,000	12 Apr 2025
 16 Ostia Ct Thomastown	3	House	\$888,888	12 Apr 2025

Sold Properties~

Address	Bedrooms	Type	Price	Sold
 4 Mckinnon St Thomastown	3	House	\$825,000	12 Apr 2025
 46 Alvarado Av Thomastown	3	House	\$741,000	12 Apr 2025
 1 / 11 Pine St Thomastown	3	House	\$560,000	12 Apr 2025
 18 Madera Dr Thomastown	3	House	\$760,000	12 Apr 2025
 134 Victoria Dr Thomastown	3	House	\$976,500	12 Apr 2025
 2 / 15 Travers St Thomastown	3	Townhouse	\$740,000	12 Apr 2025
 24 Robinvale Av Thomastown	4	House	\$790,000	10 Apr 2025
 191 Victoria Dr Thomastown	3	House	\$701,000	05 Apr 2025
 2 / 7 Poplar St Thomastown	2	Unit	\$561,000	05 Apr 2025
 9 Greenstone Ct Thomastown	5	House	\$925,000	05 Apr 2025
 13 Melaleuca Dr Thomastown	3	House	\$706,000	05 Apr 2025
 15 Currajong St Thomastown	3	House	\$911,000	05 Apr 2025

Sold Properties~

Address	Bedrooms	Type	Price	Sold
 32 Currajong St Thomastown	3	House	\$420,000	02 Apr 2025
 5 Michelle Cl Thomastown	3	House	\$758,000	29 Mar 2025
 32 Darebin Dr Thomastown	3	House	\$708,000	29 Mar 2025
 15 Mulga St Thomastown	4	House	\$1,034,000	29 Mar 2025
 1/11 Central Av Thomastown	2	Townhouse	\$510,000	29 Mar 2025
 19 Larch St Thomastown	4	House	\$665,000	29 Mar 2025
 12 Larch St Thomastown	4	House	\$890,000	29 Mar 2025
 95 Bickley Av Thomastown	3	House	\$732,000	28 Mar 2025
 14 Lansell Ct Thomastown	3	House	\$650,000	27 Mar 2025
 70 Victoria Dr Thomastown	3	House	\$820,000	25 Mar 2025
 54a Cedar St Thomastown	2	Unit	\$554,000	22 Mar 2025
 5/131 High St Thomastown	2	Unit	\$381,000	22 Mar 2025



Northcote Office
427-431 High Street, Northcote
03 9403 9300

jelliscraig.com.au

Data is current as of PDF generation date 01/05/2025

* Updated Quarterly for the past 12 months

^ Updated daily for the past quarter

~ Updated daily: 33 recent results.

This publication contains data, analytics, statistics and other information supplied by PROPERTYDATAONLINE PTY LTD (PropertyData). The data provided in this publication is of a general nature and should not be construed as specific advice or relied upon in lieu of appropriate professional advice.

PropertyData relies upon data supplied by third parties and while the data is checked and reviewed, PropertyData does not warrant the accuracy or completeness of the information to the full extent permitted by the law and excludes all loss or damage howsoever arising (including through negligence) in connection with the data supplied by PropertyData. The State of Victoria owns the copyright in the Property Sales Data and reproduction of that data in any way without the consent of the State of Victoria will constitute a breach of the Copyright Act 1968 (cth). The State of Victoria does not warrant the accuracy or completeness of the Property Sales Data and any person using or relying upon such information does so on the basis that the State of Victoria accepts no responsibility or liability whatsoever for any errors, faults, defects or omissions in the information supplied.