

JellisCraig

THOMASTOWN

Suburb Report

Know your neighbourhood.



THOMASTOWN SUBURB REPORT

Median House Price*

Median

\$745k

Quarterly Price Change

2.33% ↑

Median Unit Price*

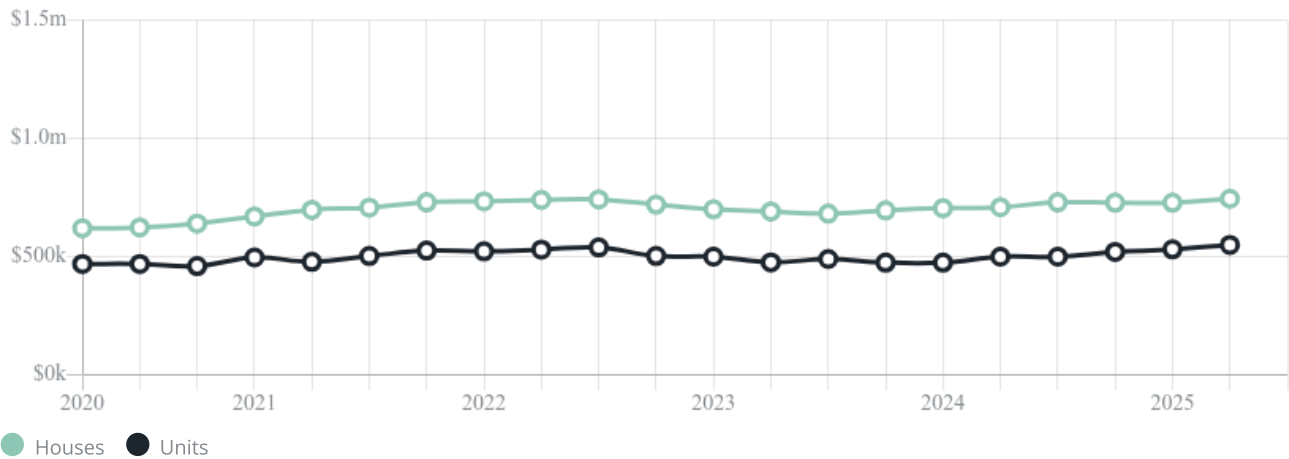
Median

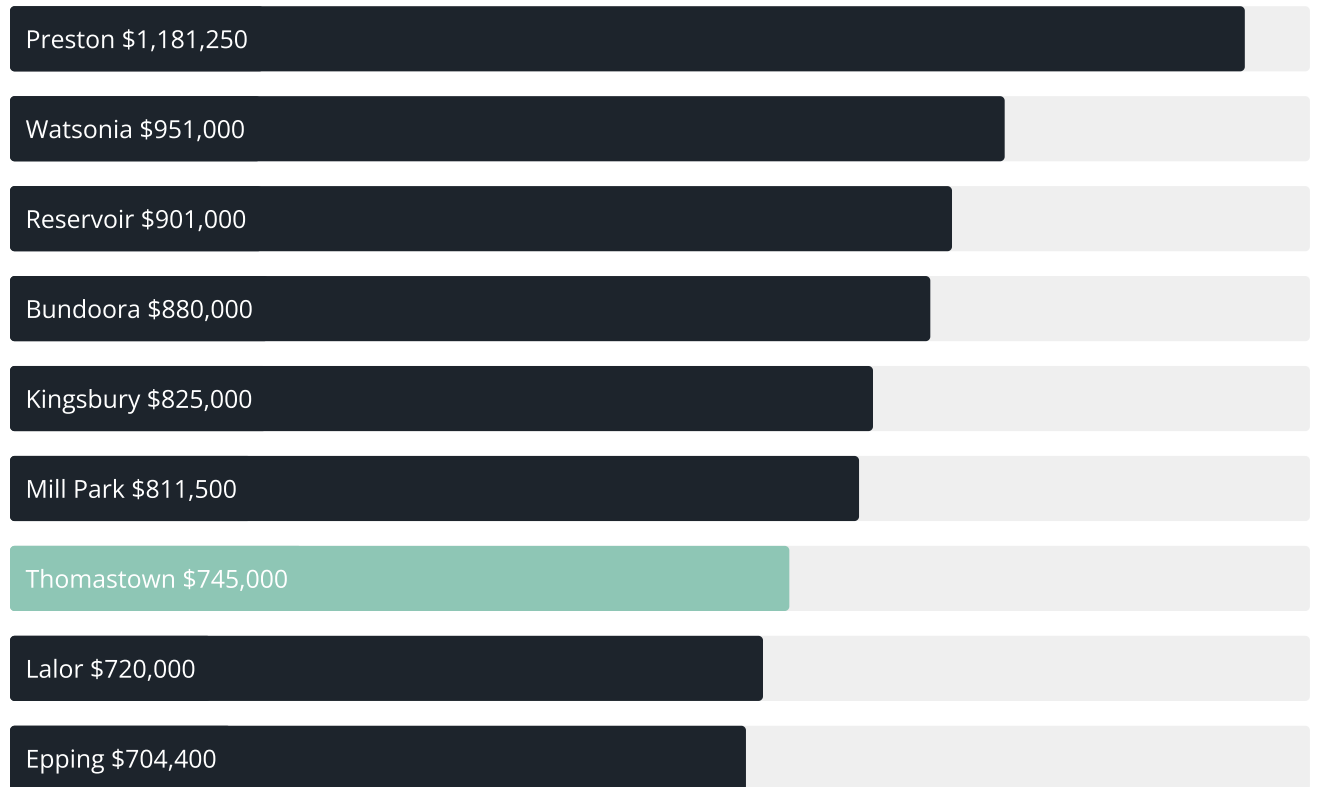
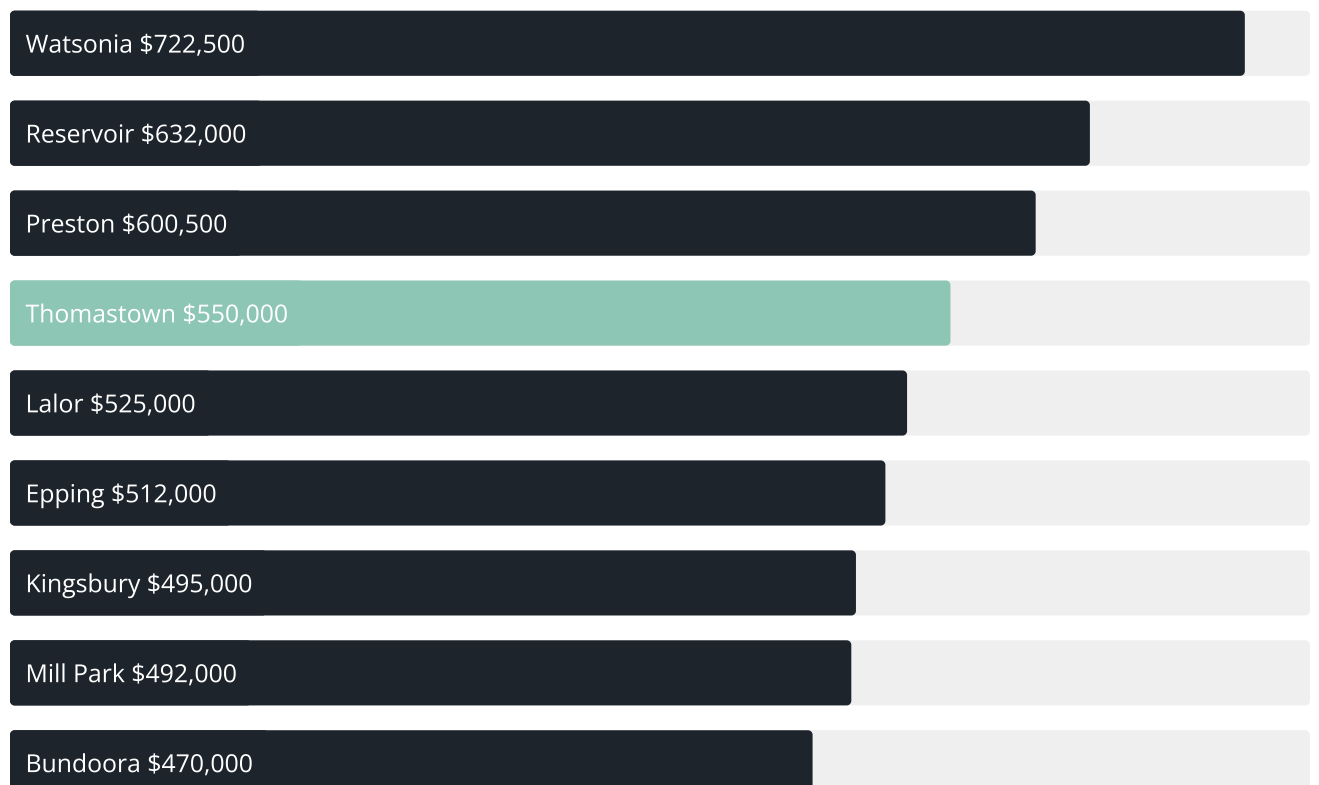
\$550k

Quarterly Price Change

3.67% ↑

Quarterly Price Change*



Median House Sale Price^{*}Median Unit Sale Price^{*}

THOMASTOWN SUBURB REPORT

Sale Method*



● Auction 74%
● Private 26%

Auction Clearance Rate*

98.25%

Median Days on Market^

28 days

Average Hold Period*

7.7 years

Dwelling Type^



● Houses 84% ● Units 16%

Ownership^



● Owned Outright 48% ● Mortgaged 28% ● Rented 24%

Population^

20,234

Median Asking Rent per week*

\$520

Population Growth^

-1.41%

Rental Yield*

3.58%

Median Age^











39 years

Median Household Size^











2.6 people

THOMASTOWN SUBURB REPORT











Discover a snapshot of the most recent results for this suburb, to view the full 12 months of sales history, please go to jellisraig.com.au/suburbinsights

Address	Bedrooms	Type	Price	Sold
 7 Banksia Av Thomastown	3	House	\$680,000	30 Aug 2025
 1 Riviera Ct Thomastown	4	House	\$850,000	30 Aug 2025
 2 Stanley Ct Thomastown	3	House	\$660,000	30 Aug 2025
 36 Central Av Thomastown	3	House	\$915,000	23 Aug 2025
 34 Bickley Av Thomastown	3	House	\$795,000	23 Aug 2025
 2/1 Larch St Thomastown	2	Unit	\$611,000	23 Aug 2025
 5 Wilgah St Thomastown	3	House	\$935,000	23 Aug 2025
 7 Michelle Cl THOMASTOWN	3	House	\$897,000	23 Aug 2025
 2/27 Cedar St Thomastown	3	Unit	\$675,000	23 Aug 2025
 4 Stonehaven Dr Thomastown	3	House	\$740,000	16 Aug 2025

THOMASTOWN SUBURB REPORT

Address	Bedrooms	Type	Price	Sold
 2 Barry Rd Thomastown	3	House	\$720,000	16 Aug 2025
 33 Caroline St Thomastown	3	House	\$853,000	16 Aug 2025
 1/21 Travers St Thomastown	3	Unit	\$626,000	16 Aug 2025
 12 Murchison Way Thomastown	3	House	\$760,000	11 Aug 2025
 1/1 Pine St Thomastown	3	Unit	\$638,000	09 Aug 2025
 1/24 Poplar St Thomastown	3	Unit	\$632,500	09 Aug 2025
 1/54 Heyington Av Thomastown	2	Villa	\$506,000	09 Aug 2025
 5 Lara Cl Thomastown	3	House	\$790,000	09 Aug 2025
 6 Noel Ct Thomastown	3	House	\$795,500	09 Aug 2025
 77 Barry Rd Thomastown	4	House	\$830,000	05 Aug 2025

THOMASTOWN SUBURB REPORT

Address	Bedrooms	Type	Price	Sold
 1/26 Larch St Thomastown	2	Unit	\$642,000	02 Aug 2025
 46 Lincoln Dr Thomastown	3	House	\$817,100	02 Aug 2025
 13 Newton St Thomastown	3	House	\$880,000	02 Aug 2025
 17 Woodleigh St Thomastown	5	House	\$1,080,000	28 Jul 2025
 2/1 Alexander Av Thomastown	2	Unit	\$580,000	26 Jul 2025
 7 Sheffield Ct Thomastown	4	House	\$809,000	26 Jul 2025
 203 The Boulevard Thomastown	3	House	\$660,000	26 Jul 2025
 64 Victoria Dr THOMASTOWN	3	House	\$777,500	26 Jul 2025
 71 Darebin Dr Thomastown	3	House	\$712,500	25 Jul 2025
 201 The Boulevard Thomastown	3	House	\$680,000	25 Jul 2025



Northcote Office
427-431 High Street, Northcote
03 9403 9300

jellisraig.com.au

Data is current as of PDF generation date 01/09/2025

* Updated Quarterly for the past 12 months

^ Updated daily for the past quarter

~ Updated daily: 33 recent results.

This publication contains data, analytics, statistics and other information supplied by PROPERTYDATAONLINE PTY LTD (PropertyData). The data provided in this publication is of a general nature and should not be construed as specific advice or relied upon in lieu of appropriate professional advice.

PropertyData relies upon data supplied by third parties and while the data is checked and reviewed, PropertyData does not warrant the accuracy or completeness of the information to the full extent permitted by the law and excludes all loss or damage howsoever arising (including through negligence) in connection with the data supplied by PropertyData. The State of Victoria owns the copyright in the Property Sales Data and reproduction of that data in any way without the consent of the State of Victoria will constitute a breach of the Copyright Act 1968 (cth). The State of Victoria does not warrant the accuracy or completeness of the Property Sales Data and any person using or relying upon such information does so on the basis that the State of Victoria accepts no responsibility or liability whatsoever for any errors, faults, defects or omissions in the information supplied.