

# *Suburb* **INSIGHTS**

3071  
THORNBURY



Data that shapes your suburb.

**Jellis  
Craig**

# Property Prices

## Median House Price\*

Median

**\$1.45m**

Quarterly Price Change

**0.69% ↑**

## Median Unit Price\*

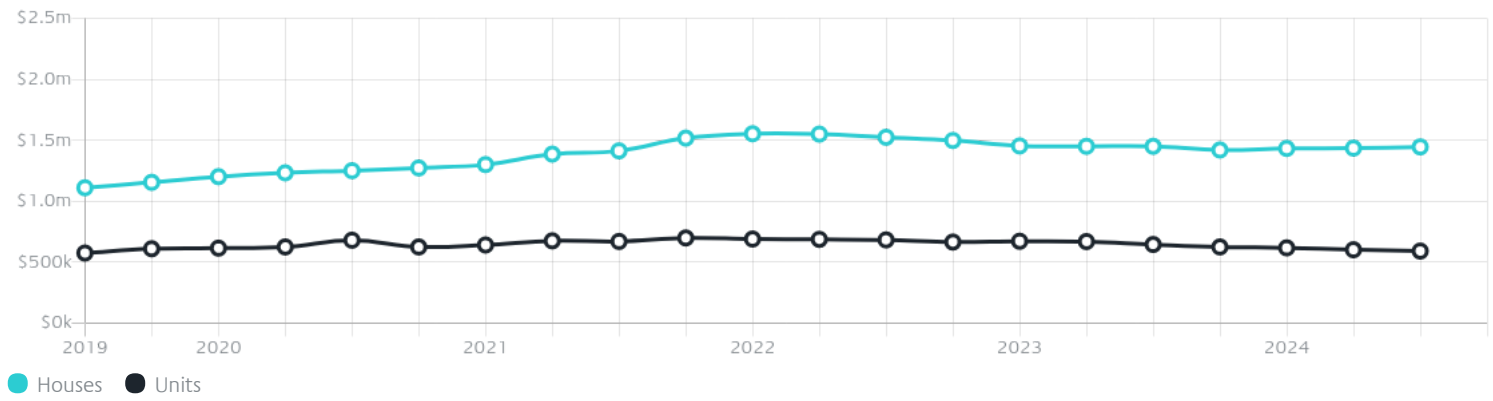
Median

**\$591k**

Quarterly Price Change

**-1.82% ↓**

## Quarterly Price Change\*



# Surrounding Suburbs

---

## Median House Sale Price\*



## Median Unit Sale Price\*



# Sales Snapshot

## Sale Method<sup>\*</sup>



● Auction 69%  
● Private 31%

## Auction Clearance Rate<sup>\*</sup>

75.95%

## Median Days on Market<sup>^</sup>

24 days

## Average Hold Period<sup>\*</sup>

6.5 years

# Insights

## Dwelling Type<sup>^</sup>



● Houses 51% ● Units 49%

## Ownership<sup>^</sup>



● Owned Outright 29% ● Mortgaged 31% ● Rented 39%

## Population<sup>^</sup>

19,005

## Median Asking Rent per week<sup>\*</sup>

\$750

## Population Growth<sup>^</sup>

2.35%

## Rental Yield<sup>\*</sup>

2.71%

## Median Age<sup>^</sup>













37 years

## Median Household Size<sup>^</sup>













2.3 people

# Sold Properties~














Discover a snapshot of the most recent results for this suburb, to view the full 12 months of sales history, please go to [jellisraig.com.au/suburbinsights](https://jellisraig.com.au/suburbinsights)

Address	Bedrooms	Type	Price	Sold
 52 Mansfield St Thornbury	2	House	\$955,000	30 Nov 2024
 1/35 Rossmoyne St Thornbury	2	Villa	\$891,000	30 Nov 2024
 98 Shaftesbury Pde Thornbury	3	House	\$1,592,500	30 Nov 2024
 123 Rennie St Thornbury	3	House	\$1,301,000	27 Nov 2024
 11/14 Ballantyne St Thornbury	1	Unit	\$365,000	22 Nov 2024
 10/2 Dundas St Thornbury	2	Apartment	\$527,000	22 Nov 2024
 2/2 Smith St Thornbury	2	Villa	\$700,000	20 Nov 2024
 22/337 Station St Thornbury	1	Apartment	\$470,000	20 Nov 2024
 3/66 Collins St Thornbury	2	Unit	\$800,000	18 Nov 2024
 25 Bradley Av Thornbury	3	House	\$1,180,000	16 Nov 2024
 11/17 Kemp St Thornbury	1	Apartment	\$406,000	15 Nov 2024
 52 Fyffe St Thornbury	3	House	\$1,290,000	14 Nov 2024

# Sold Properties~

Address	Bedrooms	Type	Price	Sold
 322 Gillies St Thornbury	5	House	\$2,400,000	12 Nov 2024
 25 Hobson St Thornbury	2	House	\$1,020,000	09 Nov 2024
 6/9 Kemp St Thornbury	1	Apartment	\$370,000	07 Nov 2024
 85/337 Station St THORBURY	2	Apartment	\$600,000	07 Nov 2024
 155a Gooch St Thornbury	4	House	\$1,950,000	06 Nov 2024
 39 Newman St Thornbury	2	House	\$1,160,000	06 Nov 2024
 5/337 Station St Thornbury	2	Unit	\$680,000	05 Nov 2024
 2/40 Woolton Av Thornbury	1	Apartment	\$376,000	01 Nov 2024
 6/133 Smith St Thornbury	1	Apartment	\$345,000	31 Oct 2024
 6/30 Kemp St Thornbury	2	Unit	\$540,000	29 Oct 2024
 76 Raleigh St Thornbury	3	House	\$1,461,000	26 Oct 2024
 25a Lewis St Thornbury	3	Townhouse	\$1,230,000	26 Oct 2024

# Sold Properties~

Address	Bedrooms	Type	Price	Sold
 23 Kemp St Thornbury	4	House	\$1,950,000	26 Oct 2024
 35 Keon St Thornbury	3	House	\$1,750,000	26 Oct 2024
 98 Raleigh St Thornbury	4	House	\$1,850,000	26 Oct 2024
 2/442 St Georges Rd Thornbury	3	Townhouse	\$1,060,000	25 Oct 2024
 2/76 Speight St Thornbury	2	Townhouse	\$870,000	25 Oct 2024
 2/21-23 Martin St Thornbury	2	Unit	\$600,000	23 Oct 2024
 29 Kelvin Gr Thornbury	3	House	\$1,715,000	22 Oct 2024
 <b>Sold</b> 9/350 Gooch St Thornbury	3	Townhouse	\$883,500	22 Oct 2024
  53 Rossmoyne St Thornbury	2	House	\$1,310,000	22 Oct 2024
 116 Rennie St Thornbury	3	House	\$2,231,000	19 Oct 2024
 5/37 Martin St Thornbury	2	Unit	\$567,000	19 Oct 2024
 338 Gillies St Thornbury	4	House	\$2,896,000	19 Oct 2024



Northcote Office  
427-431 High Street, Northcote  
03 9403 9300

[jelliscraig.com.au](http://jelliscraig.com.au)

Data is current as of PDF generation date 01/12/2024

\* Updated Quarterly for the past 12 months

^ Updated daily for the past quarter

~ Updated daily: 33 recent results.

This publication contains data, analytics, statistics and other information supplied by PROPERTYDATAONLINE PTY LTD (PropertyData). The data provided in this publication is of a general nature and should not be construed as specific advice or relied upon in lieu of appropriate professional advice.

PropertyData relies upon data supplied by third parties and while the data is checked and reviewed, PropertyData does not warrant the accuracy or completeness of the information to the full extent permitted by the law and excludes all loss or damage howsoever arising (including through negligence) in connection with the data supplied by PropertyData. The State of Victoria owns the copyright in the Property Sales Data and reproduction of that data in any way without the consent of the State of Victoria will constitute a breach of the Copyright Act 1968 (cth). The State of Victoria does not warrant the accuracy or completeness of the Property Sales Data and any person using or relying upon such information does so on the basis that the State of Victoria accepts no responsibility or liability whatsoever for any errors, faults, defects or omissions in the information supplied.