

Suburb **INSIGHTS**

3043
TULLAMARINE



Data that shapes your suburb.

**Jellis
Craig**

Property Prices

Median House Price*

Median

\$720k

Quarterly Price Change

0.00% ↓

Median Unit Price*

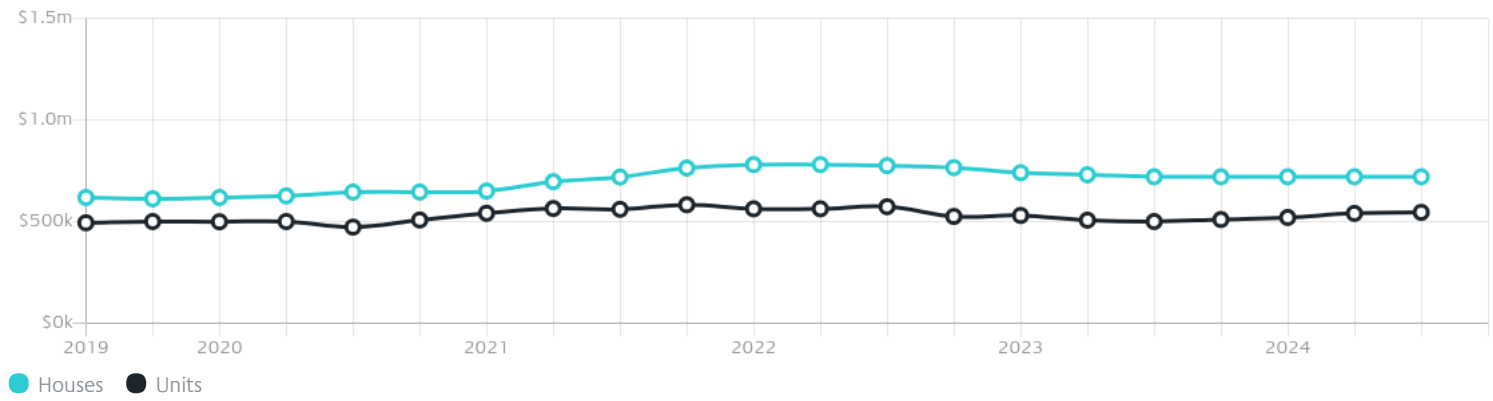
Median

\$545k

Quarterly Price Change

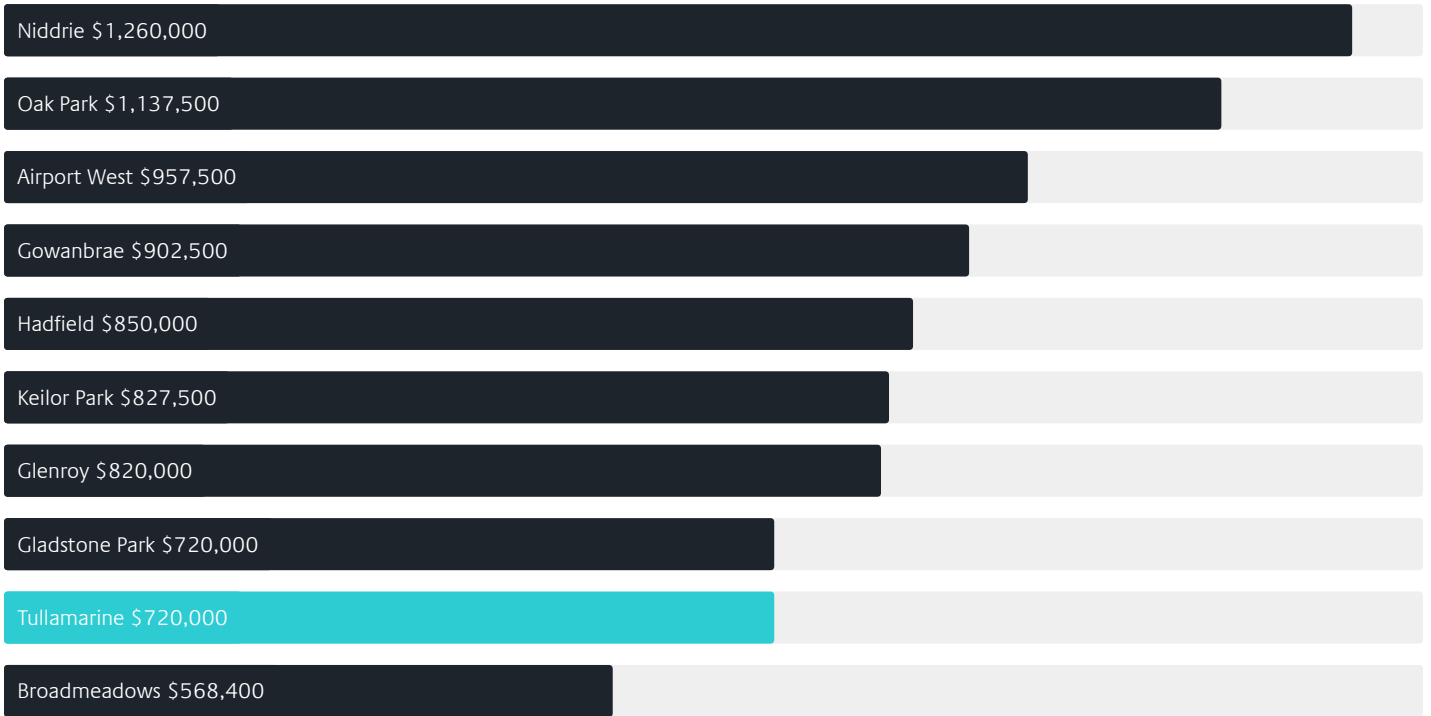
0.92% ↑

Quarterly Price Change*




Surrounding Suburbs

Median House Sale Price*



Median Unit Sale Price*



Sales Snapshot

Sale Method^{*}



● Auction 74%
● Private 26%

Auction Clearance Rate^{*}

86.49%

Median Days on Market[^]

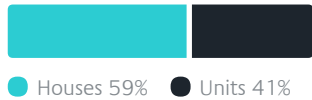
26 days

Average Hold Period^{*}

7.6 years

Insights

Dwelling Type[^]



● Houses 59% ● Units 41%

Ownership[^]



● Owned Outright 35% ● Mortgaged 34% ● Rented 31%

Population[^]

6,733

Median Asking Rent per week^{*}

\$525

Population Growth[^]

1.94%

Rental Yield^{*}

3.8%

Median Age[^]













39 years

Median Household Size[^]













2.3 people

Sold Properties~













Discover a snapshot of the most recent results for this suburb, to view the full 12 months of sales history, please go to jellisraig.com.au/suburbinsights

Address	Bedrooms	Type	Price	Sold
 19b Janus St Tullamarine	3	Unit	\$540,000	30 Nov 2024
 13 Churchill Av Tullamarine	4	House	\$914,000	30 Nov 2024
 7/6 Strathconnon Sq Tullamarine	2	House	\$536,000	27 Nov 2024
 30 Catherine Av Tullamarine	3	House	\$645,000	23 Nov 2024
 4/23 Eumarella St Tullamarine	1	Unit	\$428,500	23 Nov 2024
 63 Churchill Av Tullamarine	4	House	\$802,000	23 Nov 2024
 38 Catherine Av Tullamarine	3	House	\$750,000	20 Nov 2024
 4/43 Banksia Gr Tullamarine	3	Townhouse	\$577,500	18 Nov 2024
 1/28 Broadmeadows Rd TULLAMARINE	3	House	\$600,000	16 Nov 2024
 32 Tadstan Dr Tullamarine	3	House	\$645,000	16 Nov 2024
 15/112a Mickleham Rd Tullamarine	2	Unit	\$480,000	14 Nov 2024
 4/306-308 Melrose Dr Tullamarine	3	Unit	\$530,000	11 Nov 2024

Sold Properties~

Address	Bedrooms	Type	Price	Sold
 15 Stradishall Way Tullamarine	3	House	\$750,000	09 Nov 2024
 8 Marmal Ct Tullamarine	3	House	\$825,000	07 Nov 2024
 3/117 Melrose Dr Tullamarine	3	Unit	\$540,000	06 Nov 2024
 1/27 Gordon St Tullamarine	2	Townhouse	\$550,000	04 Nov 2024
 6/200 Melrose Dr Tullamarine	2	Apartment	\$355,000	01 Nov 2024
 1/9 Birch Av Tullamarine	2	Townhouse	\$626,000	29 Oct 2024
 1/62 Broadmeadows Rd Tullamarine	3	House	\$588,000	26 Oct 2024
 106 Dawson St Tullamarine	3	House	\$805,000	26 Oct 2024
 10A Warwick Pl Tullamarine	2	Unit	\$560,000	26 Oct 2024
 30 Churchill Av Tullamarine	3	House	\$730,000	23 Oct 2024
 3a Henderson Rd Tullamarine	3	Townhouse	\$730,000	22 Oct 2024
 27/1 Millar Rd Tullamarine	2	Villa	\$560,000	17 Oct 2024

Sold Properties~

Address	Bedrooms	Type	Price	Sold
 96 Mickleham Rd Tullamarine	4	House	\$775,000	16 Oct 2024
 15 Tadstan Dr Tullamarine	3	House	\$710,000	12 Oct 2024
 1 / 14 Gordon St TULLAMARINE	3	Townhouse	\$691,000	12 Oct 2024
 4 / 250 Melrose Dr Tullamarine	2	Unit	\$469,000	08 Oct 2024
 25 Tangemere Av Tullamarine	3	House	\$935,000	04 Oct 2024
 2 / 20 Broadmeadows Rd Tullamarine	2	Unit	\$500,000	25 Sep 2024
 10 Marmal Ct Tullamarine	3	House	\$900,000	25 Sep 2024
 39 Eumarella St Tullamarine	3	House	\$810,000	21 Sep 2024
 14 Theresa St Tullamarine	3	House	\$660,000	10 Sep 2024
 4 / 1 Sycamore Av Tullamarine	3	Unit	\$608,000	10 Sep 2024
 5 / 52-54 Waratah Av Tullamarine	2	Unit	\$562,000	07 Sep 2024
 90 Dawson St Tullamarine	3	House	\$728,000	07 Sep 2024



Brunswick Office
179 Sydney Rd, Brunswick
03 9387 5888

jelliscraig.com.au

Data is current as of PDF generation date 01/12/2024

* Updated Quarterly for the past 12 months

^ Updated daily for the past quarter

~ Updated daily: 33 recent results.

This publication contains data, analytics, statistics and other information supplied by PROPERTYDATAONLINE PTY LTD (PropertyData). The data provided in this publication is of a general nature and should not be construed as specific advice or relied upon in lieu of appropriate professional advice.

PropertyData relies upon data supplied by third parties and while the data is checked and reviewed, PropertyData does not warrant the accuracy or completeness of the information to the full extent permitted by the law and excludes all loss or damage howsoever arising (including through negligence) in connection with the data supplied by PropertyData. The State of Victoria owns the copyright in the Property Sales Data and reproduction of that data in any way without the consent of the State of Victoria will constitute a breach of the Copyright Act 1968 (cth). The State of Victoria does not warrant the accuracy or completeness of the Property Sales Data and any person using or relying upon such information does so on the basis that the State of Victoria accepts no responsibility or liability whatsoever for any errors, faults, defects or omissions in the information supplied.