

# *Suburb* **INSIGHTS**

3133  
VERMONT



Data that shapes your suburb.

**Jellis  
Craig**

# Property Prices

## Median House Price\*

Median

**\$1.25m**

Quarterly Price Change

**-2.68% ↓**

## Median Unit Price\*

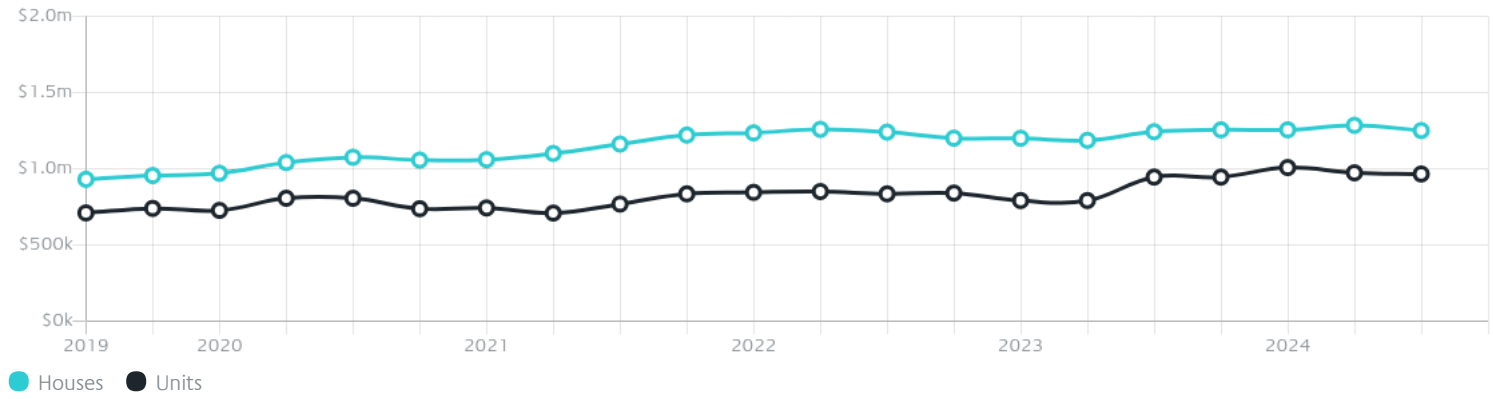
Median

**\$965k**

Quarterly Price Change

**-0.82% ↓**

## Quarterly Price Change\*



# Surrounding Suburbs

---

## Median House Sale Price\*



## Median Unit Sale Price\*



# Sales Snapshot

## Sale Method\*



● Auction 75%  
● Private 25%

## Auction Clearance Rate\*

86.05%

## Median Days on Market^

26 days

## Average Hold Period\*

9.0 years

# Insights

## Dwelling Type^



● Houses 80% ● Units 20%

## Ownership\*



● Owned Outright 42% ● Mortgaged 42% ● Rented 16%

## Population^

10,993

## Median Asking Rent per week\*

\$600

## Population Growth^

5.28%

## Rental Yield\*

2.5%

## Median Age^













40 years

## Median Household Size^













2.8 people

# Sold Properties~













Discover a snapshot of the most recent results for this suburb, to view the full 12 months of sales history, please go to [jellisraig.com.au/suburbinsights](https://jellisraig.com.au/suburbinsights)

Address	Bedrooms	Type	Price	Sold
 33 Carlinga Dr Vermont	4	House	\$1,430,000	30 Nov 2024
 28 Grey St Vermont	4	House	\$1,805,000	30 Nov 2024
 1 Caroben Av Vermont	3	House	\$1,152,000	26 Nov 2024
 4/670 Canterbury Rd Vermont	2	Unit	\$700,000	25 Nov 2024
 71 Centre Rd Vermont	5	House	\$1,400,000	25 Nov 2024
 26 Morack Rd Vermont	2	House	\$830,000	23 Nov 2024
 22 Carlinga Dr VERMONT	4	House	\$1,200,000	23 Nov 2024
 30 Philip St Vermont	5	House	\$1,550,000	23 Nov 2024
 22 Marleigh St Vermont	6	House	\$1,322,000	21 Nov 2024
 2 Ida Ct Vermont	4	House	\$1,080,000	16 Nov 2024
 1 Clematis St Vermont	3	House	\$1,135,000	16 Nov 2024
 10 Delatite Ct Vermont	4	House	\$1,253,000	16 Nov 2024

# Sold Properties~

Address	Bedrooms	Type	Price	Sold
 27 Philip St Vermont	3	House	\$1,075,000	16 Nov 2024
 9 Sarah Ct Vermont	3	House	\$1,489,000	09 Nov 2024
 13 Beleura Av Vermont	3	House	\$1,067,000	02 Nov 2024
 48 McClares Rd Vermont	4	House	\$1,230,000	31 Oct 2024
 9 Kingsclere St Vermont	4	House	\$1,510,000	30 Oct 2024
 4 Periton Pl Vermont	4	House	\$1,880,000	26 Oct 2024
 25 Woodcrest Rd Vermont	4	House	\$1,350,000	26 Oct 2024
 25 Aubrey St Vermont	3	House	\$1,155,000	26 Oct 2024
 4 Glenora Dr Vermont	3	House	\$1,305,000	26 Oct 2024
 20 Timbertop Dr VERMONT	4	House	\$1,390,000	19 Oct 2024
 12 Mawson Ct Vermont	4	House	\$1,361,000	12 Oct 2024
 5 Culbara Dr Vermont	4	House	\$1,330,000	12 Oct 2024

# Sold Properties~

Address	Bedrooms	Type	Price	Sold
 2/13 Grey St Vermont	3	Unit	\$1,091,000	12 Oct 2024
 2a Tweed St Vermont	2	Unit	\$819,000	12 Oct 2024
 4/14 Terrara Rd Vermont	2	Unit	\$620,000	12 Oct 2024
 9 Kay Ct Vermont	4	House	\$1,610,000	11 Oct 2024
 426 Canterbury Rd Vermont	4	House	\$965,000	10 Oct 2024
 25 Karwitha St VERMONT	4	House	\$915,000	09 Oct 2024
 7/513 Mitcham Rd Vermont	2	Unit	\$630,000	02 Oct 2024
 11 Carramar Ct Vermont	4	House	\$1,510,000	21 Sep 2024
 10 Adele St Vermont	4	House	\$1,400,000	18 Sep 2024
 1/3 Madonna Ct Vermont	4	Flat/Unit/Apartment	\$1,685,000	16 Sep 2024
 48 Lusk Dr Vermont	3	House	\$1,200,000	14 Sep 2024
 7/27a Boronia Rd Vermont	4	Flat/Unit/Apartment	\$1,230,000	06 Sep 2024



Whitehorse Office  
166 Whitehorse Road, Blackburn  
03 9908 5700

[jelliscraig.com.au](http://jelliscraig.com.au)

Data is current as of PDF generation date 01/12/2024

\* Updated Quarterly for the past 12 months

^ Updated daily for the past quarter

~ Updated daily: 33 recent results.

This publication contains data, analytics, statistics and other information supplied by PROPERTYDATAONLINE PTY LTD (PropertyData). The data provided in this publication is of a general nature and should not be construed as specific advice or relied upon in lieu of appropriate professional advice.

PropertyData relies upon data supplied by third parties and while the data is checked and reviewed, PropertyData does not warrant the accuracy or completeness of the information to the full extent permitted by the law and excludes all loss or damage howsoever arising (including through negligence) in connection with the data supplied by PropertyData. The State of Victoria owns the copyright in the Property Sales Data and reproduction of that data in any way without the consent of the State of Victoria will constitute a breach of the Copyright Act 1968 (cth). The State of Victoria does not warrant the accuracy or completeness of the Property Sales Data and any person using or relying upon such information does so on the basis that the State of Victoria accepts no responsibility or liability whatsoever for any errors, faults, defects or omissions in the information supplied.