

## *Suburb Report*

Know your neighbourhood.



# Property Prices

## Median House Price\*

Median

**\$1.48m**

Quarterly Price Change

**-2.40% ↓**

## Median Unit Price\*

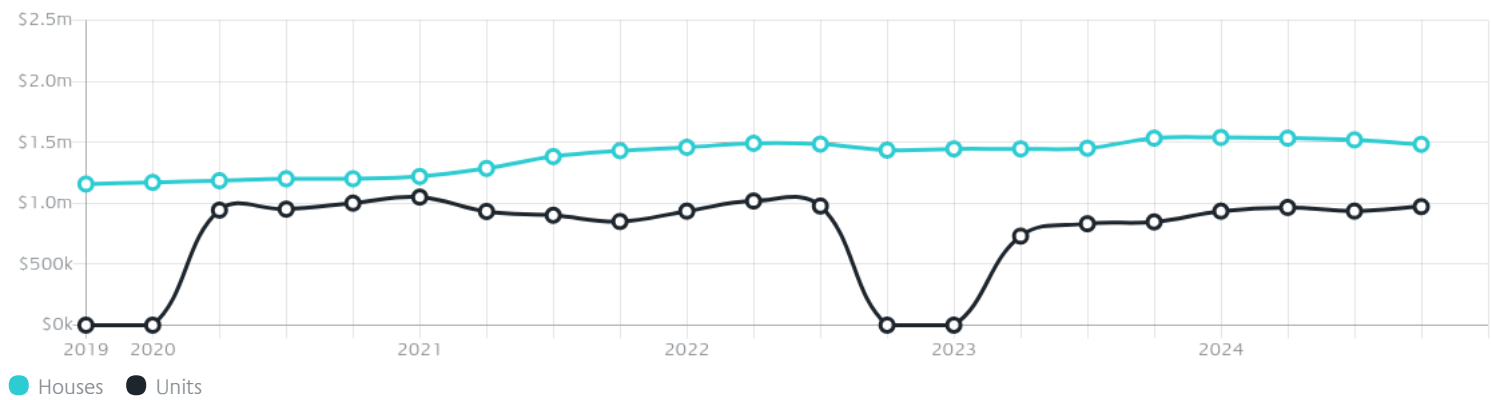
Median

**\$972k**

Quarterly Price Change

**3.90% ↑**

## Quarterly Price Change\*

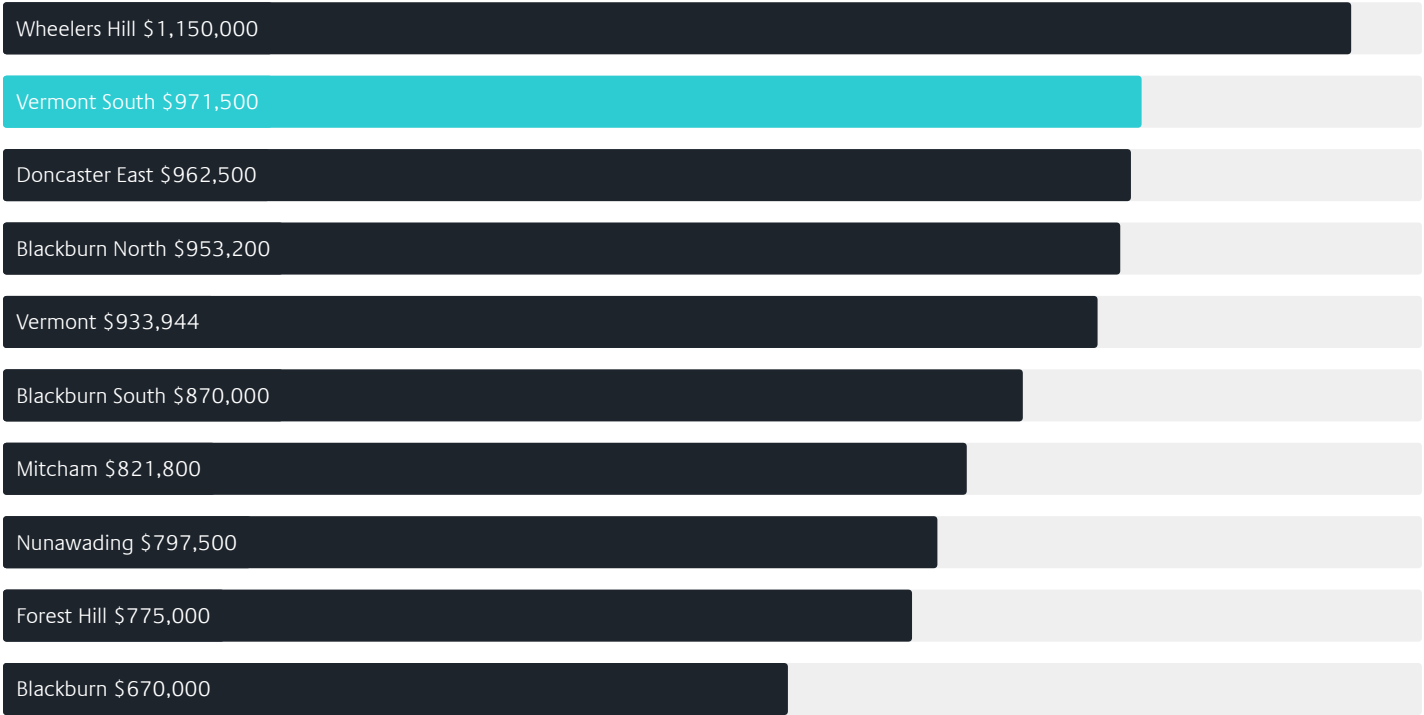


# Surrounding Suburbs

## Median House Sale Price\*



## Median Unit Sale Price\*



# Sales Snapshot

Sale Method\*



● Auction 65%  
● Private 35%

Auction Clearance Rate\*

83.33%

Median Days on Market^

31 days

Average Hold Period\*

12.8 years

# Insights

Dwelling Type^



● Houses 88% ● Units 12%

Ownership^



● Owned Outright 52% ● Mortgaged 36% ● Rented 12%

Population^

11,954

Median Asking Rent per week\*

\$720

Population Growth^

2.36%

Rental Yield\*

2.44%

Median Age^













46 years

Median Household Size^








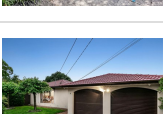

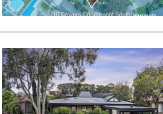


2.8 people

# Sold Properties~













Discover a snapshot of the most recent results for this suburb, to view the full 12 months of sales history, please go to [jellisicraig.com.au/suburbinsights](https://jellisicraig.com.au/suburbinsights)

Address	Bedrooms	Type	Price	Sold
 2a Salurn Ct Vermont South	4	House	\$1,550,000	16 Jan 2025
 22a Elonara Rd Vermont South	5	House	\$1,820,000	09 Jan 2025
 42 Mullens Rd Vermont South	4	House	\$1,315,000	30 Dec 2024
 3 Kiama Cl VERMONT SOUTH	4	House	\$1,400,000	22 Dec 2024
 6 Adley Ct Vermont South	4	House	\$1,428,000	21 Dec 2024
 1 / 106 Terrara Rd Vermont South	3	Townhouse	\$1,000,000	19 Dec 2024
 883 Highbury Rd Vermont South	4	House	\$1,620,000	19 Dec 2024
 27 Highmont Dr Vermont South	4	House	\$1,570,500	18 Dec 2024
 3 Parkleigh Ct Vermont South	4	House	\$1,450,000	17 Dec 2024
 6 Head Ct Vermont South	5	House	\$19,005,000	14 Dec 2024
 1 Village Wlk Vermont South	3	House	\$1,200,000	07 Dec 2024
 2 Huskey Ct VERMONT SOUTH	5	House	\$1,480,000	30 Nov 2024

# Sold Properties~

Address	Bedrooms	Type	Price	Sold
 2 Shalimar Ct Vermont South	4	House	\$1,351,000	30 Nov 2024
 9/335 Hawthorn Rd Vermont South	4	Townhouse	\$1,185,000	30 Nov 2024
 13 Warrington Av VERMONT SOUTH	4	House	\$1,611,000	30 Nov 2024
 30 Cascade Dr Vermont South	4	House	\$1,421,500	30 Nov 2024
 6/240 Morack Rd Vermont South	3	Townhouse	\$1,078,800	27 Nov 2024
 6 Kensington Gdns Vermont South	3	House	\$1,180,000	26 Nov 2024
 2 Bracknell Ct Vermont South	4	House	\$1,518,000	25 Nov 2024
 5 Stevenage Ct Vermont South	4	House	\$1,330,000	24 Nov 2024
 16 Drovers Ct Vermont South	3	House	\$1,000,000	23 Nov 2024
 23 Felgate Pde Vermont South	4	House	\$1,938,000	19 Nov 2024
 G4/1 Charlnet Dr Vermont South	2	Apartment	\$640,000	15 Nov 2024
 22 Melissa Gr Vermont South	4	House	\$1,405,000	14 Nov 2024

# Sold Properties~

Address	Bedrooms	Type	Price	Sold
 42 Prestbury Dr Vermont South	4	House	\$1,650,000	12 Nov 2024
 7 Settlers Ct Vermont South	4	House	\$1,610,000	11 Nov 2024
 10 Nevis Ct Vermont South	4	House	\$1,428,000	07 Nov 2024
 1 / 20 East Rd Vermont South	5	Townhouse	\$1,180,000	04 Nov 2024
 13 Nicholi Wlk Vermont South	4	House	\$1,200,000	01 Nov 2024
 2 Settlers Ct Vermont South	5	House	\$1,575,000	26 Oct 2024
 2 / 186 Morack Rd Vermont South	3	Townhouse	\$1,180,000	25 Oct 2024
 7 Woodleigh Cr Vermont South	4	House	\$1,350,000	24 Oct 2024
 14 Walbrook Dr Vermont South	7	House	\$1,500,000	24 Oct 2024
 3 Oxford Gr Vermont South	5	House	\$1,811,000	19 Oct 2024
 4 Hartland Rd Vermont South	3	House	\$1,060,000	19 Oct 2024
 10 Weeden Dr Vermont South	3	House	\$1,270,000	16 Oct 2024



Please contact your local Jellis Craig office

[jelliscraig.com.au](http://jelliscraig.com.au)

Data is current as of PDF generation date 20/01/2025

\* Updated Quarterly for the past 12 months

^ Updated daily for the past quarter

~ Updated daily: 33 recent results.

This publication contains data, analytics, statistics and other information supplied by PROPERTYDATAONLINE PTY LTD (PropertyData). The data provided in this publication is of a general nature and should not be construed as specific advice or relied upon in lieu of appropriate professional advice.

PropertyData relies upon data supplied by third parties and while the data is checked and reviewed, PropertyData does not warrant the accuracy or completeness of the information to the full extent permitted by the law and excludes all loss or damage howsoever arising (including through negligence) in connection with the data supplied by PropertyData. The State of Victoria owns the copyright in the Property Sales Data and reproduction of that data in any way without the consent of the State of Victoria will constitute a breach of the Copyright Act 1968 (cth). The State of Victoria does not warrant the accuracy or completeness of the Property Sales Data and any person using or relying upon such information does so on the basis that the State of Victoria accepts no responsibility or liability whatsoever for any errors, faults, defects or omissions in the information supplied.