

# JellisCraig

VERMONT SOUTH

## Suburb Report

Know your neighbourhood.



VERMONT SOUTH SUBURB REPORT

Median House Price\*

Median

\$1.48m

Quarterly Price Change

-0.33% ↓

Median Unit Price\*

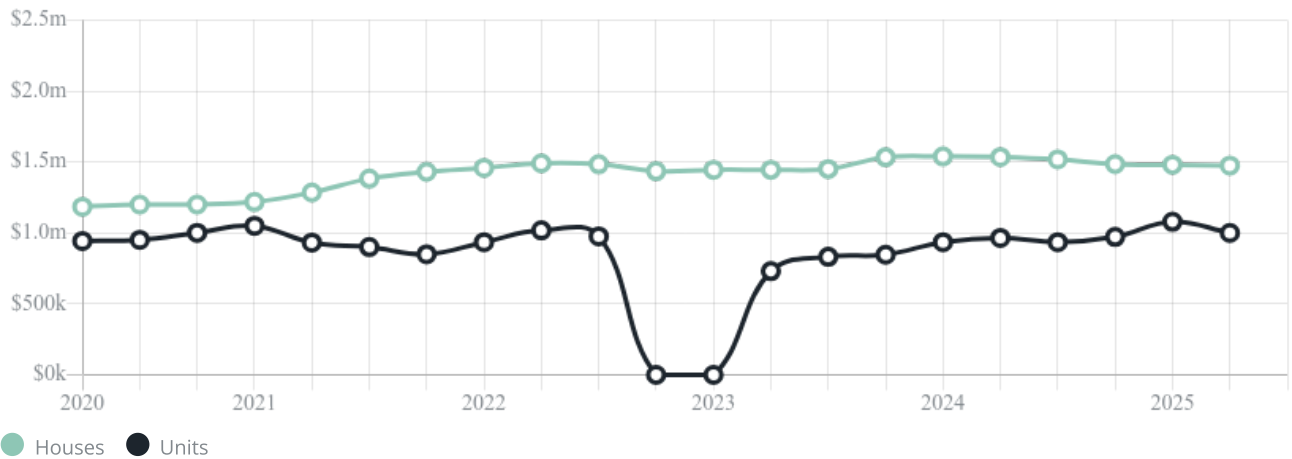
Median

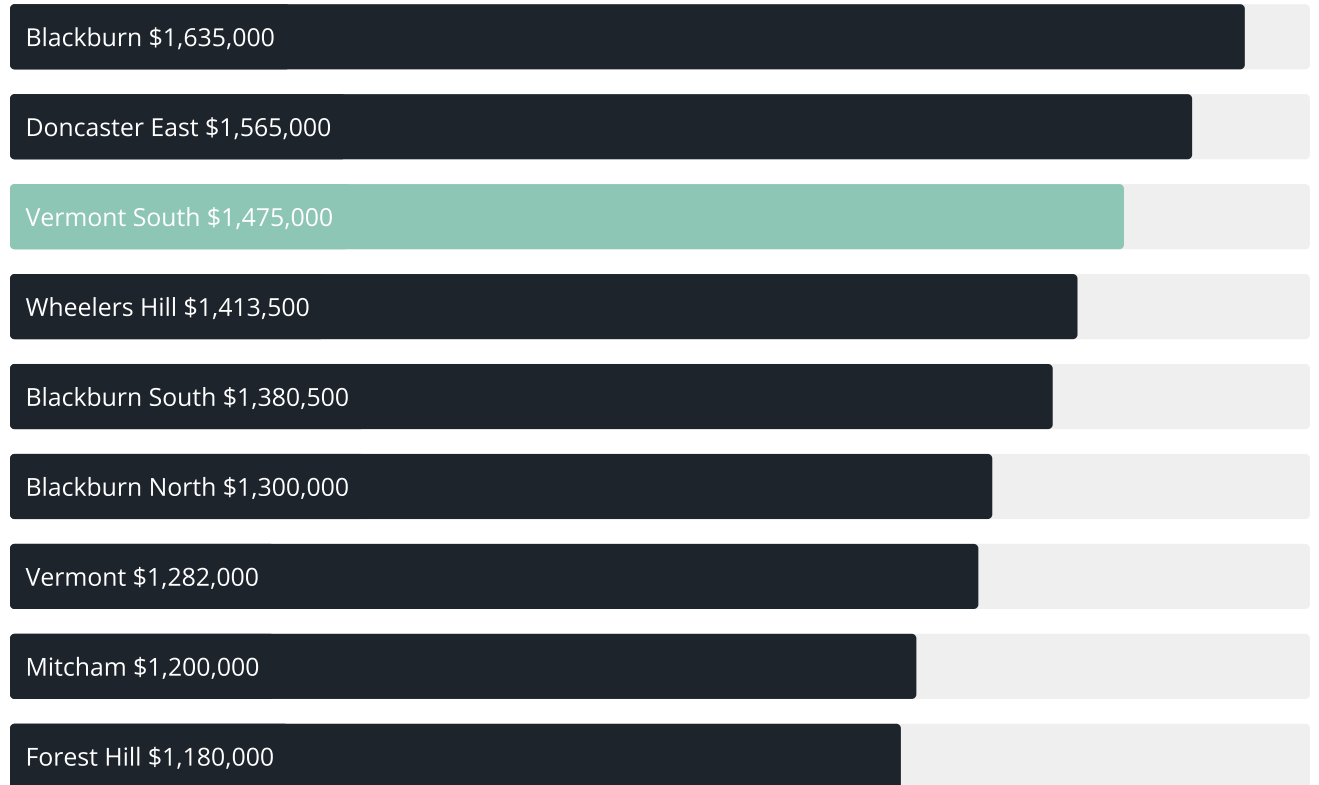
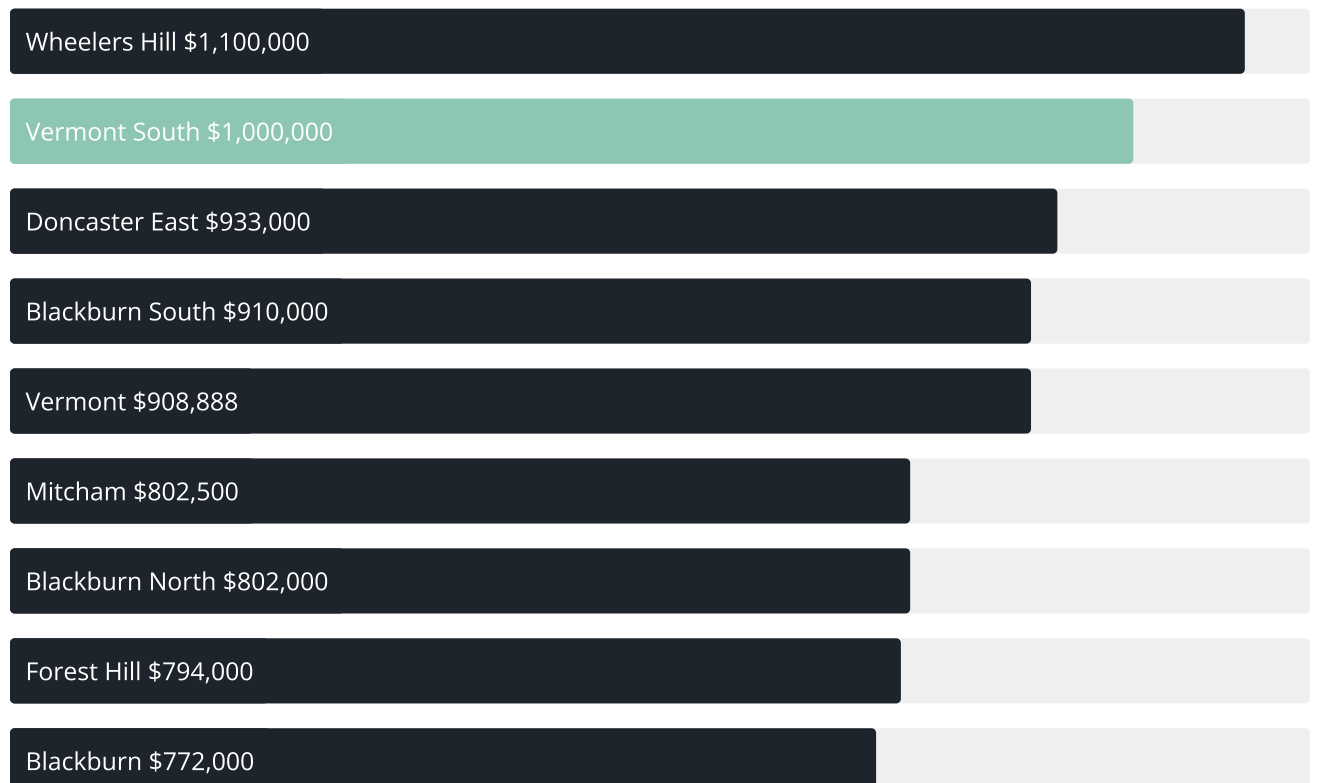
\$1,000k

Quarterly Price Change

-7.30% ↓

Quarterly Price Change\*



Median House Sale Price<sup>\*</sup>Median Unit Sale Price<sup>\*</sup>

## VERMONT SOUTH SUBURB REPORT

Sale Method<sup>\*</sup>Auction Clearance Rate<sup>\*</sup>

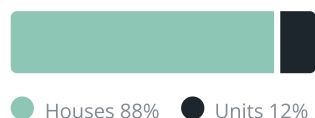
86.96%

Median Days on Market<sup>^</sup>

29 days

Average Hold Period<sup>\*</sup>

12.8 years

Dwelling Type<sup>^</sup>Ownership<sup>^</sup>Population<sup>^</sup>

11,954

Median Asking Rent per week<sup>\*</sup>

\$750

Population Growth<sup>^</sup>

2.36%

Rental Yield<sup>\*</sup>

2.44%

Median Age<sup>^</sup>











46 years

Median Household Size<sup>^</sup>











2.8 people

## VERMONT SOUTH SUBURB REPORT











Discover a snapshot of the most recent results for this suburb, to view the full 12 months of sales history, please go to [jellisrcraig.com.au/suburbinsights](https://jellisrcraig.com.au/suburbinsights)

Address	Bedrooms	Type	Price	Sold
 4/635 Burwood Hwy Vermont South	3	Townhouse	\$893,000	30 Aug 2025
 2/222 Morack Rd Vermont South	3	Unit	\$1,030,000	28 Aug 2025
 303 Hawthorn Rd Vermont South	4	House	\$1,505,000	23 Aug 2025
 102 Weeden Dr Vermont South	4	House	\$1,790,000	23 Aug 2025
 13 Kaltara Cl Vermont South	3	House	\$1,265,000	16 Aug 2025
 10 Serenity Ct Vermont South	5	House	\$1,830,000	14 Aug 2025
 6 Verona St Vermont South	4	House	\$1,828,000	07 Aug 2025
 2 Stockmans Dr Vermont South	4	House	\$1,635,000	02 Aug 2025
 18 Serenity Ct Vermont South	4	House	\$1,765,000	31 Jul 2025
 6 Gelea Cr Vermont South	4	House	\$1,500,000	30 Jul 2025

## VERMONT SOUTH SUBURB REPORT

Address	Bedrooms	Type	Price	Sold
 22 Lindau Dr Vermont South	5	House	\$2,603,000	26 Jul 2025
 2 Coral Ct Vermont South	4	House	\$1,731,000	26 Jul 2025
 20 Dorene Ct Vermont South	3	House	\$1,210,000	26 Jul 2025
 17 Minchinbury Dr Vermont South	4	House	\$1,488,000	24 Jul 2025
 5 Kiama Cl Vermont South	4	House	\$1,580,000	19 Jul 2025
 409/5 Stanley Rd Vermont South	2	Subdivided Flat - Single OYO Flat	\$627,000	16 Jul 2025
 73 Weeden Dr Vermont South	4	House	\$1,575,000	15 Jul 2025
 2/11 Hanover Rd Vermont South	3	Unit	\$1,020,500	12 Jul 2025
 18 Mildara St Vermont South	3	House	\$1,438,000	12 Jul 2025
 63 Weeden Dr Vermont South	4	House	\$1,502,000	12 Jul 2025

## VERMONT SOUTH SUBURB REPORT

Address	Bedrooms	Type	Price	Sold
 14 Donbirn Way Vermont South	5	House	\$1,585,000	05 Jul 2025
 10 Canowindra Cl Vermont South	3	House	\$1,302,000	05 Jul 2025
 14 Serenity Ct Vermont South	3	House	\$1,520,000	30 Jun 2025
 3 Serenity Ct Vermont South	4	House	\$1,585,000	30 Jun 2025
 1 Serenity Ct Vermont South	4	House	\$1,785,000	30 Jun 2025
 17 Dalroy Cr Vermont South	3	House	\$1,320,000	28 Jun 2025
 21 Tullimbar Cirt Vermont South	5	House	\$1,616,000	28 Jun 2025
 9 Winswood Cl Vermont South	4	House	\$1,268,000	27 Jun 2025
 5 Barossa Av Vermont South	4	House	\$1,450,000	23 Jun 2025
 3 George Rd Vermont South	4	House	\$1,505,000	21 Jun 2025



Please contact your local Jellis Craig office

[jelliscraig.com.au](http://jelliscraig.com.au)

Data is current as of PDF generation date 01/09/2025

\* Updated Quarterly for the past 12 months

^ Updated daily for the past quarter

~ Updated daily: 33 recent results.

This publication contains data, analytics, statistics and other information supplied by PROPERTYDATAONLINE PTY LTD (PropertyData). The data provided in this publication is of a general nature and should not be construed as specific advice or relied upon in lieu of appropriate professional advice.

PropertyData relies upon data supplied by third parties and while the data is checked and reviewed, PropertyData does not warrant the accuracy or completeness of the information to the full extent permitted by the law and excludes all loss or damage howsoever arising (including through negligence) in connection with the data supplied by PropertyData. The State of Victoria owns the copyright in the Property Sales Data and reproduction of that data in any way without the consent of the State of Victoria will constitute a breach of the Copyright Act 1968 (cth). The State of Victoria does not warrant the accuracy or completeness of the Property Sales Data and any person using or relying upon such information does so on the basis that the State of Victoria accepts no responsibility or liability whatsoever for any errors, faults, defects or omissions in the information supplied.