

# JellisCraig

VIEWBANK

# Suburb Report

Know your neighbourhood.



VIEWBANK SUBURB REPORT

Median House Price\*

Median

\$1.15m

Quarterly Price Change

-3.36% ↓

Median Unit Price\*


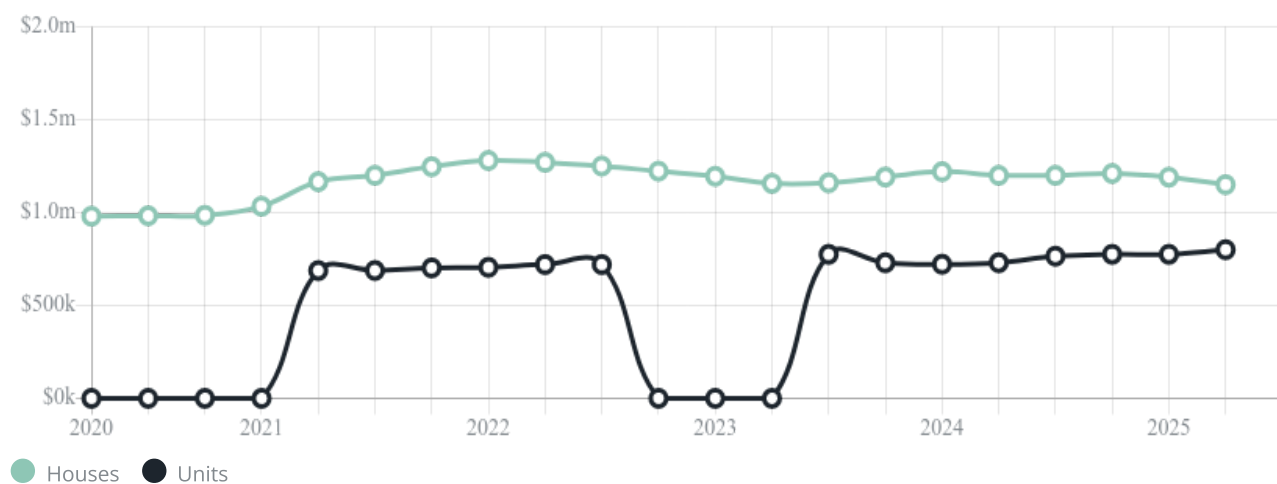
Median

\$800k

Quarterly Price Change

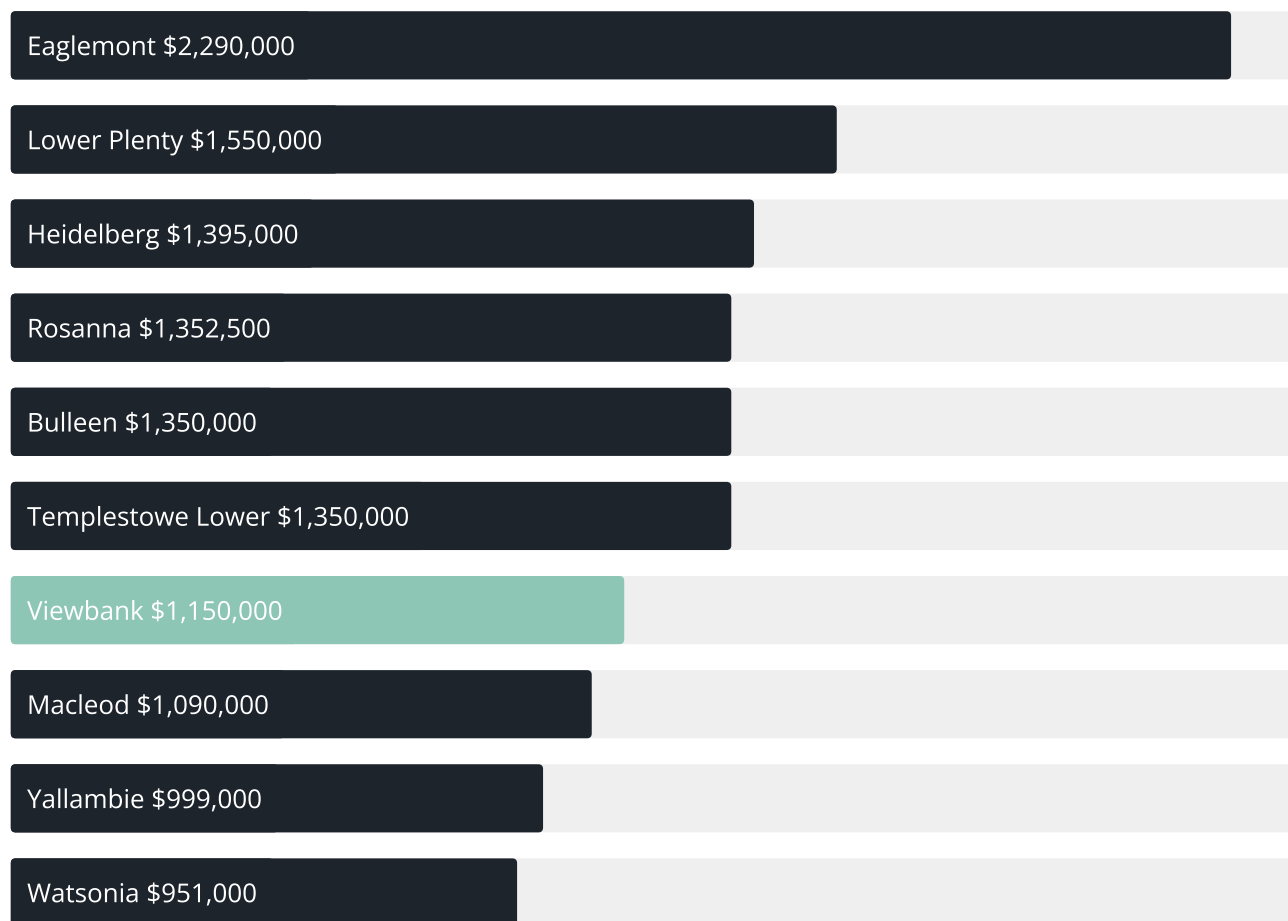
3.22% ↑

Quarterly Price Change\*

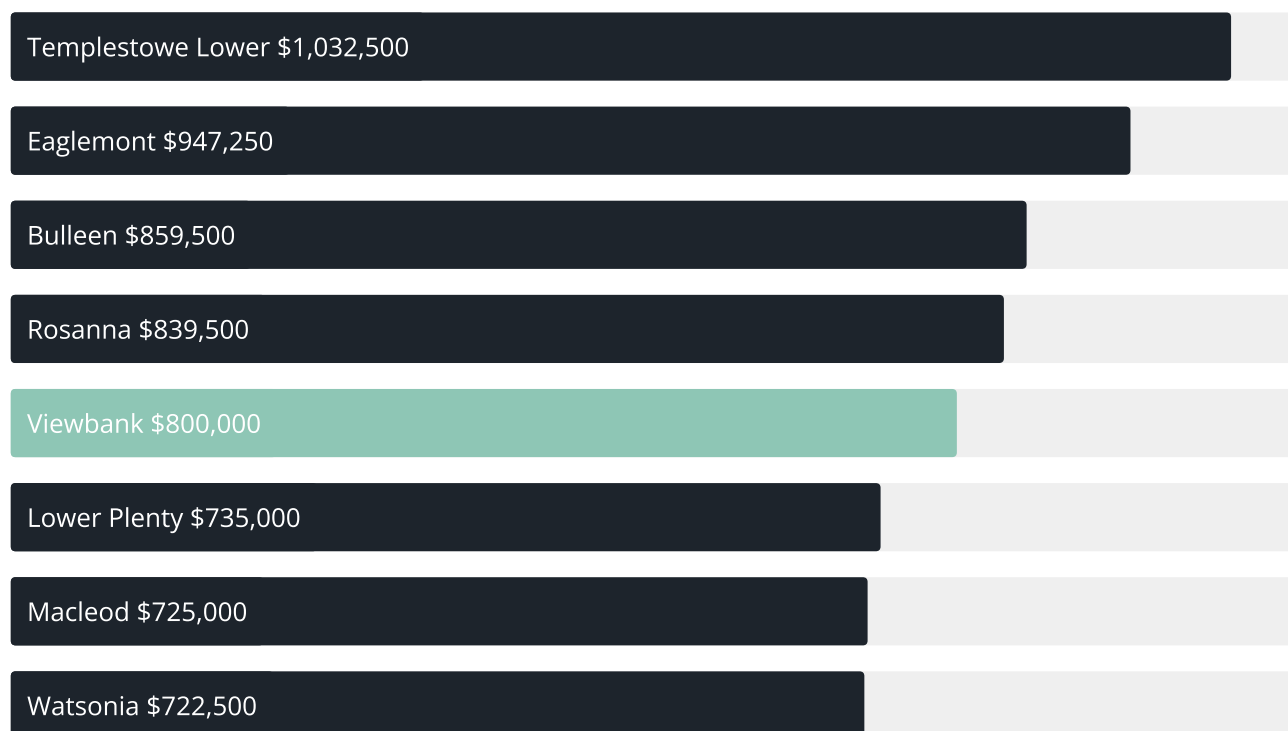




## Median House Sale Price\*



## Median Unit Sale Price\*





## VIEWBANK SUBURB REPORT

## Sale Method\*



● Auction 43%  
● Private 57%

## Auction Clearance Rate\*

---

**69.23%**

## Median Days on Market^

---


**24 days**

## Average Hold Period\*

---

**8.8 years**

## Dwelling Type^



● Houses 90% ● Units 10%

## Ownership^



● Owned Outright 49% ● Mortgaged 40% ● Rented 11%

## Population^

---

**7,030**

## Median Asking Rent per week\*

---

**\$695**

## Population Growth^

---

**1.55%**

## Rental Yield\*

---

**2.82%**

## Median Age^

---

**43 years**

## Median Household Size^











---

**2.8 people**













## VIEWBANK SUBURB REPORT

Discover a snapshot of the most recent results for this suburb, to view the full 12 months of sales history, please go to [jellisraig.com.au/suburbinsights](https://jellisraig.com.au/suburbinsights)











| Address   | Bedrooms | Type      | Price       | Sold        |
|---|----------|-----------|-------------|-------------|
|  19 Casey Cr<br>VIEWBANK             | 3        | House     | \$1,170,000 | 15 Jul 2025 |
|  11 Winston Rd<br>Viewbank           | 3        | House     | \$1,151,000 | 11 Jul 2025 |
|  2 Westmere Pl<br>Viewbank           | 4        | House     | \$1,305,500 | 08 Jul 2025 |
|  3 Bartram Rise<br>Viewbank         | 3        | House     | \$1,095,000 | 03 Jul 2025 |
|  2/376 Lower Plenty Rd<br>Viewbank | 3        | Townhouse | \$950,000   | 01 Jul 2025 |
|  14 Moran St<br>Viewbank           | 3        | House     | \$1,120,000 | 28 Jun 2025 |
|  5/105 Martins La<br>Viewbank      | 3        | Townhouse | \$810,000   | 20 Jun 2025 |
|  26 Willa Av<br>Viewbank           | 4        | House     | \$1,145,000 | 18 Jun 2025 |
|  1/105 Martins La<br>Viewbank      | 3        | Unit      | \$890,000   | 18 Jun 2025 |
|  68 Rutherford Rd<br>Viewbank      | 4        | House     | \$1,135,000 | 11 Jun 2025 |



## VIEWBANK SUBURB REPORT

| Address  | Bedrooms | Type      | Price       | Sold        |
|--|----------|-----------|-------------|-------------|
|  37 Eamon Dr Viewbank             | 3        | House     | \$1,105,000 | 10 Jun 2025 |
|  55 Martins La Viewbank           | 3        | House     | \$1,095,000 | 29 May 2025 |
|  136 Martins La Viewbank          | 3        | House     | \$1,075,000 | 29 May 2025 |
|  1/4 Mark St Viewbank             | 2        | Townhouse | \$685,000   | 23 May 2025 |
|  6 Vista Gr VIEWBANK            | 3        | Townhouse | \$897,500   | 21 May 2025 |
|  10 Warren Rd Viewbank          | 4        | House     | \$1,075,000 | 17 May 2025 |
|  145 Martins La Viewbank        | 3        | House     | \$1,115,000 | 16 May 2025 |
|  47a Kambea Cr Viewbank         | 3        | Unit      | \$920,000   | 14 May 2025 |
|  1/376 Lower Plenty Rd Viewbank | 2        | Townhouse | \$715,000   | 13 May 2025 |
|  29 Kambea Cr Viewbank          | 4        | House     | \$1,202,000 | 10 May 2025 |

## VIEWBANK SUBURB REPORT

| Address   | Bedrooms | Type      | Price       | Sold        |
|---|----------|-----------|-------------|-------------|
|  52 Meyrick Cr<br>Viewbank           | 3        | House     | \$1,460,000 | 03 May 2025 |
|  21 Mark St<br>Viewbank              | 3        | House     | \$1,130,000 | 03 May 2025 |
|  7 Country La<br>Viewbank            | 3        | House     | \$1,023,000 | 01 May 2025 |
|  6 Eileen St<br>Viewbank             | 4        | House     | \$1,232,000 | 26 Apr 2025 |
|  7 Sylvia St<br>Viewbank           | 3        | House     | \$1,052,500 | 09 Apr 2025 |
|  8/342 Lower Plenty Rd<br>Viewbank | 3        | Townhouse | \$750,000   | 05 Apr 2025 |
|  2/132 Graham Rd<br>Viewbank       | 3        | Townhouse | \$942,000   | 03 Apr 2025 |
|  81 Rutherford Rd<br>Viewbank      | 3        | House     | \$1,200,000 | 03 Apr 2025 |
|  6 Havilah Ct<br>Viewbank          | 4        | House     | \$1,265,000 | 29 Mar 2025 |
|  347 Banyule Rd<br>Viewbank        | 3        | House     | \$1,030,000 | 29 Mar 2025 |



Rosanna Office  
114 Lower Plenty Road, Rosanna  
03 9459 8111

[jellisraig.com.au](http://jellisraig.com.au)

Data is current as of PDF generation date 01/08/2025

\* Updated Quarterly for the past 12 months

^ Updated daily for the past quarter

~ Updated daily: 33 recent results.

This publication contains data, analytics, statistics and other information supplied by PROPERTYDATAONLINE PTY LTD (PropertyData). The data provided in this publication is of a general nature and should not be construed as specific advice or relied upon in lieu of appropriate professional advice.

PropertyData relies upon data supplied by third parties and while the data is checked and reviewed, PropertyData does not warrant the accuracy or completeness of the information to the full extent permitted by the law and excludes all loss or damage howsoever arising (including through negligence) in connection with the data supplied by PropertyData. The State of Victoria owns the copyright in the Property Sales Data and reproduction of that data in any way without the consent of the State of Victoria will constitute a breach of the Copyright Act 1968 (cth). The State of Victoria does not warrant the accuracy or completeness of the Property Sales Data and any person using or relying upon such information does so on the basis that the State of Victoria accepts no responsibility or liability whatsoever for any errors, faults, defects or omissions in the information supplied.