


**Jellis
Craig**

VIEWBANK


Suburb Report

Know your neighbourhood.



Property Prices

Median House Price*

Median

\$1.21m

Quarterly Price Change

0.83% ↑

Median Unit Price*


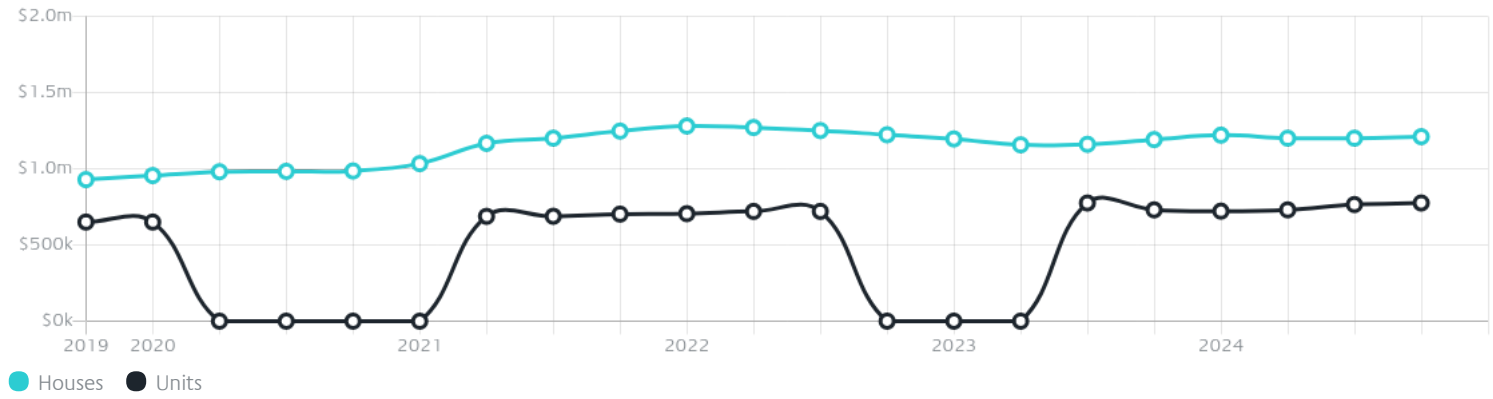
Median

\$775k

Quarterly Price Change

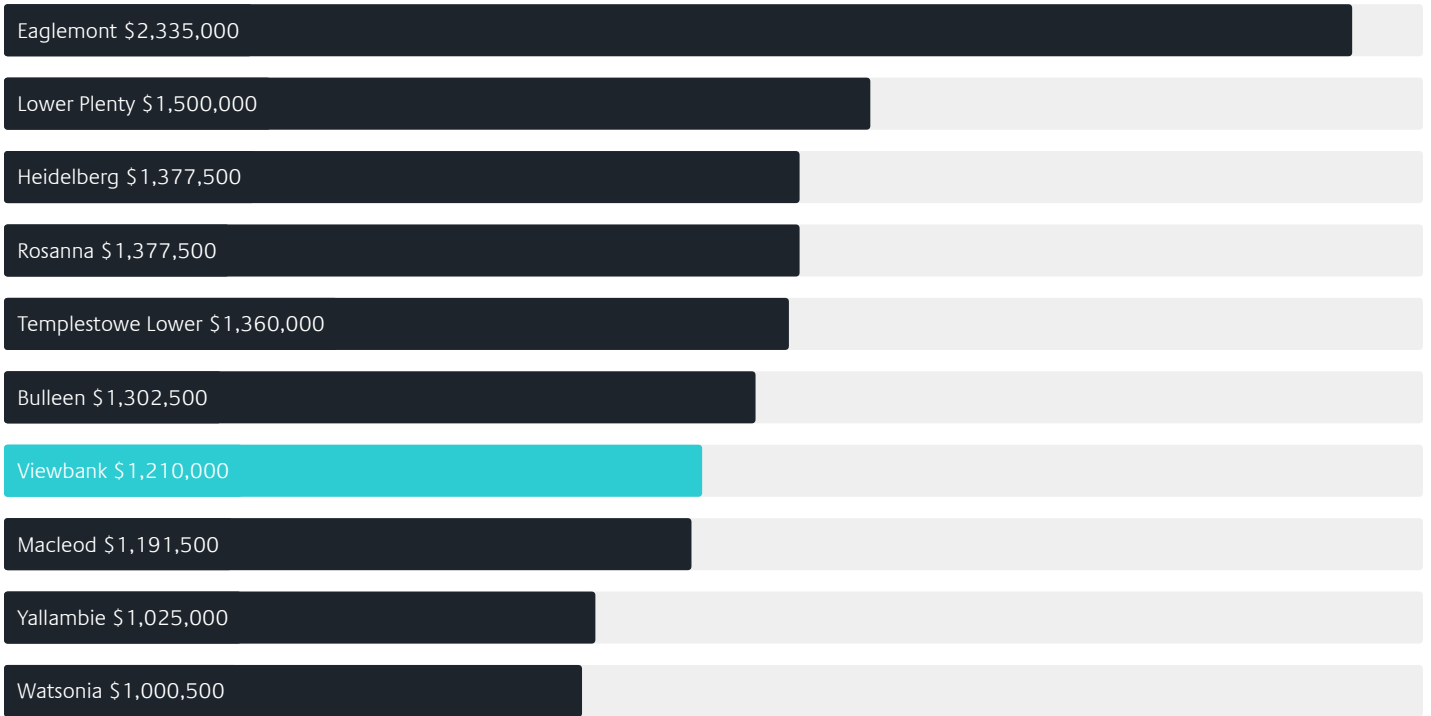
1.30% ↑

Quarterly Price Change*

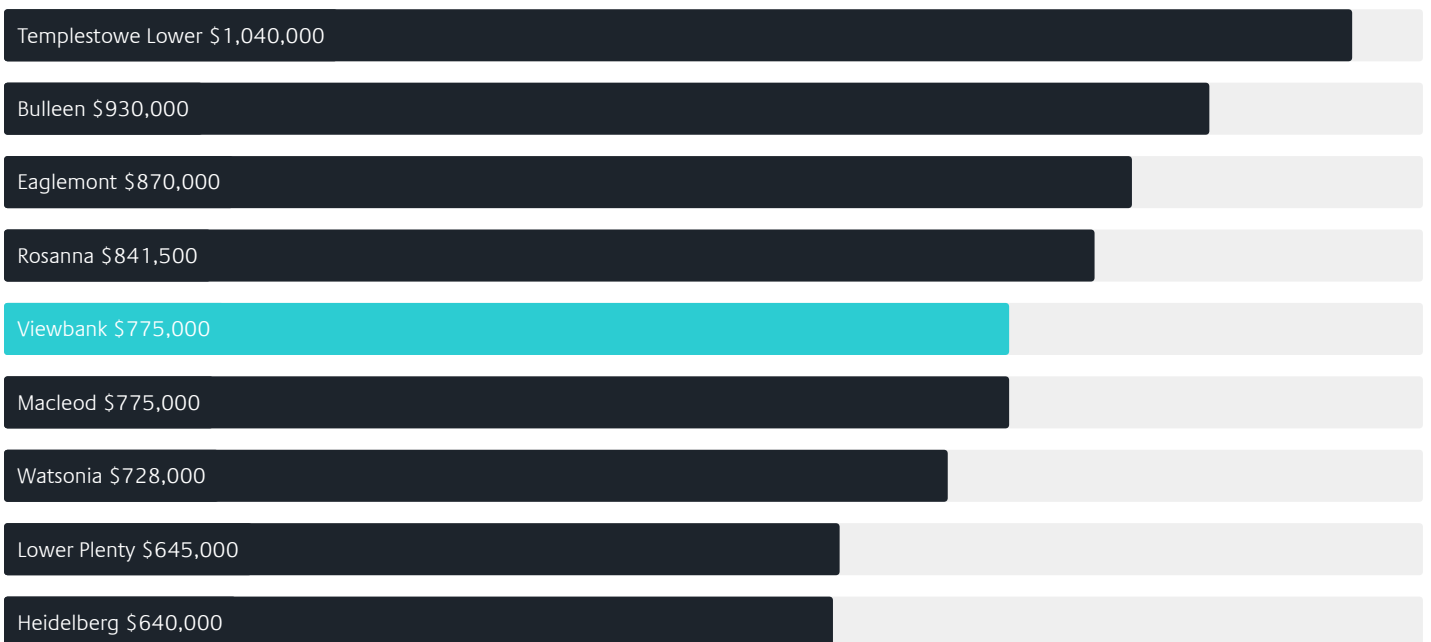


Surrounding Suburbs

Median House Sale Price*



Median Unit Sale Price*



Sales Snapshot

Sale Method^{*}



● Auction 59%
● Private 41%

Auction Clearance Rate^{*}

82.35%

Median Days on Market[^]

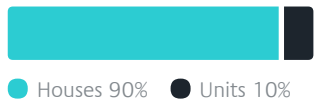
24 days

Average Hold Period^{*}

8.8 years

Insights

Dwelling Type[^]



● Houses 90% ● Units 10%

Ownership[^]



● Owned Outright 49% ● Mortgaged 40% ● Rented 11%

Population[^]

7,030

Median Asking Rent per week^{*}

\$650

Population Growth[^]

1.55%

Rental Yield^{*}

2.82%

Median Age[^]













43 years

Median Household Size[^]













2.8 people

Sold Properties~













Discover a snapshot of the most recent results for this suburb, to view the full 12 months of sales history, please go to jellisraig.com.au/suburbinsights

Address	Bedrooms	Type	Price	Sold
 104 Lyon Rd Viewbank	3	House	\$1,165,000	02 Jan 2025
 24 Old Lower Plenty Rd Viewbank	5	House	\$1,965,000	28 Dec 2024
 10 Walker Ct Viewbank	4	House	\$1,450,000	24 Dec 2024
 1/11 Nevin Pde Viewbank	4	House	\$970,000	14 Dec 2024
 59 Rosemar Cirt Viewbank	4	House	\$1,171,000	12 Dec 2024
 3/27 Eugene St Viewbank	3	Unit	\$705,000	07 Dec 2024
 5 Westmere Pl Viewbank	4	House	\$1,225,000	07 Dec 2024
 4 Meyrick Cr Viewbank	4	House	\$1,260,000	04 Dec 2024
 157 Graham Rd Viewbank	3	House	\$1,080,000	23 Nov 2024
 37 Casey Cr Viewbank	3	House	\$1,227,500	16 Nov 2024
 120 Martins La Viewbank	5	House	\$1,303,000	11 Nov 2024
 27 Fran Cr VIEWBANK	3	House	\$1,190,000	11 Nov 2024

Sold Properties~

Address	Bedrooms	Type	Price	Sold
 4 Rosemary Ct Viewbank	5	House	\$1,365,000	09 Nov 2024
 20 Kambea Cr Viewbank	3	House	\$870,000	06 Nov 2024
 26 Duff Pde Viewbank	5	House	\$1,475,000	04 Nov 2024
 18 Warren Rd Viewbank	3	House	\$1,138,000	01 Nov 2024
 22 Martins La Viewbank	4	House	\$1,310,000	31 Oct 2024
 2/146 Graham Rd Viewbank	2	Unit	\$599,990	28 Oct 2024
 16 Rohan St Viewbank	4	House	\$1,410,000	21 Oct 2024
 4/574 Lower Plenty Rd Viewbank	3	Unit	\$905,000	17 Oct 2024
 16 Rosemary Ct Viewbank	3	House	\$935,000	07 Oct 2024
 3/338 Lower Plenty Rd Viewbank	2	Unit	\$621,500	05 Oct 2024
 53 Duff Pde Viewbank	4	House	\$1,605,000	05 Oct 2024
 3 Wurrunjerrri Pl Viewbank	4	House	\$1,273,500	21 Sep 2024

Sold Properties~

Address	Bedrooms	Type	Price	Sold
 36 Meyrick Cr Viewbank	3	House	\$1,000,000	20 Sep 2024
 3 Danson St Viewbank	4	House	\$1,068,000	19 Sep 2024
 9 Melissa Ct Viewbank	3	House	\$1,210,000	19 Sep 2024
 10 Castleton Rd Viewbank	3	House	\$940,000	13 Sep 2024
 14 Eugene St Viewbank	4	House	\$1,240,000	06 Sep 2024
 74 Duff Pde Viewbank	5	House	\$1,465,000	05 Sep 2024
 36 Rosemar Cirt Viewbank	4	House	\$1,240,000	03 Sep 2024
 26 Kuranga Rd Viewbank	3	House	\$978,000	31 Aug 2024
 2 Gum Tree Cl Viewbank	4	House	\$1,121,000	31 Aug 2024
 163 Martins La Viewbank	5	House	\$1,821,000	31 Aug 2024
 53 Castleton Rd Viewbank	5	House	\$1,970,000	31 Aug 2024
 19 Old Lower Plenty Rd Viewbank	4	House	\$1,230,000	29 Aug 2024



Rosanna Office
114 Lower Plenty Road, Rosanna
03 9459 8111

jelliscraig.com.au

Data is current as of PDF generation date 20/01/2025

* Updated Quarterly for the past 12 months

^ Updated daily for the past quarter

~ Updated daily: 33 recent results.

This publication contains data, analytics, statistics and other information supplied by PROPERTYDATAONLINE PTY LTD (PropertyData). The data provided in this publication is of a general nature and should not be construed as specific advice or relied upon in lieu of appropriate professional advice.

PropertyData relies upon data supplied by third parties and while the data is checked and reviewed, PropertyData does not warrant the accuracy or completeness of the information to the full extent permitted by the law and excludes all loss or damage howsoever arising (including through negligence) in connection with the data supplied by PropertyData. The State of Victoria owns the copyright in the Property Sales Data and reproduction of that data in any way without the consent of the State of Victoria will constitute a breach of the Copyright Act 1968 (cth). The State of Victoria does not warrant the accuracy or completeness of the Property Sales Data and any person using or relying upon such information does so on the basis that the State of Victoria accepts no responsibility or liability whatsoever for any errors, faults, defects or omissions in the information supplied.