

Suburb Report

Know your neighbourhood.



Property Prices

Median House Price*

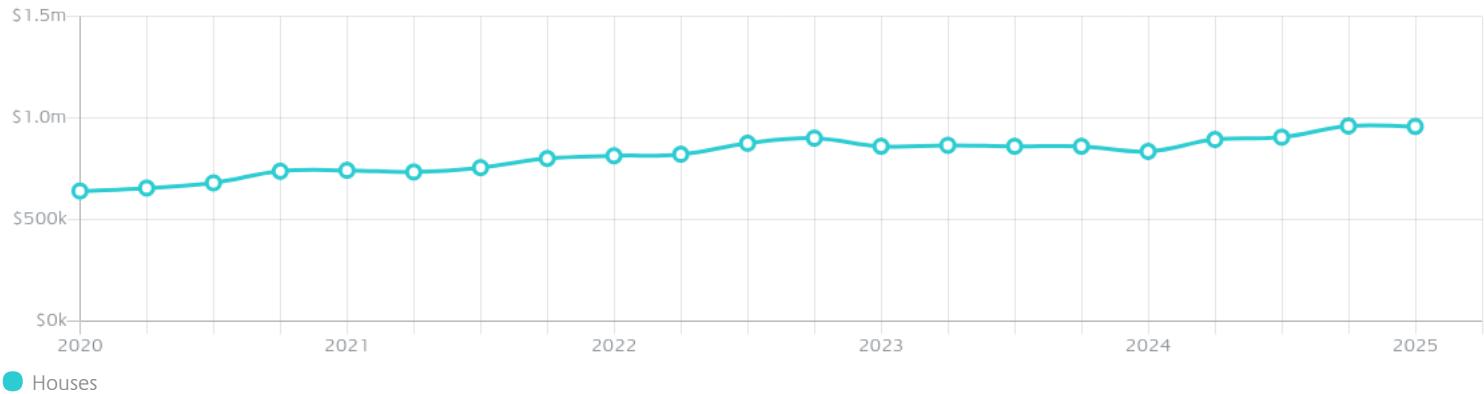
Median

\$958k

Quarterly Price Change


-0.26% ↓

Quarterly Price Change*



Surrounding Suburbs

Median House Sale Price*



Median Unit Sale Price*



Sales Snapshot

Sale Method^{*}



● Auction 13%
● Private 88%

Median Days on Market[^]

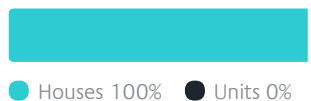
20 days

Average Hold Period^{*}

8.6 years

Insights

Dwelling Type[^]



● Houses 100% ● Units 0%

Ownership[^]



● Owned Outright 39% ● Mortgaged 55% ● Rented 6%

Population[^]

3,132

Median Asking Rent per week^{*}

\$450

Population Growth[^]

0

Rental Yield^{*}

3.58%

Median Age[^]













39 years

Median Household Size[^]













2.8 people

Sold Properties~













Discover a snapshot of the most recent results for this suburb, to view the full 12 months of sales history, please go to jellisicraig.com.au/suburbinsights

Address	Bedrooms	Type	Price	Sold
 263 Warburton Hwy Wandin North	4	House	\$715,000	29 May 2025
 256 Warburton Hwy Wandin North	5	House	\$2,920,000	27 May 2025
 49-51c Wellington Rd Wandin North	0	Land	\$530,000	28 Apr 2025
 19 Elsie St Wandin North	4	House	\$808,000	23 Apr 2025
 335 Warburton Hwy Wandin North	3	House	\$755,000	17 Apr 2025
 5 Stewart Av Wandin North	3	House	\$712,000	10 Apr 2025
 328 Warburton Hwy Wandin North	2	House	\$720,000	13 Mar 2025
 14 Wandin East Rd Wandin North	5	House	\$822,500	08 Mar 2025
 11 Park St Wandin North	6	House	\$1,345,000	08 Mar 2025
 253 Warburton Hwy WANDIN NORTH	3	House	\$735,000	01 Mar 2025
 9 Sartina Pl Wandin North	5	House	\$1,315,000	25 Feb 2025
 5 Galera Ct Wandin North	4	House	\$920,000	20 Feb 2025

Sold Properties~

Address	Bedrooms	Type	Price	Sold
 16 Edmond Cr Wandin North	4	House	\$1,026,000	19 Feb 2025
 7 Victoria St Wandin North	7	House	\$2,050,000	11 Feb 2025
 12 Farrar Way Wandin North	4	House	\$1,300,000	03 Feb 2025
 16 Beenak Rd Wandin North	4	House	\$800,000	16 Jan 2025
 11 Mary Rd Wandin North	5	House	\$942,250	21 Dec 2024
 12 Wanda Av WANDIN NORTH	4	House	\$573,333	20 Dec 2024
 30 Connors Flat Rd Wandin North	3	House	\$730,000	10 Dec 2024
 15 Edward Rd Wandin North	4	House	\$1,800,000	02 Dec 2024
 18 John St WANDIN NORTH	4	House	\$865,000	29 Nov 2024
 39 George St Wandin North	5	House	\$1,110,000	18 Nov 2024
 9 Victory Av Wandin North	5	House	\$960,000	17 Oct 2024
 5 Pignataro Ct Wandin North	4	House	\$980,000	15 Oct 2024

Sold Properties~

Address	Bedrooms	Type	Price	Sold
 145 Quayle Rd WANDIN NORTH	3	House	\$1,630,000	26 Sep 2024
 324 Warburton Hwy Wandin North	4	House	\$870,000	19 Sep 2024
 17 Sirocco Ct Wandin North	3	House	\$910,000	07 Sep 2024
 250 Warburton Hwy Wandin North	3	House	\$847,000	06 Sep 2024
 31-33 Wellington Rd Wandin North	4	House	\$1,280,000	05 Sep 2024
 6 Cormilio Dr Wandin North	4	House	\$1,640,000	03 Sep 2024
 259 Warburton Hwy Wandin North	3	House	\$835,000	31 Aug 2024
 2 Farrar Way Wandin North	3	House	\$785,000	29 Aug 2024
 30 Tainton St WANDIN NORTH	3	House	\$705,000	29 Jul 2024
 1/355 Clegg Rd Wandin North	5	House	\$931,000	26 Jul 2024
 12 Wellington Rd Wandin North	5	House	\$1,200,000	24 Jul 2024
 177 Bailey Rd Wandin North	2	House	\$1,070,000	22 Jul 2024



jelliscraig.com.au

Data is current as of PDF generation date 01/07/2025

* Updated Quarterly for the past 12 months

^ Updated daily for the past quarter

~ Updated daily: 33 recent results.

This publication contains data, analytics, statistics and other information supplied by PROPERTYDATAONLINE PTY LTD (PropertyData). The data provided in this publication is of a general nature and should not be construed as specific advice or relied upon in lieu of appropriate professional advice.

PropertyData relies upon data supplied by third parties and while the data is checked and reviewed, PropertyData does not warrant the accuracy or completeness of the information to the full extent permitted by the law and excludes all loss or damage howsoever arising (including through negligence) in connection with the data supplied by PropertyData. The State of Victoria owns the copyright in the Property Sales Data and reproduction of that data in any way without the consent of the State of Victoria will constitute a breach of the Copyright Act 1968 (cth). The State of Victoria does not warrant the accuracy or completeness of the Property Sales Data and any person using or relying upon such information does so on the basis that the State of Victoria accepts no responsibility or liability whatsoever for any errors, faults, defects or omissions in the information supplied.