

Suburb Report

Know your neighbourhood.



Property Prices

Median House Price*

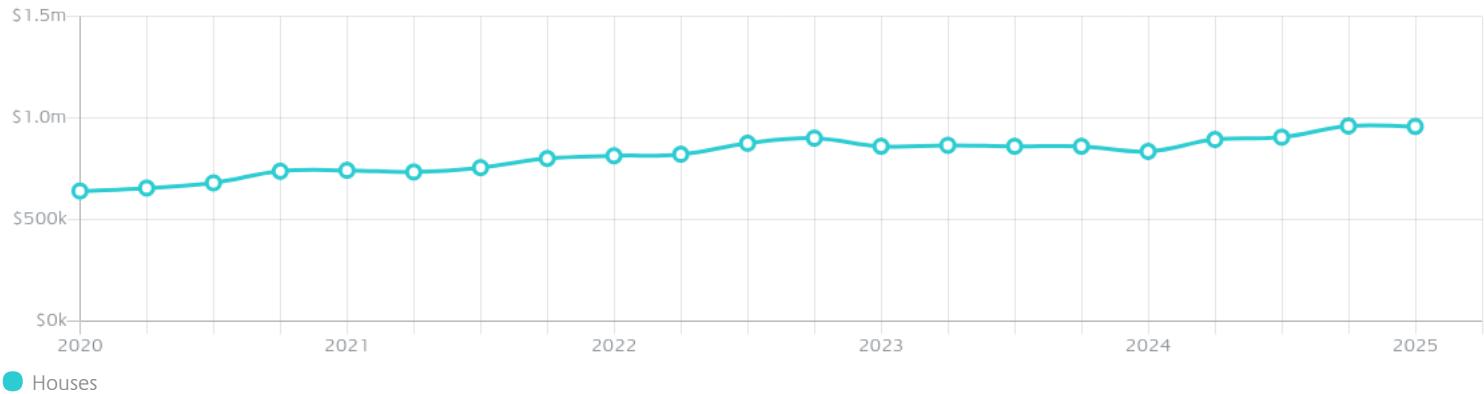
Median

\$958k

Quarterly Price Change


-0.26% ↓

Quarterly Price Change*



Surrounding Suburbs

Median House Sale Price*



Median Unit Sale Price*



Sales Snapshot

Sale Method^{*}



● Private 100%

Median Days on Market[^]

21 days

Average Hold Period^{*}

8.6 years

Insights

Dwelling Type[^]



● Houses 100% ● Units 0%

Ownership[^]



● Owned Outright 39% ● Mortgaged 55% ● Rented 6%

Population[^]

3,132

Median Asking Rent per week^{*}

\$450

Population Growth[^]

0

Rental Yield^{*}

3.58%

Median Age[^]













39 years

Median Household Size[^]













2.8 people

Sold Properties~













Discover a snapshot of the most recent results for this suburb, to view the full 12 months of sales history, please go to jellisraig.com.au/suburbinsights

| Address | Bedrooms | Type | Price | Sold |
|---|----------|-------|-------------|-------------|
|  335 Warburton Hwy Wandin North | 3 | House | \$755,000 | 17 Apr 2025 |
|  5 Stewart Av Wandin North | 3 | House | \$712,000 | 10 Apr 2025 |
|  328 Warburton Hwy Wandin North | 2 | House | \$720,000 | 13 Mar 2025 |
|  11 Park St Wandin North | 6 | House | \$1,345,000 | 08 Mar 2025 |
|  253 Warburton Hwy WANDIN NORTH | 3 | House | \$735,000 | 01 Mar 2025 |
|  9 Sartina Pl Wandin North | 5 | House | \$1,315,000 | 25 Feb 2025 |
|  5 Galera Ct Wandin North | 4 | House | \$920,000 | 20 Feb 2025 |
|  7 Victoria St Wandin North | 7 | House | \$2,050,000 | 11 Feb 2025 |
|  11 Mary Rd Wandin North | 5 | House | \$942,250 | 21 Dec 2024 |
|  12 Wanda Av WANDIN NORTH | 4 | House | \$573,333 | 20 Dec 2024 |
|  30 Connors Flat Rd Wandin North | 3 | House | \$730,000 | 10 Dec 2024 |
|  15 Edward Rd Wandin North | 4 | House | \$1,800,000 | 02 Dec 2024 |

Sold Properties~

| Address | Bedrooms | Type | Price | Sold |
|--|----------|-------|-------------|-------------|
|  18 John St WANDIN NORTH | 4 | House | \$865,000 | 29 Nov 2024 |
|  39 George St Wandin North | 5 | House | \$1,110,000 | 18 Nov 2024 |
|  9 Victory Av Wandin North | 5 | House | \$960,000 | 17 Oct 2024 |
|  5 Pignataro Ct Wandin North | 4 | House | \$980,000 | 15 Oct 2024 |
|  145 Quayle Rd WANDIN NORTH | 3 | House | \$1,630,000 | 26 Sep 2024 |
|  324 Warburton Hwy Wandin North | 4 | House | \$870,000 | 19 Sep 2024 |
|  17 Sirocco Ct Wandin North | 3 | House | \$910,000 | 07 Sep 2024 |
|  250 Warburton Hwy Wandin North | 3 | House | \$847,000 | 06 Sep 2024 |
|  31-33 Wellington Rd Wandin North | 4 | House | \$1,280,000 | 05 Sep 2024 |
|  6 Cormilio Dr Wandin North | 4 | House | \$1,640,000 | 03 Sep 2024 |
|  259 Warburton Hwy Wandin North | 3 | House | \$835,000 | 31 Aug 2024 |
|  2 Farrar Way Wandin North | 3 | House | \$785,000 | 29 Aug 2024 |

Sold Properties~

| Address | Bedrooms | Type | Price | Sold |
|--|----------|-------|-------------|-------------|
|  30 Tainton St WANDIN NORTH | 3 | House | \$705,000 | 29 Jul 2024 |
|  1/355 Clegg Rd Wandin North | 5 | House | \$931,000 | 26 Jul 2024 |
|  12 Wellington Rd Wandin North | 5 | House | \$1,200,000 | 24 Jul 2024 |
|  177 Bailey Rd Wandin North | 2 | House | \$1,070,000 | 22 Jul 2024 |
|  6 Morris Ct Wandin North | 6 | House | \$865,000 | 07 Jul 2024 |
|  22 Rodger Rd Wandin North | 7 | House | \$1,660,000 | 06 Jul 2024 |
|  4 Rue De Gare Wandin North | 3 | House | \$765,000 | 03 Jul 2024 |
|  42 Wellington Rd Wandin North | 4 | House | \$937,500 | 14 Jun 2024 |
|  15 Greenglades Ct Wandin North | 3 | House | \$717,000 | 05 Jun 2024 |
|  4 Darinda Av WANDIN NORTH | 4 | House | \$955,000 | 28 May 2024 |
|  70 De Lancey Rd Wandin North | 5 | House | \$1,750,000 | 22 May 2024 |
|  75 De Lancey Rd Wandin North | 7 | House | \$2,100,000 | 20 May 2024 |



jelliscraig.com.au

Data is current as of PDF generation date 01/05/2025

* Updated Quarterly for the past 12 months

^ Updated daily for the past quarter

~ Updated daily: 33 recent results.

This publication contains data, analytics, statistics and other information supplied by PROPERTYDATAONLINE PTY LTD (PropertyData). The data provided in this publication is of a general nature and should not be construed as specific advice or relied upon in lieu of appropriate professional advice.

PropertyData relies upon data supplied by third parties and while the data is checked and reviewed, PropertyData does not warrant the accuracy or completeness of the information to the full extent permitted by the law and excludes all loss or damage howsoever arising (including through negligence) in connection with the data supplied by PropertyData. The State of Victoria owns the copyright in the Property Sales Data and reproduction of that data in any way without the consent of the State of Victoria will constitute a breach of the Copyright Act 1968 (cth). The State of Victoria does not warrant the accuracy or completeness of the Property Sales Data and any person using or relying upon such information does so on the basis that the State of Victoria accepts no responsibility or liability whatsoever for any errors, faults, defects or omissions in the information supplied.