

Suburb Report

Know your neighbourhood.



Property Prices

Median House Price*

Median

\$1.26m

Quarterly Price Change

-2.24% ↓

Median Unit Price*


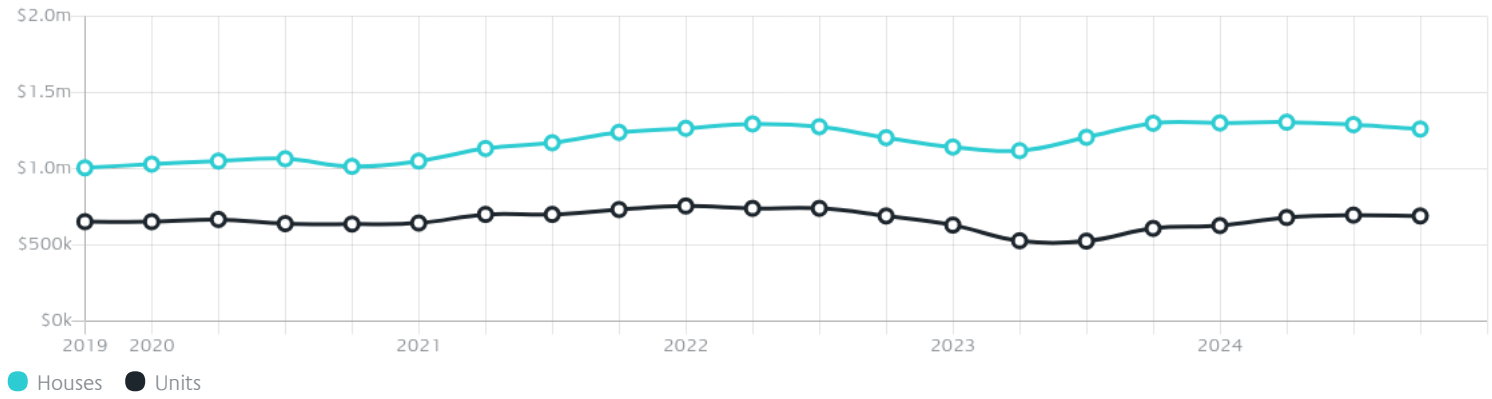
Median

\$690k

Quarterly Price Change

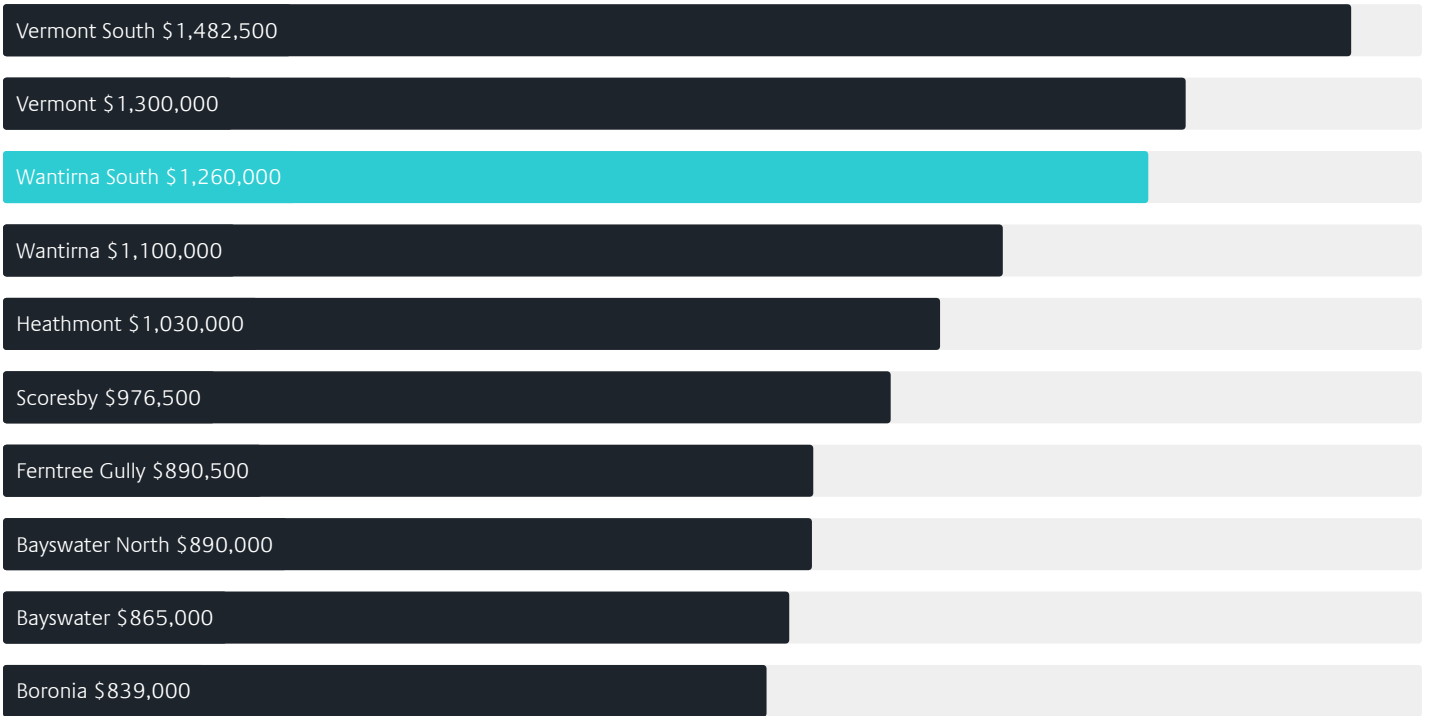
-0.79% ↓

Quarterly Price Change*

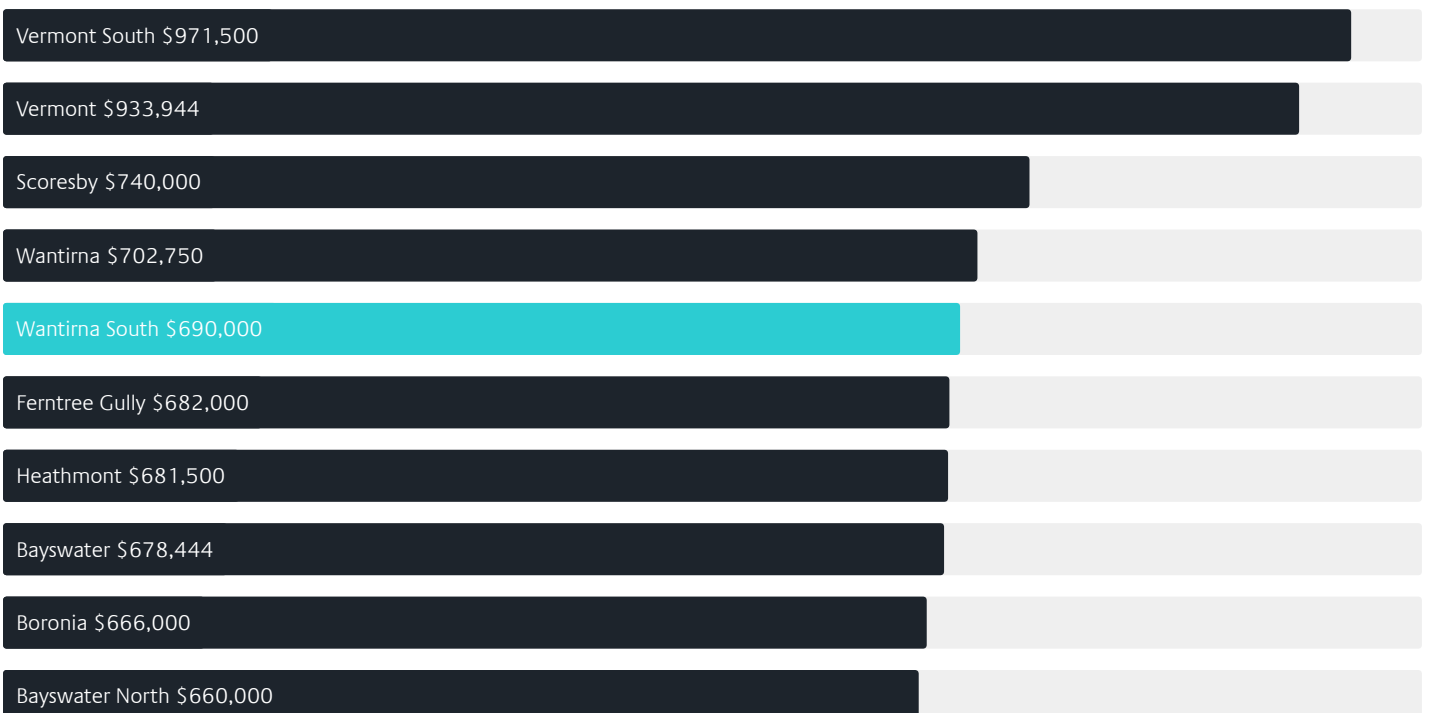


Surrounding Suburbs

Median House Sale Price*



Median Unit Sale Price*



Sales Snapshot

Sale Method*



● Auction 53%
● Private 47%

Auction Clearance Rate*

91.18%

Median Days on Market^

30 days

Average Hold Period*

8.3 years

Insights

Dwelling Type^



● Houses 78% ● Units 22%

Ownership^



● Owned Outright 40% ● Mortgaged 40% ● Rented 20%

Population^

20,754

Median Asking Rent per week*

\$640

Population Growth^

7.70%

Rental Yield*

2.55%

Median Age^













42 years

Median Household Size^













2.7 people

Sold Properties~













Discover a snapshot of the most recent results for this suburb, to view the full 12 months of sales history, please go to jellisicraig.com.au/suburbinsights

Address	Bedrooms	Type	Price	Sold
 606/400 Burwood Hwy Wantirna South	2	Apartment	\$470,000	28 Jan 2025
 1/66 Tate Av Wantirna South	3	House	\$780,000	25 Jan 2025
 20 Monastery Cl Wantirna South	5	House	\$1,222,000	25 Jan 2025
 12 Pinewood Dr Wantirna South	3	House	\$1,038,000	18 Jan 2025
 1/62 Fonteyn Dr Wantirna South	3	House	\$832,000	14 Jan 2025
 410/400 Burwood Hwy Wantirna South	1	Apartment	\$345,000	10 Jan 2025
 702/404 Burwood Hwy Wantirna South	2	Apartment	\$540,000	08 Jan 2025
 66 Sylphide Way Wantirna South	3	House	\$1,170,000	24 Dec 2024
 4/17 Pach Rd Wantirna South	2	Unit	\$730,000	17 Dec 2024
 4 Helsal Dr Wantirna South	4	House	\$1,063,000	17 Dec 2024
 413/1 Lynne Av Wantirna South	1	Apartment	\$380,000	16 Dec 2024
 47 Tyner Rd Wantirna South	3	House	\$1,010,000	14 Dec 2024

Sold Properties~

Address	Bedrooms	Type	Price	Sold
 2 Fromelles Ct Wantirna South	3	House	\$1,237,000	14 Dec 2024
 81 Wakley Cr Wantirna South	5	House	\$1,308,000	14 Dec 2024
 50 Ponsford Av WANTIRNA SOUTH	3	House	\$1,210,000	12 Dec 2024
 6 York Ct Wantirna South	3	House	\$990,000	11 Dec 2024
 10 Pach Rd Wantirna South	3	House	\$1,300,000	11 Dec 2024
 41 Verdant St Wantirna South	3	House	\$1,120,000	09 Dec 2024
 17 Brennan Dr Wantirna South	4	House	\$1,165,000	07 Dec 2024
 40 Parkedge Dr Wantirna South	4	House	\$1,560,000	07 Dec 2024
 7 Parfait Ct Wantirna South	4	House	\$1,060,800	06 Dec 2024
 1 Bent Ct Wantirna South	3	House	\$970,000	04 Dec 2024
 6 Lancelot Cl Wantirna South	4	House	\$1,270,000	03 Dec 2024
 28 Helpmann St Wantirna South	4	House	\$1,220,000	03 Dec 2024

Sold Properties~

Address	Bedrooms	Type	Price	Sold
 80 Renou Rd Wantirna South	4	House	\$1,342,000	30 Nov 2024
 111 Wallace Rd Wantirna South	4	House	\$1,300,000	30 Nov 2024
 13 Melanie Cl Wantirna South	3	House	\$1,180,000	28 Nov 2024
 2 Ponsford Av Wantirna South	4	House	\$1,160,000	28 Nov 2024
 2/23 Blind Creek La Wantirna South	4	Flat/Unit/Apartment	\$250,000	24 Nov 2024
 2 Endeavour Pl Wantirna South	4	House	\$1,380,500	23 Nov 2024
 23 Mockridge St Wantirna South	4	House	\$1,100,000	23 Nov 2024
 21 Matilda Av Wantirna South	3	House	\$1,235,000	23 Nov 2024
 35 Aisbett Av Wantirna South	3	House	\$1,000,000	22 Nov 2024
 14 Earls Ct Wantirna South	4	House	\$1,550,000	21 Nov 2024
 5 Cawley Ct Wantirna South	4	House	\$1,200,000	19 Nov 2024
 4 Apollo Ct WANTIRNA SOUTH	3	House	\$1,048,000	16 Nov 2024



Whitehorse Office
166 Whitehorse Road, Blackburn
03 9908 5700

jelliscraig.com.au

Data is current as of PDF generation date 01/02/2025

* Updated Quarterly for the past 12 months

^ Updated daily for the past quarter

~ Updated daily: 33 recent results.

This publication contains data, analytics, statistics and other information supplied by PROPERTYDATAONLINE PTY LTD (PropertyData). The data provided in this publication is of a general nature and should not be construed as specific advice or relied upon in lieu of appropriate professional advice.

PropertyData relies upon data supplied by third parties and while the data is checked and reviewed, PropertyData does not warrant the accuracy or completeness of the information to the full extent permitted by the law and excludes all loss or damage howsoever arising (including through negligence) in connection with the data supplied by PropertyData. The State of Victoria owns the copyright in the Property Sales Data and reproduction of that data in any way without the consent of the State of Victoria will constitute a breach of the Copyright Act 1968 (cth). The State of Victoria does not warrant the accuracy or completeness of the Property Sales Data and any person using or relying upon such information does so on the basis that the State of Victoria accepts no responsibility or liability whatsoever for any errors, faults, defects or omissions in the information supplied.