

Suburb Report

Know your neighbourhood.



Property Prices

Median House Price*

Median

\$1.25m

Quarterly Price Change

-0.79% ↓

Median Unit Price*


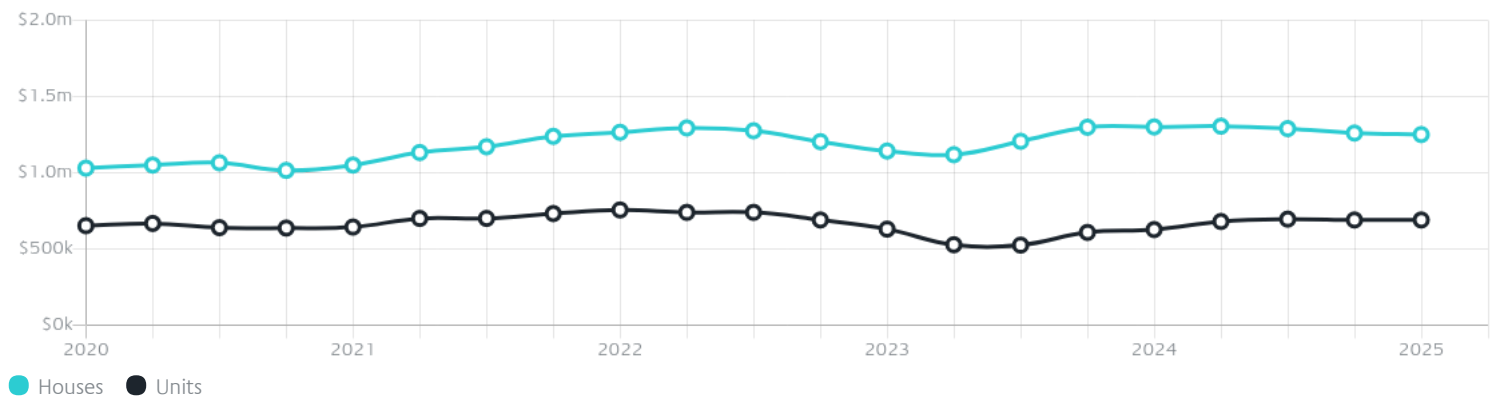
Median

\$690k

Quarterly Price Change

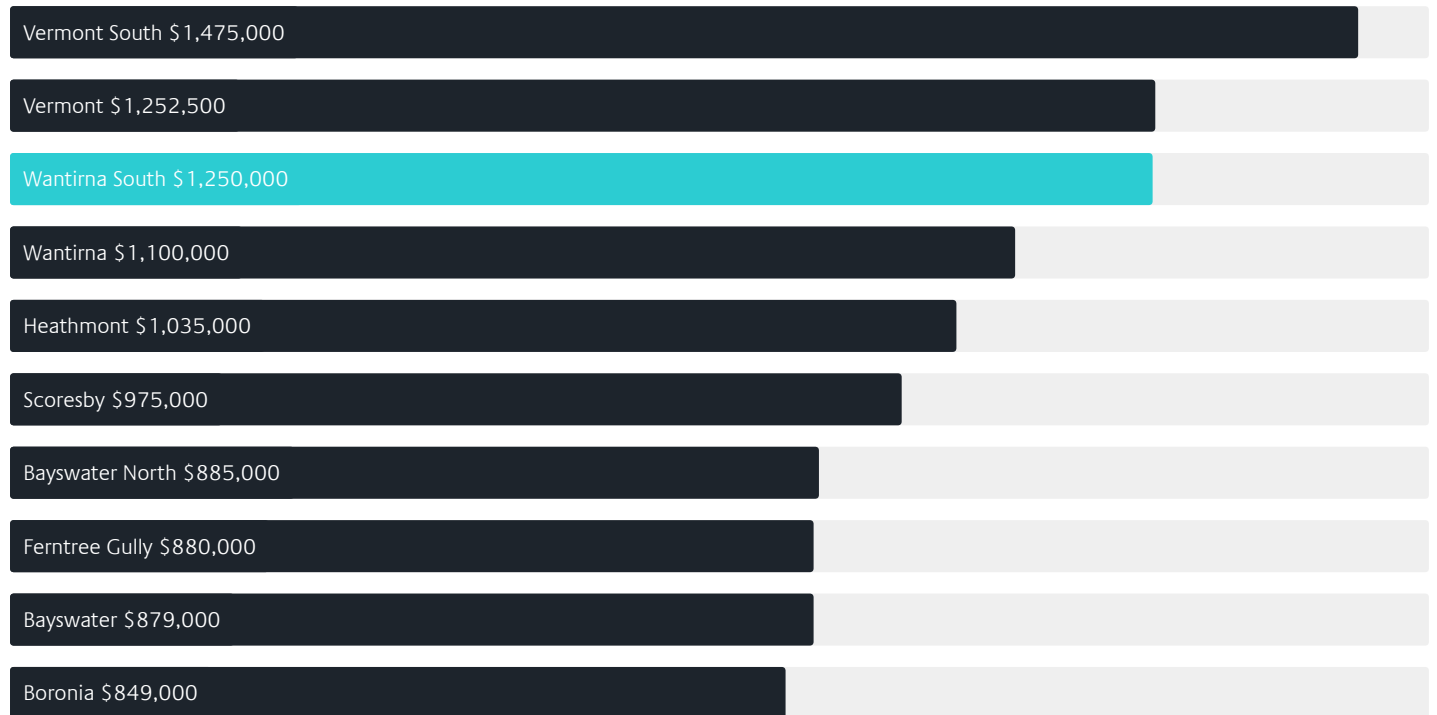
0.00% ↓

Quarterly Price Change*

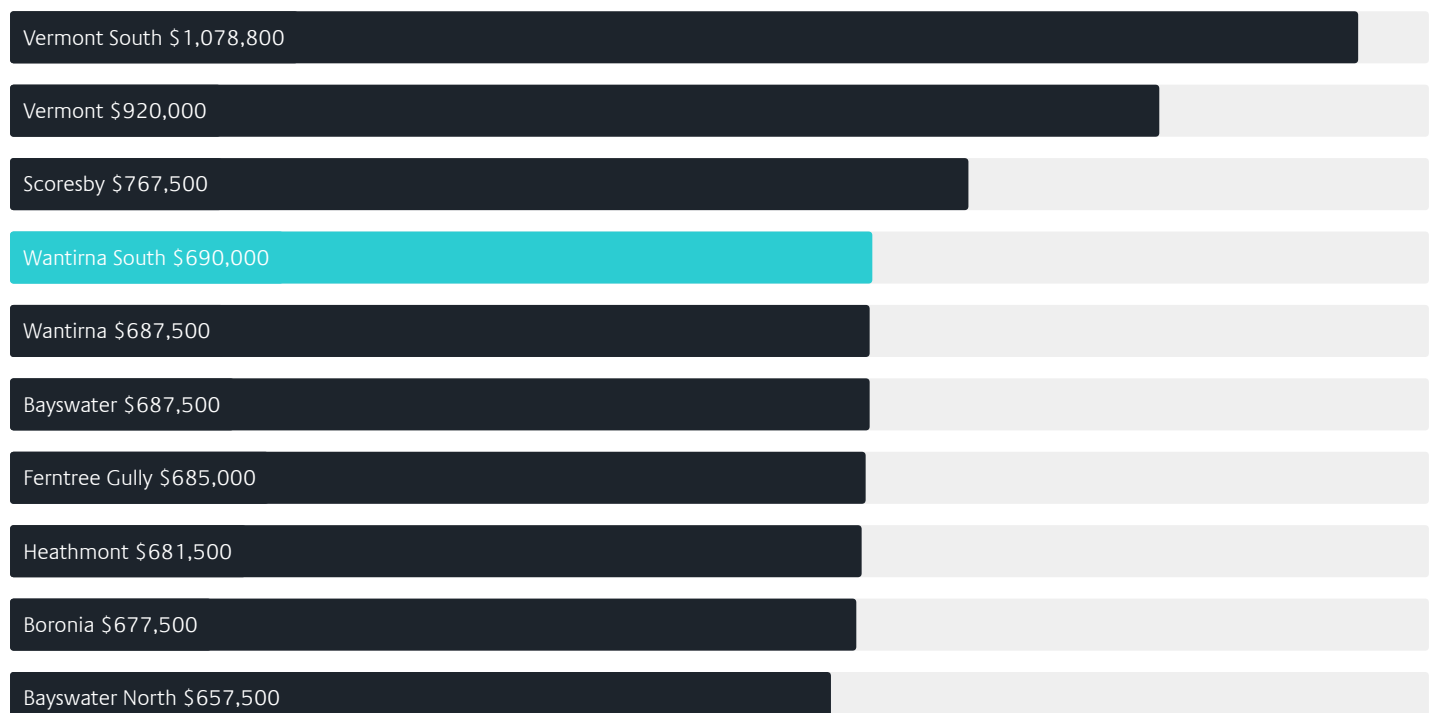


Surrounding Suburbs

Median House Sale Price*



Median Unit Sale Price*



Sales Snapshot

Sale Method*



● Auction 58%
● Private 42%

Auction Clearance Rate*

85.71%

Median Days on Market^

26 days

Average Hold Period*

8.3 years

Insights

Dwelling Type^



● Houses 78% ● Units 22%

Ownership^



● Owned Outright 40% ● Mortgaged 40% ● Rented 20%

Population^

20,754

Median Asking Rent per week*

\$650

Population Growth^

7.70%

Rental Yield*

2.55%

Median Age^












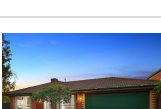
42 years

Median Household Size^













2.7 people

Sold Properties~













Discover a snapshot of the most recent results for this suburb, to view the full 12 months of sales history, please go to jellisraig.com.au/suburbinsights

Address	Bedrooms	Type	Price	Sold
 14 Maringa Cl WANTIRNA SOUTH	5	House	\$1,444,888	31 May 2025
 1 Gidgee Ct Wantirna South	4	House	\$1,180,000	26 May 2025
 27 Bloom Av Wantirna South	3	House	\$951,000	24 May 2025
 1 / 62 Tate Av Wantirna South	3	Unit	\$831,000	24 May 2025
 32 Coleman Rd Wantirna South	3	House	\$1,027,000	24 May 2025
 3 Russ Ct Wantirna South	4	House	\$1,415,000	22 May 2025
 25 Lewis Rd Wantirna South	3	House	\$799,000	22 May 2025
 5 Loxton Av Wantirna South	4	House	\$1,335,000	21 May 2025
 9 Picking Ct Wantirna South	4	House	\$1,568,000	21 May 2025
 10 Bromage Ct Wantirna South	4	House	\$1,380,000	20 May 2025
 5 Birralelee St Wantirna South	3	House	\$1,100,000	15 May 2025
 3 / 15 Cynthia Ct Wantirna South	3	Unit	\$872,500	14 May 2025

Sold Properties~

Address	Bedrooms	Type	Price	Sold
 306/400 Burwood Hwy Wantirna South	2	Apartment	\$515,000	12 May 2025
 5 Alexis Ct Wantirna South	5	House	\$1,830,000	10 May 2025
 7 Riverpark Dr Wantirna South	6	House	\$1,605,000	08 May 2025
 10 Flora Gr Wantirna South	3	House	\$831,000	08 May 2025
 13 Jade Ct Wantirna South	6	House	\$1,700,000	08 May 2025
 1/9 Berkley St Wantirna South	3	Unit	\$810,000	06 May 2025
 45 Eminence Way Wantirna South	4	House	\$1,354,000	03 May 2025
 28 Wolf St Wantirna South	4	House	\$1,225,000	30 Apr 2025
 62 Lewis Rd Wantirna South	3	House	\$790,000	26 Apr 2025
 35 Gateshead Dr Wantirna South	4	House	\$1,186,000	26 Apr 2025
 1/4 Tate Av Wantirna South	3	Unit	\$870,000	22 Apr 2025
 108/436 Stud Rd Wantirna South	2	Apartment	\$430,000	18 Apr 2025

Sold Properties~

Address	Bedrooms	Type	Price	Sold
 150 Wallace Rd Wantirna South	3	House	\$1,050,000	16 Apr 2025
 52 Viewmont St Wantirna South	3	House	\$1,100,000	16 Apr 2025
 22 Sylphide Way Wantirna South	3	House	\$1,161,000	15 Apr 2025
 20 Paul Av Wantirna South	3	House	\$955,000	14 Apr 2025
 12 Witken Av Wantirna South	4	House	\$1,147,000	12 Apr 2025
 8/19 Sovereign Pl Wantirna South	3	Townhouse	\$820,000	12 Apr 2025
 46 Coleman Rd Wantirna South	3	House	\$1,125,000	12 Apr 2025
 13 Oberon Ct Wantirna South	3	House	\$1,488,000	12 Apr 2025
 9 Pentlowe Rd WANTIRNA SOUTH	3	House	\$970,000	09 Apr 2025
 22 Wakley Cr Wantirna South	5	House	\$1,735,000	09 Apr 2025
 47 Gateshead Dr Wantirna South	4	House	\$1,285,000	08 Apr 2025
 116 Fraser Cr Wantirna South	4	House	\$1,371,000	05 Apr 2025



Whitehorse Office
166 Whitehorse Road, Blackburn
03 9908 5700

jelliscraig.com.au

Data is current as of PDF generation date 01/06/2025

* Updated Quarterly for the past 12 months

^ Updated daily for the past quarter

~ Updated daily: 33 recent results.

This publication contains data, analytics, statistics and other information supplied by PROPERTYDATAONLINE PTY LTD (PropertyData). The data provided in this publication is of a general nature and should not be construed as specific advice or relied upon in lieu of appropriate professional advice.

PropertyData relies upon data supplied by third parties and while the data is checked and reviewed, PropertyData does not warrant the accuracy or completeness of the information to the full extent permitted by the law and excludes all loss or damage howsoever arising (including through negligence) in connection with the data supplied by PropertyData. The State of Victoria owns the copyright in the Property Sales Data and reproduction of that data in any way without the consent of the State of Victoria will constitute a breach of the Copyright Act 1968 (cth). The State of Victoria does not warrant the accuracy or completeness of the Property Sales Data and any person using or relying upon such information does so on the basis that the State of Victoria accepts no responsibility or liability whatsoever for any errors, faults, defects or omissions in the information supplied.