

JellisCraig

WENDOUREE

Suburb Report

Know your neighbourhood.



WENDOUREE SUBURB REPORT

Median House Price*

Median

\$440k

Quarterly Price Change

2.32% ↑

Median Unit Price*

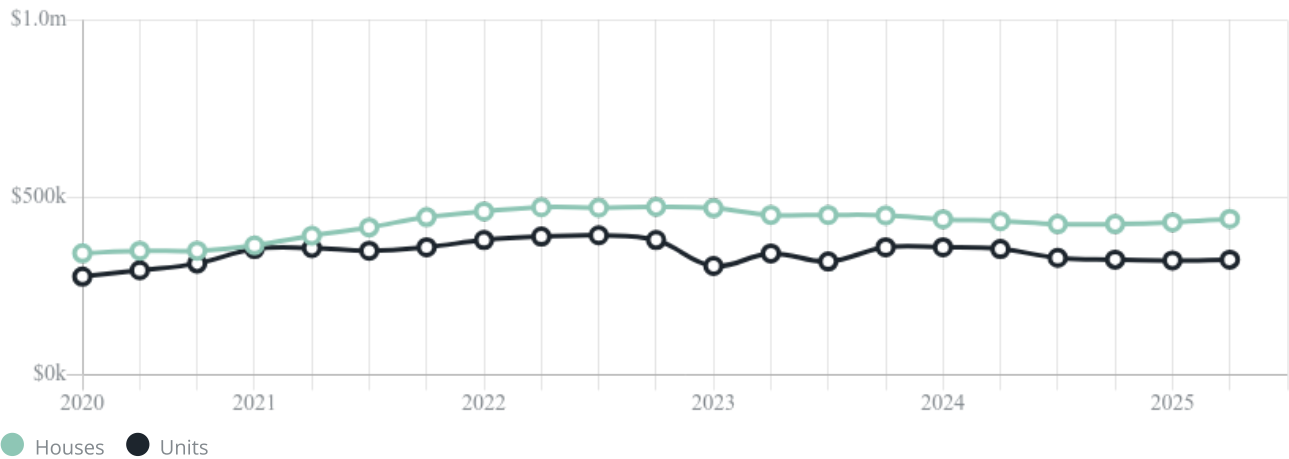
Median

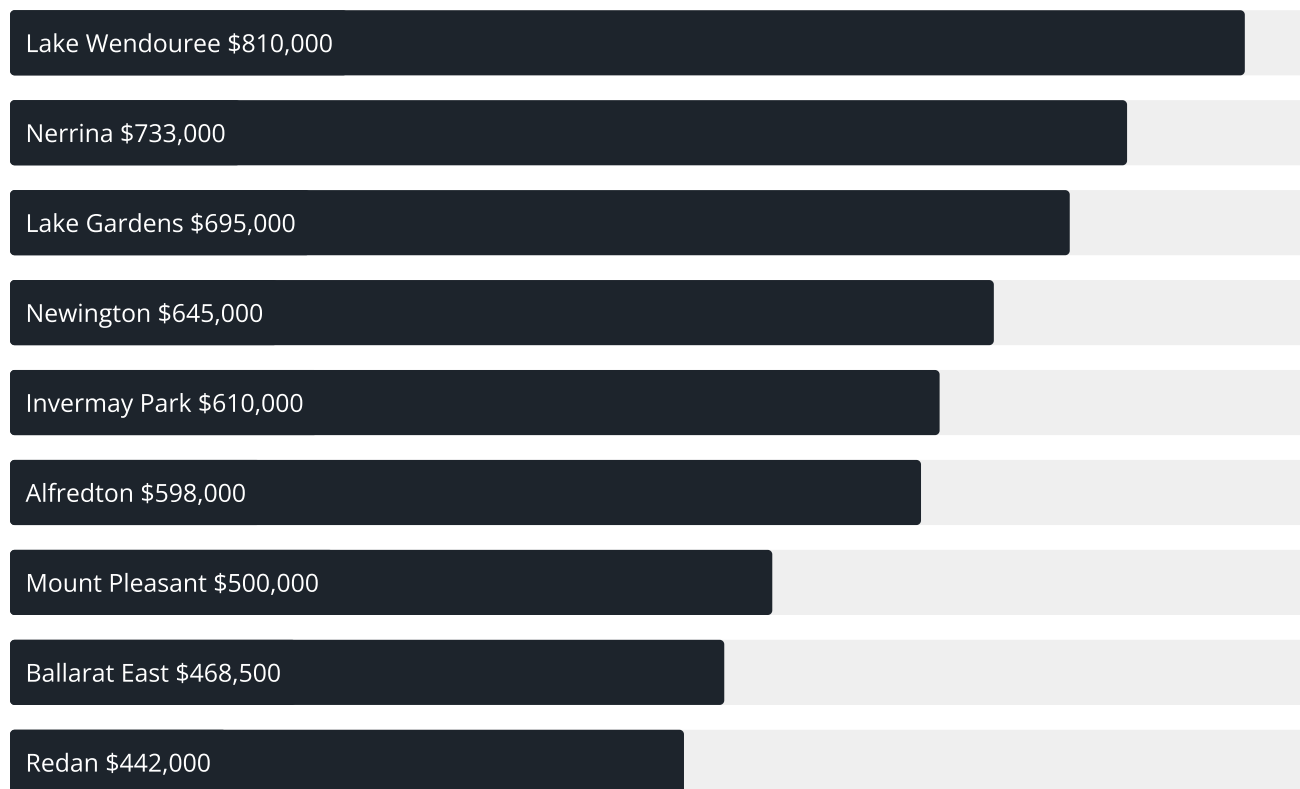
\$325k

Quarterly Price Change

0.77% ↑

Quarterly Price Change*



Median House Sale Price^{*}Median Unit Sale Price^{*}

WENDOUREE SUBURB REPORT

Sale Method^{*}

● Auction 2%

● Private 98%

Auction Clearance Rate^{*}

100%

Median Days on Market[^]

30 days

Average Hold Period^{*}

7.2 years

Dwelling Type[^]

● Houses 80%

● Units 20%

Ownership[^]

● Owned Outright 37%

● Mortgaged 23%

● Rented 40%

Population[^]

10,376

Median Asking Rent per week^{*}

\$385

Population Growth[^]

-0.66%

Rental Yield^{*}

4.66%

Median Age[^]











42 years

Median Household Size[^]











2.1 people

WENDOUREE SUBURB REPORT











Discover a snapshot of the most recent results for this suburb, to view the full 12 months of sales history, please go to jellisraig.com.au/suburbinsights

Address	Bedrooms	Type	Price	Sold
 7/1110 Howitt St Wendouree	1	Unit	\$270,000	27 Aug 2025
 33 Grammar St Wendouree	2	House	\$476,000	26 Aug 2025
 7 Alexander Av Wendouree	2	House	\$400,000	25 Aug 2025
 1 Paragon Ct Wendouree	4	House	\$562,000	22 Aug 2025
 2/2 Symons St Wendouree	2	Unit	\$400,000	21 Aug 2025
 202 Learmonth Rd Wendouree	3	House	\$464,000	20 Aug 2025
 11 Huntington St Wendouree	3	House	\$535,000	16 Aug 2025
 3/7 Glasgow St Wendouree	2	Unit	\$300,000	15 Aug 2025
 6/395 Forest St Wendouree	2	Townhouse	\$440,000	15 Aug 2025
 11 Cambridge St Wendouree	5	House	\$538,000	13 Aug 2025

WENDOUREE SUBURB REPORT

Address	Bedrooms	Type	Price	Sold
 9 Pauls Cr Wendouree	3	House	\$440,000	12 Aug 2025
 20 Cambridge St Wendouree	3	House	\$590,000	11 Aug 2025
 2 Eton St Wendouree	4	House	\$455,000	09 Aug 2025
 7 Edgar St Wendouree	3	House	\$457,500	08 Aug 2025
 88 Grandview Gr Wendouree	3	House	\$480,000	07 Aug 2025
 8 Iris Av Wendouree	2	House	\$431,500	05 Aug 2025
 75 McNulty Dr Wendouree	3	House	\$460,000	05 Aug 2025
 4/1108 Howitt St Wendouree	2	House	\$310,000	04 Aug 2025
 5/2 Evelyn St Wendouree	1	Unit	\$296,500	01 Aug 2025
 1220 Grevillea Rd WENDOUREE	3	House	\$365,000	01 Aug 2025

WENDOUREE SUBURB REPORT

Address	Bedrooms	Type	Price	Sold
 1116 Norman St Wendouree	3	House	\$480,000	31 Jul 2025
 13 Hamlet St Wendouree	3	House	\$480,000	30 Jul 2025
 6 Cornwall St Wendouree	3	House	\$550,000	29 Jul 2025
 11 Shelley St Wendouree	3	House	\$530,000	29 Jul 2025
 19 Ivanhoe St Wendouree	3	House	\$480,000	23 Jul 2025
 19 Oxford St Wendouree	3	House	\$510,000	23 Jul 2025
 2/12 Yvonne St WENDOUREE	2	Flat/Unit/Apartment	\$420,000	21 Jul 2025
 2/4 Marie Cr Wendouree	1	Unit	\$255,000	18 Jul 2025
 3/2 Evelyn St Wendouree	2	Flat/Unit/Apartment	\$280,000	18 Jul 2025
 12 Brighton Ct Wendouree	2	House	\$565,000	16 Jul 2025



Ballarat Office
1211 Sturt Street, Ballarat
03 5329 2500

jellisraig.com.au

Data is current as of PDF generation date 01/09/2025

* Updated Quarterly for the past 12 months

^ Updated daily for the past quarter

~ Updated daily: 33 recent results.

This publication contains data, analytics, statistics and other information supplied by PROPERTYDATAONLINE PTY LTD (PropertyData). The data provided in this publication is of a general nature and should not be construed as specific advice or relied upon in lieu of appropriate professional advice.

PropertyData relies upon data supplied by third parties and while the data is checked and reviewed, PropertyData does not warrant the accuracy or completeness of the information to the full extent permitted by the law and excludes all loss or damage howsoever arising (including through negligence) in connection with the data supplied by PropertyData. The State of Victoria owns the copyright in the Property Sales Data and reproduction of that data in any way without the consent of the State of Victoria will constitute a breach of the Copyright Act 1968 (cth). The State of Victoria does not warrant the accuracy or completeness of the Property Sales Data and any person using or relying upon such information does so on the basis that the State of Victoria accepts no responsibility or liability whatsoever for any errors, faults, defects or omissions in the information supplied.