

Suburb Report

Know your neighbourhood.



Property Prices

Median House Price*

Median

\$1.40m

Quarterly Price Change

-5.84% ↓

Median Unit Price*

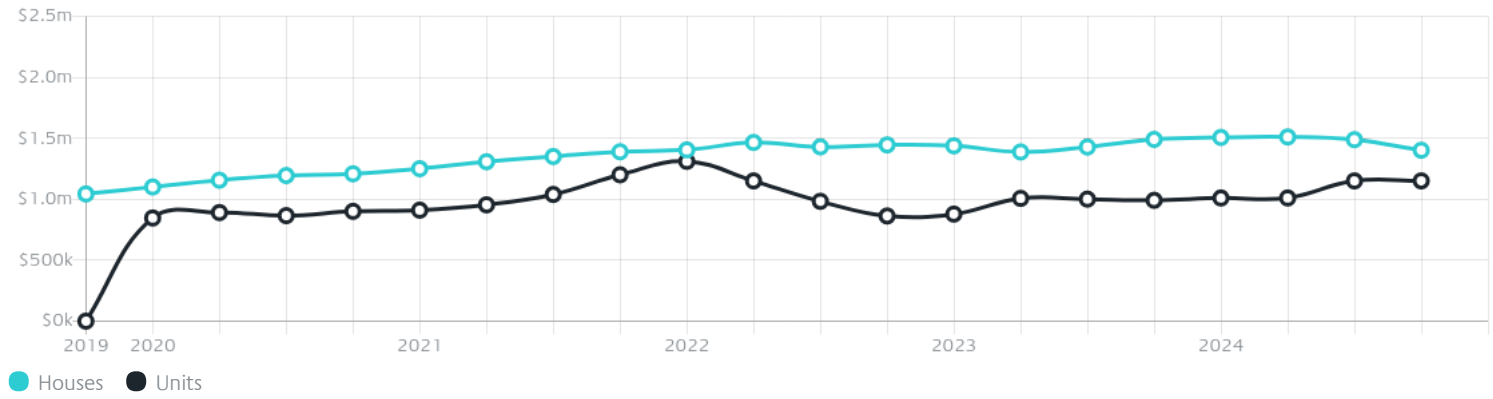
Median

\$1.15m

Quarterly Price Change

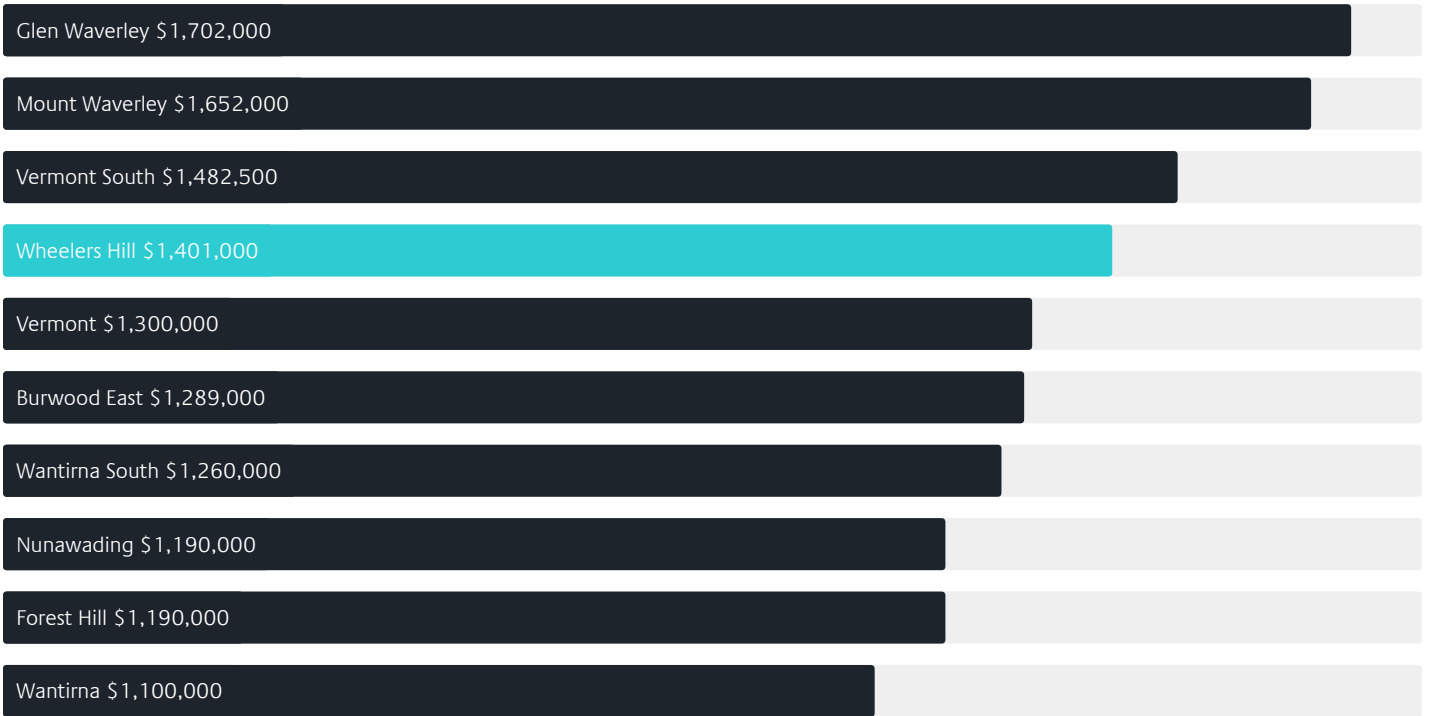
0.00% ↓

Quarterly Price Change*

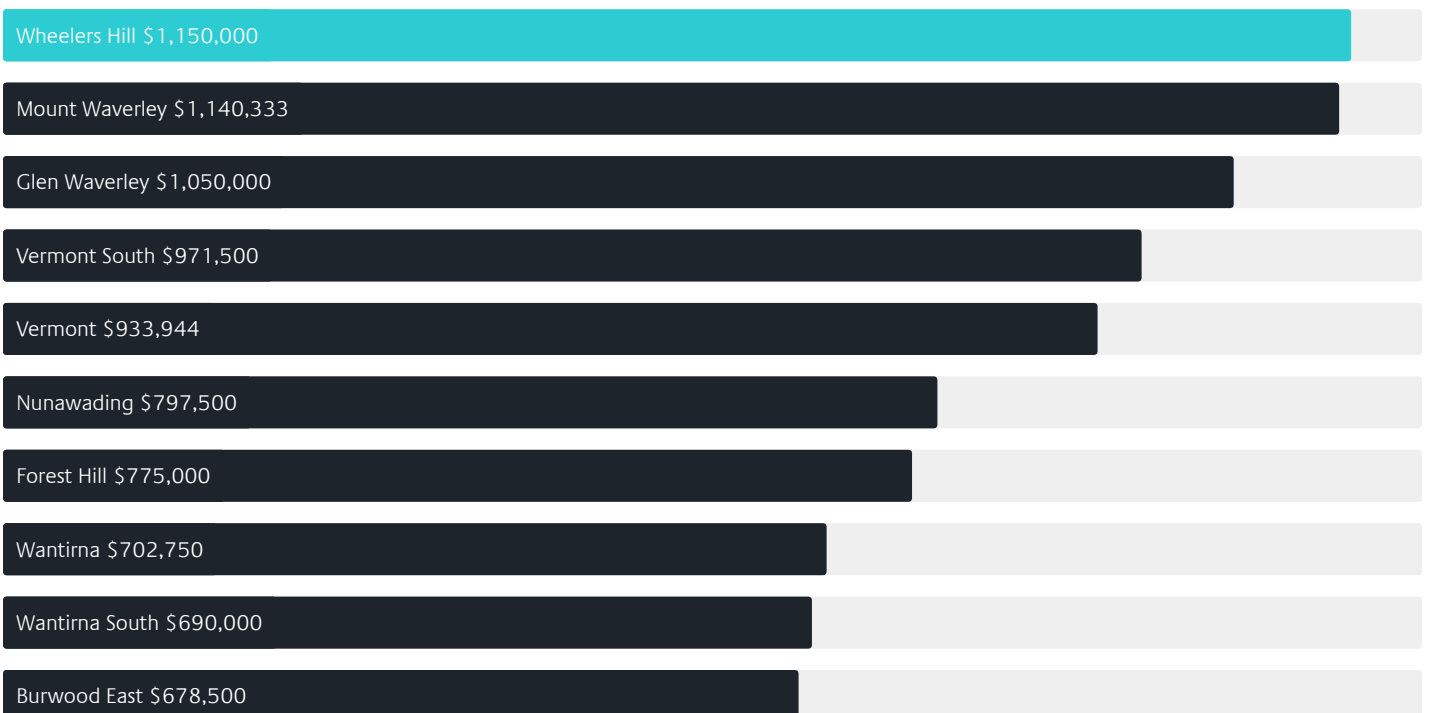


Surrounding Suburbs

Median House Sale Price*



Median Unit Sale Price*



Sales Snapshot

Sale Method*



● Auction 96%
● Private 4%

Auction Clearance Rate*

72.73%

Median Days on Market^

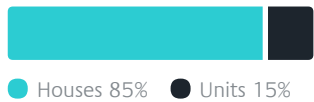
28 days

Average Hold Period*

9.8 years

Insights

Dwelling Type^



● Houses 85% ● Units 15%

Ownership^



● Owned Outright 54% ● Mortgaged 34% ● Rented 12%

Population^

20,652

Median Asking Rent per week*

\$698

Population Growth^

4.55%

Rental Yield*

2.33%

Median Age^













48 years

Median Household Size^













2.7 people

Sold Properties~













Discover a snapshot of the most recent results for this suburb, to view the full 12 months of sales history, please go to jellisicraig.com.au/suburbinsights

Address	Bedrooms	Type	Price	Sold
 326 Lum Rd Wheelers Hill	3	House	\$1,158,000	29 Dec 2024
 108 Mary Av Wheelers Hill	4	House	\$1,442,000	14 Dec 2024
 8 Hillgrove Cl Wheelers Hill	3	House	\$1,370,000	14 Dec 2024
 22 Phoenix Dr Wheelers Hill	5	House	\$1,185,500	14 Dec 2024
 4-5 Orli Ct Wheelers Hill	5	House	\$1,600,000	13 Dec 2024
 57 Threadbow Cr Wheelers Hill	3	House	\$1,240,000	12 Dec 2024
 34 Xavier Dr Wheelers Hill	4	House	\$1,200,000	07 Dec 2024
 16 Walden Av Wheelers Hill	4	House	\$1,530,000	07 Dec 2024
 263 Lum Rd WHEELERS HILL	4	House	\$1,210,000	30 Nov 2024
 8 Glencroft Tce Wheelers Hill	4	House	\$1,600,000	30 Nov 2024
 7 Ronston Ct Wheelers Hill	4	House	\$1,535,000	30 Nov 2024
 40 Kenross Dr Wheelers Hill	4	House	\$1,568,500	24 Nov 2024

Sold Properties~

Address	Bedrooms	Type	Price	Sold
 1 Kenross Dr Wheeler's Hill	4	House	\$1,507,000	23 Nov 2024
 14 Mill Ct Wheeler's Hill	4	House	\$1,539,000	23 Nov 2024
 5 Jacaranda Rd Wheeler's Hill	4	House	\$1,302,000	23 Nov 2024
 4 Sundowner Ct Wheeler's Hill	3	House	\$1,365,000	23 Nov 2024
 271 Brandon Park Dr Wheeler's Hill	5	House	\$1,300,000	09 Nov 2024
 23 Mackellar Av Wheeler's Hill	5	House	\$2,602,000	09 Nov 2024
 20 Highwood Dr Wheeler's Hill	4	House	\$1,352,000	09 Nov 2024
 4 Rostella Ct Wheeler's Hill	5	House	\$1,340,000	09 Nov 2024
 45 Ninevah Cr Wheeler's Hill	4	House	\$1,165,000	09 Nov 2024
 8a Redfield Ct WHEELERS HILL	3	Townhouse	\$880,000	06 Nov 2024
 14 Regina St Wheeler's Hill	5	House	\$1,400,000	05 Nov 2024
 25 Rata St Wheeler's Hill	4	House	\$1,358,501	02 Nov 2024

Sold Properties~

Address	Bedrooms	Type	Price	Sold
 115 Strada Cr Wheelers Hill	3	House	\$1,180,000	31 Oct 2024
 2 The Glade Wheelers Hill	4	House	\$1,388,888	29 Oct 2024
 4 Heysham Dr Wheelers Hill	4	House	\$1,642,000	26 Oct 2024
 20 Ajax Dr Wheelers Hill	5	House	\$3,600,000	25 Oct 2024
 69 Strada Cr Wheelers Hill	4	House	\$1,245,000	22 Oct 2024
 42 Brandon Park Dr Wheelers Hill	3	House	\$1,188,000	19 Oct 2024
 8 Buxton Ct Wheelers Hill	5	House	\$2,218,888	19 Oct 2024
 124 Lum Rd Wheelers Hill	6	House	\$1,891,000	19 Oct 2024
 17 Entally Dr Wheelers Hill	6	House	\$1,650,000	12 Oct 2024
 135 Whites La Wheelers Hill	4	House	\$1,470,000	12 Oct 2024
 23 Oak Tce Wheelers Hill	3	House	\$815,000	09 Oct 2024
 6 Oakbank Ct Wheelers Hill	3	House	\$1,215,000	06 Oct 2024



Monash Office
280 Stephensons Road, Mount Waverley
03 8849 8088

jelliscraig.com.au

Data is current as of PDF generation date 20/01/2025

* Updated Quarterly for the past 12 months

^ Updated daily for the past quarter

~ Updated daily: 33 recent results.

This publication contains data, analytics, statistics and other information supplied by PROPERTYDATAONLINE PTY LTD (PropertyData). The data provided in this publication is of a general nature and should not be construed as specific advice or relied upon in lieu of appropriate professional advice.

PropertyData relies upon data supplied by third parties and while the data is checked and reviewed, PropertyData does not warrant the accuracy or completeness of the information to the full extent permitted by the law and excludes all loss or damage howsoever arising (including through negligence) in connection with the data supplied by PropertyData. The State of Victoria owns the copyright in the Property Sales Data and reproduction of that data in any way without the consent of the State of Victoria will constitute a breach of the Copyright Act 1968 (cth). The State of Victoria does not warrant the accuracy or completeness of the Property Sales Data and any person using or relying upon such information does so on the basis that the State of Victoria accepts no responsibility or liability whatsoever for any errors, faults, defects or omissions in the information supplied.