

Suburb Report

Know your neighbourhood.



Property Prices

Median House Price*

Median

\$1.40m

Quarterly Price Change

0.00% ↓

Median Unit Price*

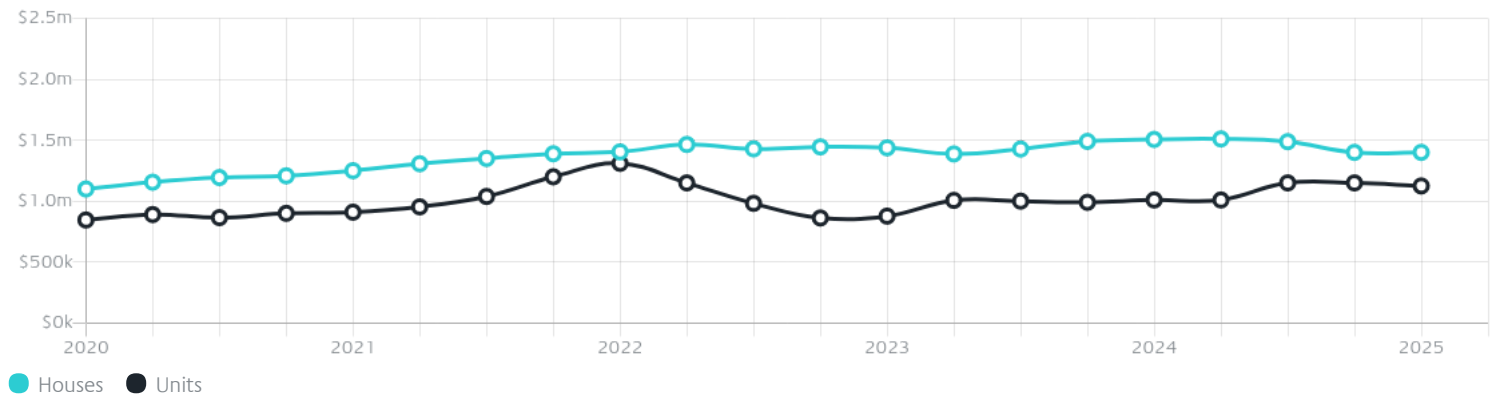
Median

\$1.13m

Quarterly Price Change

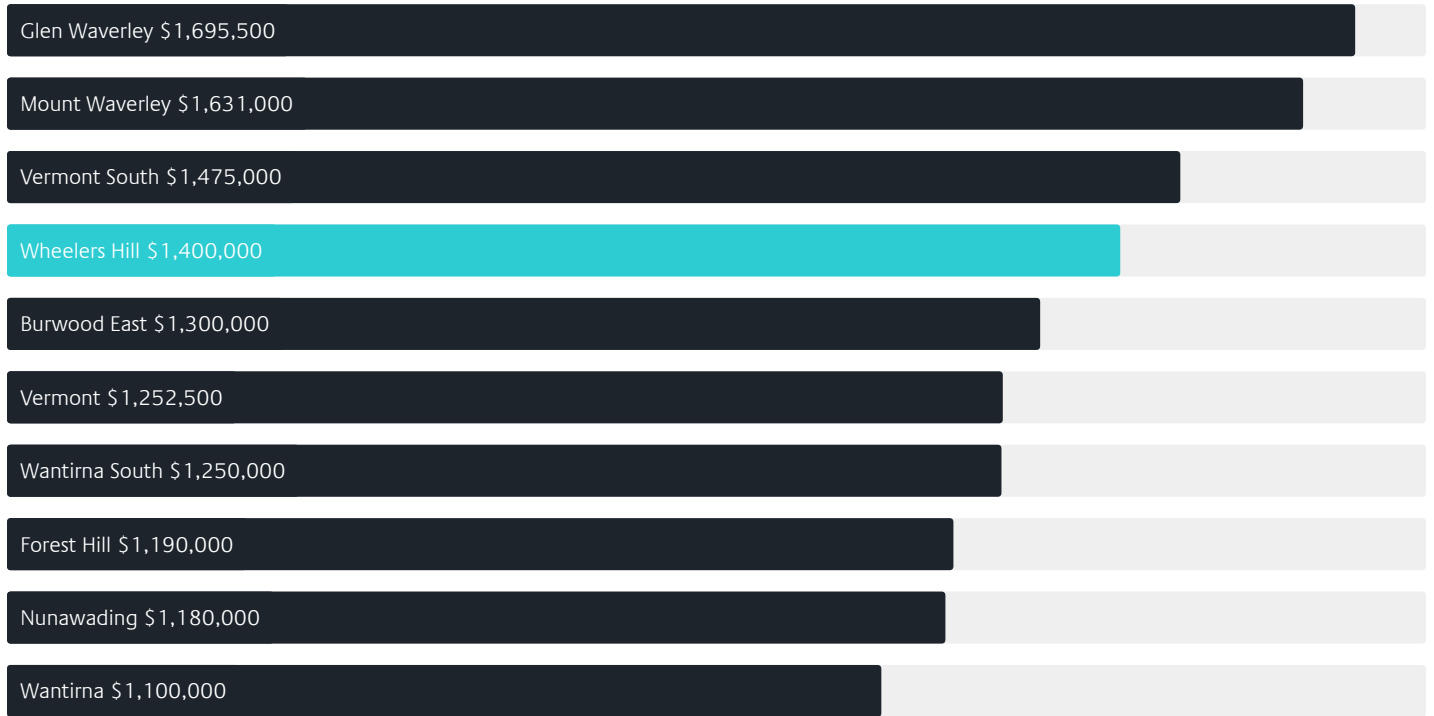
-2.17% ↓

Quarterly Price Change*

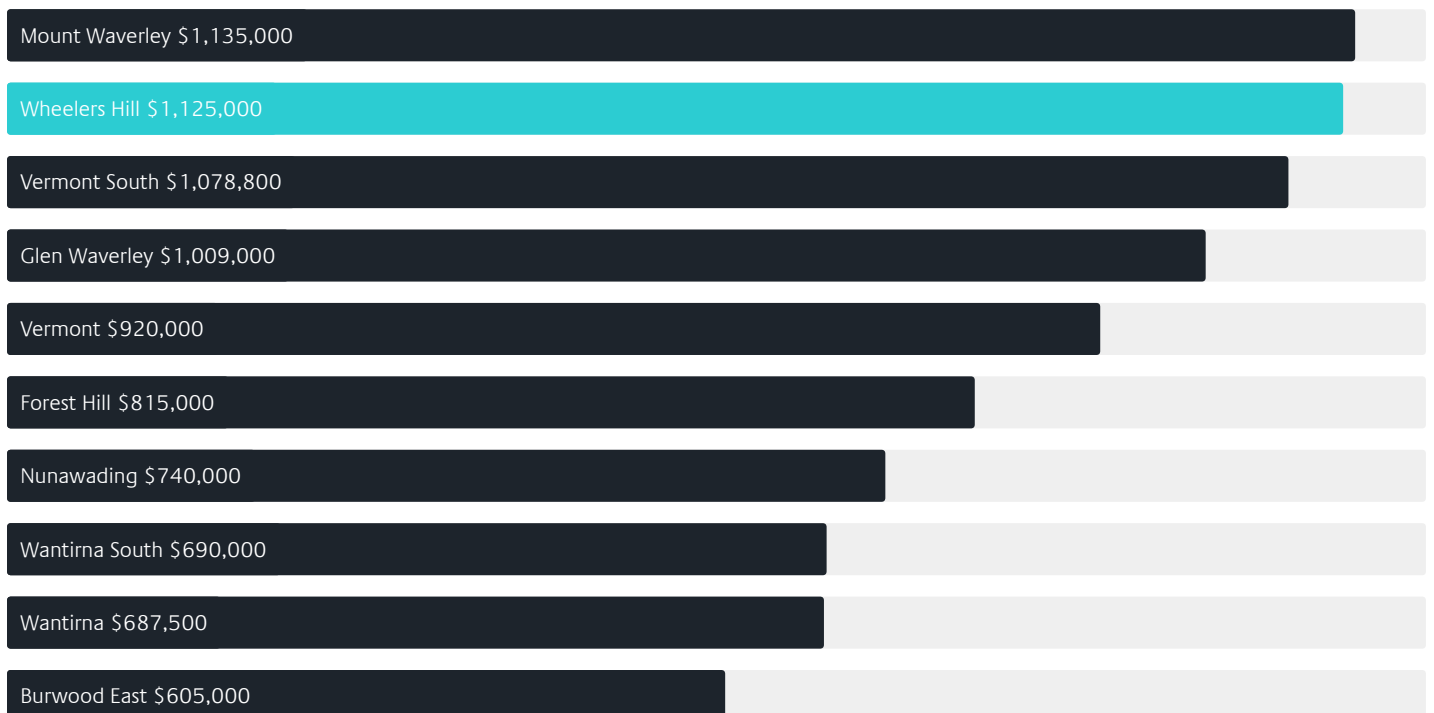


Surrounding Suburbs

Median House Sale Price*



Median Unit Sale Price*



Sales Snapshot

Sale Method*



● Auction 72%
● Private 28%

Auction Clearance Rate*

97.87%

Median Days on Market^

28 days

Average Hold Period*

9.8 years

Insights

Dwelling Type^



● Houses 85% ● Units 15%

Ownership^



● Owned Outright 54% ● Mortgaged 34% ● Rented 12%

Population^

20,652

Median Asking Rent per week*

\$700

Population Growth^

4.55%

Rental Yield*

2.33%

Median Age^













48 years

Median Household Size^













2.7 people

Sold Properties~













Discover a snapshot of the most recent results for this suburb, to view the full 12 months of sales history, please go to jellisraig.com.au/suburbinsights

Address	Bedrooms	Type	Price	Sold
 945 Ferntree Gully Rd Wheelers Hill	4	House	\$1,385,000	28 Jun 2025
 1 / 187 Jells Rd Wheelers Hill	2	Unit	\$813,000	28 Jun 2025
 12 Alumnus Ct Wheelers Hill	4	House	\$1,230,000	28 Jun 2025
 11 Heysham Dr Wheelers Hill	5	House	\$1,938,000	25 Jun 2025
 16 Kooringa Cr Wheelers Hill	4	House	\$1,288,888	24 Jun 2025
 16 Regina St Wheelers Hill	3	House	\$1,310,016	16 Jun 2025
 10 Xavier Dr Wheelers Hill	4	House	\$1,405,000	14 Jun 2025
 28 Meadowbrook Dr Wheelers Hill	4	House	\$1,285,000	14 Jun 2025
 6 Alex Av Wheelers Hill	4	House	\$1,306,000	14 Jun 2025
 3 Yardley Dr Wheelers Hill	4	House	\$1,760,000	07 Jun 2025
 98 View Mount Rd Wheelers Hill	4	House	\$1,446,000	07 Jun 2025
 18 Homestead Dr Wheelers Hill	5	House	\$1,700,000	07 Jun 2025

Sold Properties~

Address	Bedrooms	Type	Price	Sold
 14 Radleigh Dr Wheelers Hill	4	House	\$1,446,000	07 Jun 2025
 5 Feathertop Rise Wheelers Hill	4	House	\$1,850,000	05 Jun 2025
 39 Ninevah Cr Wheelers Hill	3	House	\$1,081,000	31 May 2025
 32 Strickland Dr Wheelers Hill	4	House	\$1,790,000	26 May 2025
 930 Waverley Rd Wheelers Hill	4	House	\$2,500,000	26 May 2025
 26 Radleigh Dr Wheelers Hill	4	House	\$1,326,000	24 May 2025
 4 Ajax Dr Wheelers Hill	3	House	\$2,028,500	24 May 2025
 81 Columbia Dr Wheelers Hill	2	House	\$825,000	24 May 2025
 5 The Gla Wheelers Hill	5	House	\$1,606,000	22 May 2025
 25 Cootamundra Dr Wheelers Hill	4	House	\$1,292,000	22 May 2025
 5 The Glade Wheelers Hill	5	House	\$1,606,000	22 May 2025
 58 Alex Av Wheelers Hill	4	House	\$1,485,000	22 May 2025

Sold Properties~

Address	Bedrooms	Type	Price	Sold
 3 Patrick Ct Wheelers Hill	4	House	\$1,667,000	17 May 2025
 1 Irene Ct Wheelers Hill	4	House	\$1,756,000	17 May 2025
 4 Gainsborough Av Wheelers Hill	5	House	\$1,385,000	10 May 2025
 7 Goldfield Ct Wheelers Hill	3	House	\$1,415,000	09 May 2025
 64 View Mount Rd Wheelers Hill	4	House	\$1,565,000	03 May 2025
 25 Tanya Pl Wheelers Hill	4	House	\$1,860,000	03 May 2025
 6 Austral Ct Wheelers Hill	4	House	\$1,130,000	28 Apr 2025
 13 Highwood Dr Wheelers Hill	4	House	\$1,400,000	28 Apr 2025
 1 / 13 Oakbank Ct Wheelers Hill	3	Flat/Unit/Apartment	\$768,000	19 Apr 2025
 938 Waverley Rd Wheelers Hill	6	House	\$1,880,000	17 Apr 2025
 5 Karjen Pl Wheelers Hill	3	House	\$1,486,000	13 Apr 2025
 3 Pineview Cl Wheelers Hill	4	House	\$1,388,500	12 Apr 2025



jelliscraig.com.au

Data is current as of PDF generation date 01/07/2025

* Updated Quarterly for the past 12 months

^ Updated daily for the past quarter

~ Updated daily: 33 recent results.

This publication contains data, analytics, statistics and other information supplied by PROPERTYDATAONLINE PTY LTD (PropertyData). The data provided in this publication is of a general nature and should not be construed as specific advice or relied upon in lieu of appropriate professional advice.

PropertyData relies upon data supplied by third parties and while the data is checked and reviewed, PropertyData does not warrant the accuracy or completeness of the information to the full extent permitted by the law and excludes all loss or damage howsoever arising (including through negligence) in connection with the data supplied by PropertyData. The State of Victoria owns the copyright in the Property Sales Data and reproduction of that data in any way without the consent of the State of Victoria will constitute a breach of the Copyright Act 1968 (cth). The State of Victoria does not warrant the accuracy or completeness of the Property Sales Data and any person using or relying upon such information does so on the basis that the State of Victoria accepts no responsibility or liability whatsoever for any errors, faults, defects or omissions in the information supplied.