

Suburb Report

Know your neighbourhood.



Property Prices

Median House Price*

Median

\$1.40m

Quarterly Price Change

0.00% ↓

Median Unit Price*

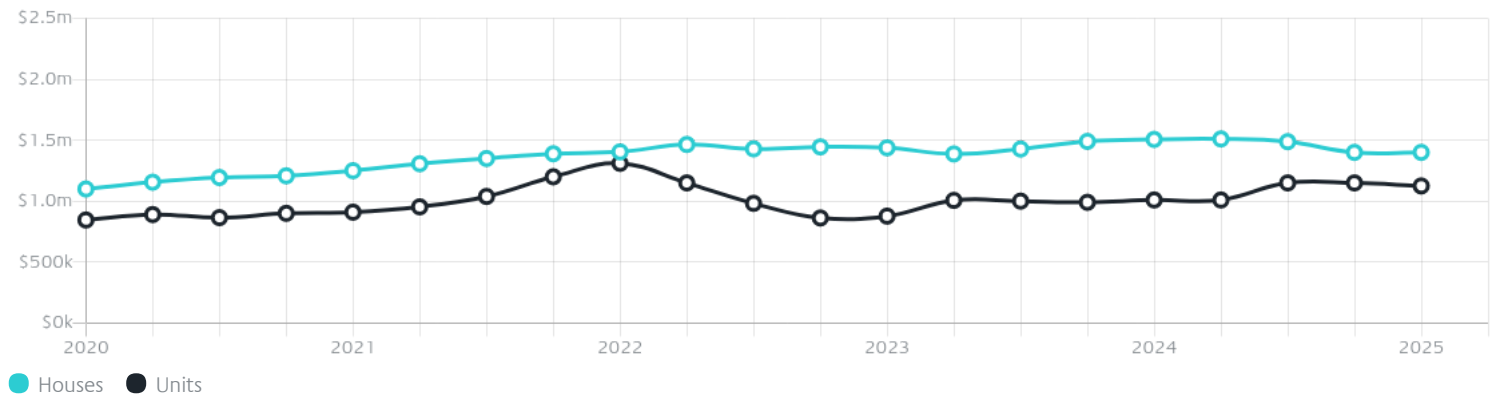
Median

\$1.13m

Quarterly Price Change

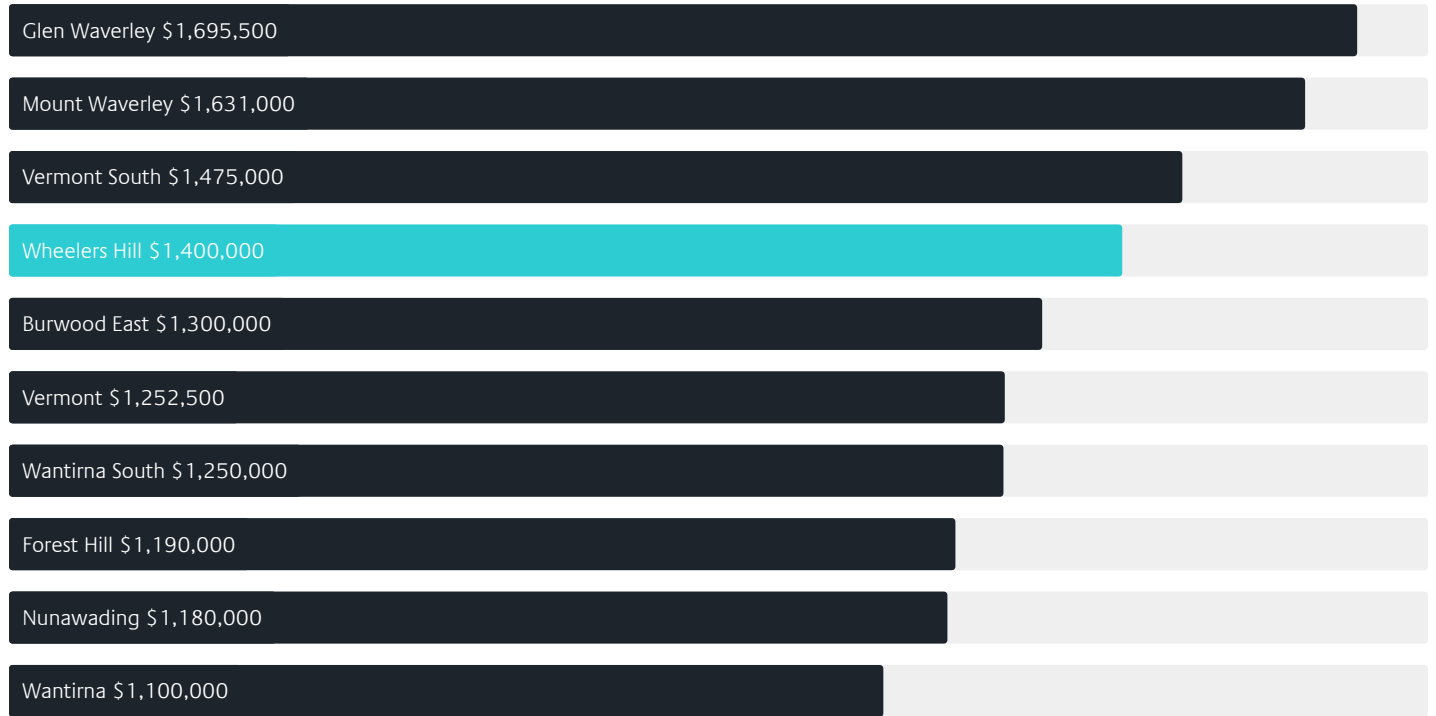
-2.17% ↓

Quarterly Price Change*

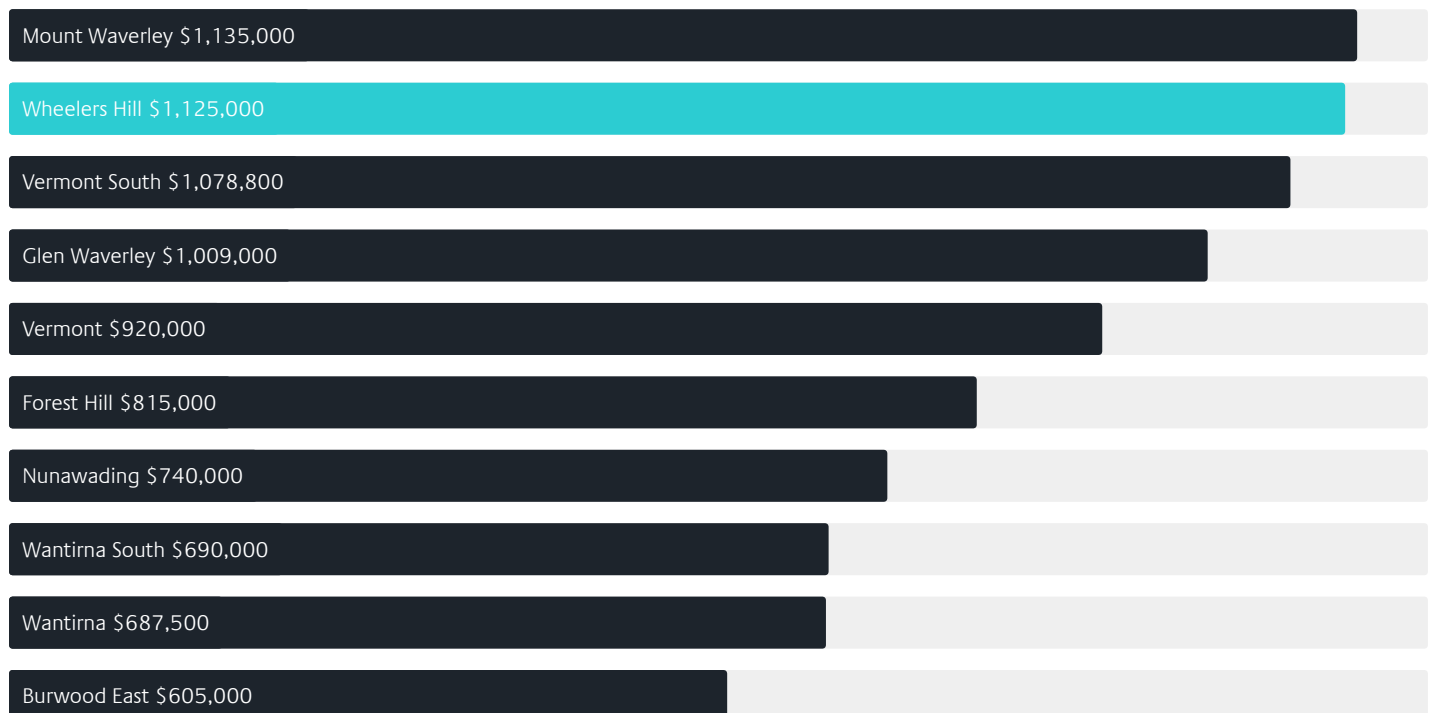


Surrounding Suburbs

Median House Sale Price*



Median Unit Sale Price*



Sales Snapshot

Sale Method^{*}



● Auction 81%
● Private 19%

Auction Clearance Rate^{*}

86.21%

Median Days on Market[^]

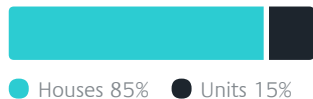
31 days

Average Hold Period^{*}

9.8 years

Insights

Dwelling Type[^]



● Houses 85% ● Units 15%

Ownership[^]



● Owned Outright 54% ● Mortgaged 34% ● Rented 12%

Population[^]

20,652

Median Asking Rent per week^{*}

\$700

Population Growth[^]

4.55%

Rental Yield^{*}

2.33%

Median Age[^]













48 years

Median Household Size[^]













2.7 people

Sold Properties~













Discover a snapshot of the most recent results for this suburb, to view the full 12 months of sales history, please go to jellisraig.com.au/suburbinsights

Address	Bedrooms	Type	Price	Sold
 6 Austral Ct Wheelers Hill	4	House	\$1,130,000	28 Apr 2025
 938 Waverley Rd Wheelers Hill	6	House	\$1,880,000	17 Apr 2025
 5 Karjen Pl Wheelers Hill	3	House	\$1,486,000	13 Apr 2025
 3 Pineview Cl Wheelers Hill	4	House	\$1,388,500	12 Apr 2025
 25 Farnham Av Wheelers Hill	4	House	\$1,646,000	12 Apr 2025
 162 Whites La Wheelers Hill	4	House	\$1,935,000	12 Apr 2025
 45 Donald Rd Wheelers Hill	5	House	\$2,335,000	12 Apr 2025
 6 Summerhill Av Wheelers Hill	4	House	\$1,230,000	12 Apr 2025
 137 Whites La Wheelers Hill	4	House	\$1,600,000	07 Apr 2025
 3 Yvonne Ct Wheelers Hill	6	House	\$1,945,000	05 Apr 2025
 13 Darvell Cl Wheelers Hill	4	House	\$1,362,000	05 Apr 2025
 948 Waverley Rd Wheelers Hill	5	House	\$2,000,000	04 Apr 2025

Sold Properties~

Address	Bedrooms	Type	Price	Sold
 11 Dalkeith Cl Wheelers Hill	5	House	\$1,990,000	29 Mar 2025
 714 Ferntree Gully Rd Wheelers Hill	3	House	\$1,151,000	26 Mar 2025
 13 Tanya Pl Wheelers Hill	4	House	\$1,525,000	23 Mar 2025
 74 Strickland Dr Wheelers Hill	3	House	\$1,525,000	23 Mar 2025
 3 Locum Ct Wheelers Hill	3	House	\$1,295,000	22 Mar 2025
 11 Radleigh Dr Wheelers Hill	4	House	\$1,375,000	22 Mar 2025
 30 Craig Hill Dr Wheelers Hill	5	House	\$1,590,000	20 Mar 2025
 5 Redleaf Way Wheelers Hill	4	House	\$2,870,000	19 Mar 2025
 5 Loretta Av Wheelers Hill	4	House	\$1,270,000	16 Mar 2025
 75-77 Lum Rd Wheelers Hill	6	House	\$2,150,000	15 Mar 2025
 22 View Mount Rd Wheelers Hill	5	House	\$1,808,800	15 Mar 2025
 51 Alex Av Wheelers Hill	4	House	\$1,345,000	15 Mar 2025

Sold Properties~

Address	Bedrooms	Type	Price	Sold
 6 Cootamundra Dr Wheelers Hill	4	House	\$1,365,000	15 Mar 2025
 5 Orduna Pl Wheelers Hill	4	House	\$1,245,000	15 Mar 2025
 35 Oak Tce Wheelers Hill	4	House	\$802,000	08 Mar 2025
 13 Vanessa Cr Wheelers Hill	4	House	\$1,363,800	08 Mar 2025
 15 Bruford Av WHEELERS HILL	4	House	\$1,400,000	07 Mar 2025
 58 Brandon Park Dr Wheelers Hill	3	House	\$1,270,000	02 Mar 2025
 164 Whites La Wheelers Hill	5	House	\$1,622,000	01 Mar 2025
 29 Koorunga Cr Wheelers Hill	3	House	\$1,257,000	01 Mar 2025
 35 Chancellor Dr Wheelers Hill	4	House	\$1,540,000	01 Mar 2025
 2 Kings Lynn Pl Wheelers Hill	4	House	\$1,606,666	27 Feb 2025
 26 Summerhill Av Wheelers Hill	5	House	\$1,455,000	27 Feb 2025
 124 View Mount Rd Wheelers Hill	4	House	\$1,685,000	22 Feb 2025



jelliscraig.com.au

Data is current as of PDF generation date 01/05/2025

* Updated Quarterly for the past 12 months

^ Updated daily for the past quarter

~ Updated daily: 33 recent results.

This publication contains data, analytics, statistics and other information supplied by PROPERTYDATAONLINE PTY LTD (PropertyData). The data provided in this publication is of a general nature and should not be construed as specific advice or relied upon in lieu of appropriate professional advice.

PropertyData relies upon data supplied by third parties and while the data is checked and reviewed, PropertyData does not warrant the accuracy or completeness of the information to the full extent permitted by the law and excludes all loss or damage howsoever arising (including through negligence) in connection with the data supplied by PropertyData. The State of Victoria owns the copyright in the Property Sales Data and reproduction of that data in any way without the consent of the State of Victoria will constitute a breach of the Copyright Act 1968 (cth). The State of Victoria does not warrant the accuracy or completeness of the Property Sales Data and any person using or relying upon such information does so on the basis that the State of Victoria accepts no responsibility or liability whatsoever for any errors, faults, defects or omissions in the information supplied.