

JellisCraig

WHEELERS HILL

Suburb Report

Know your neighbourhood.



WHEELERS HILL SUBURB REPORT

Median House Price*

Median

\$1.41m

Quarterly Price Change

0.96% ↑

Median Unit Price*

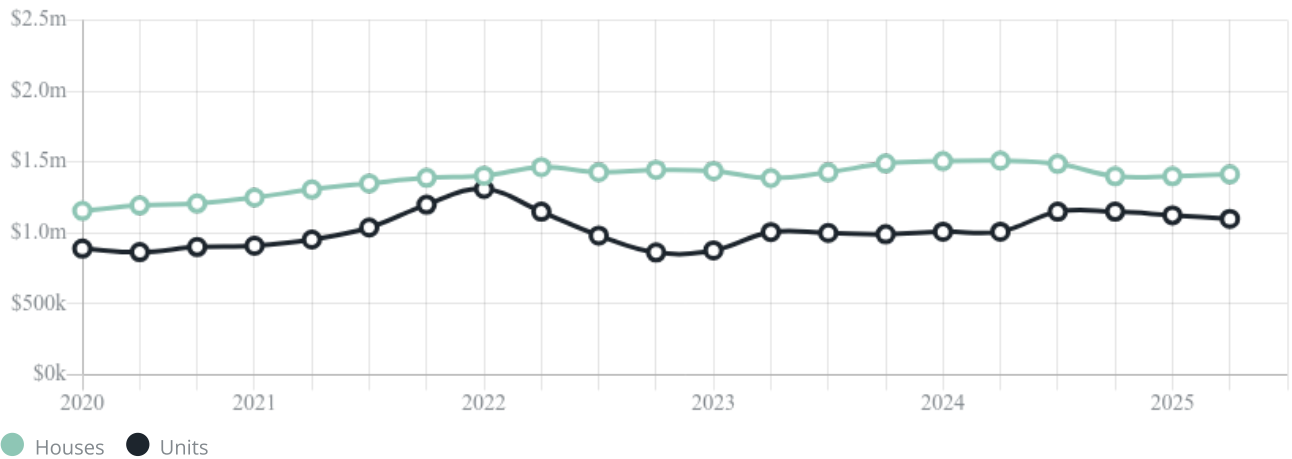
Median

\$1.10m

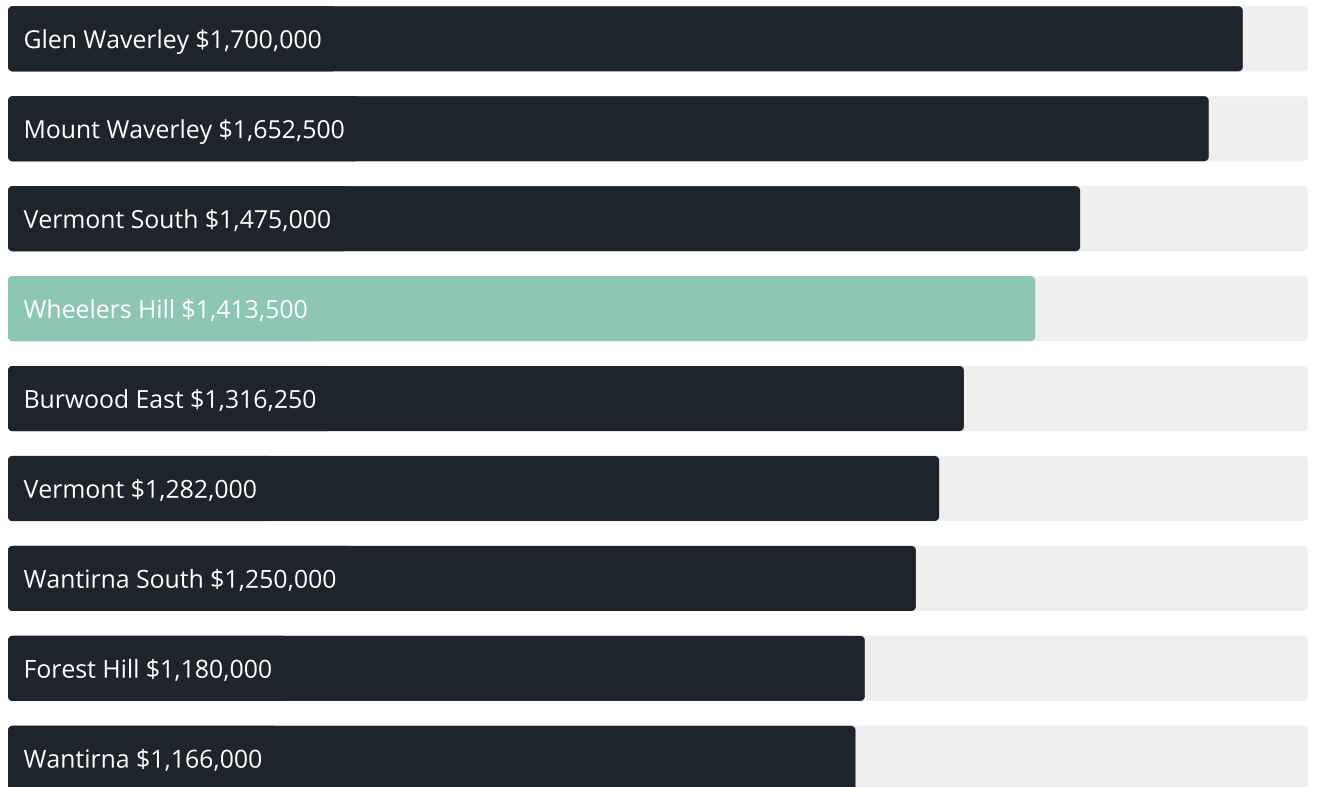
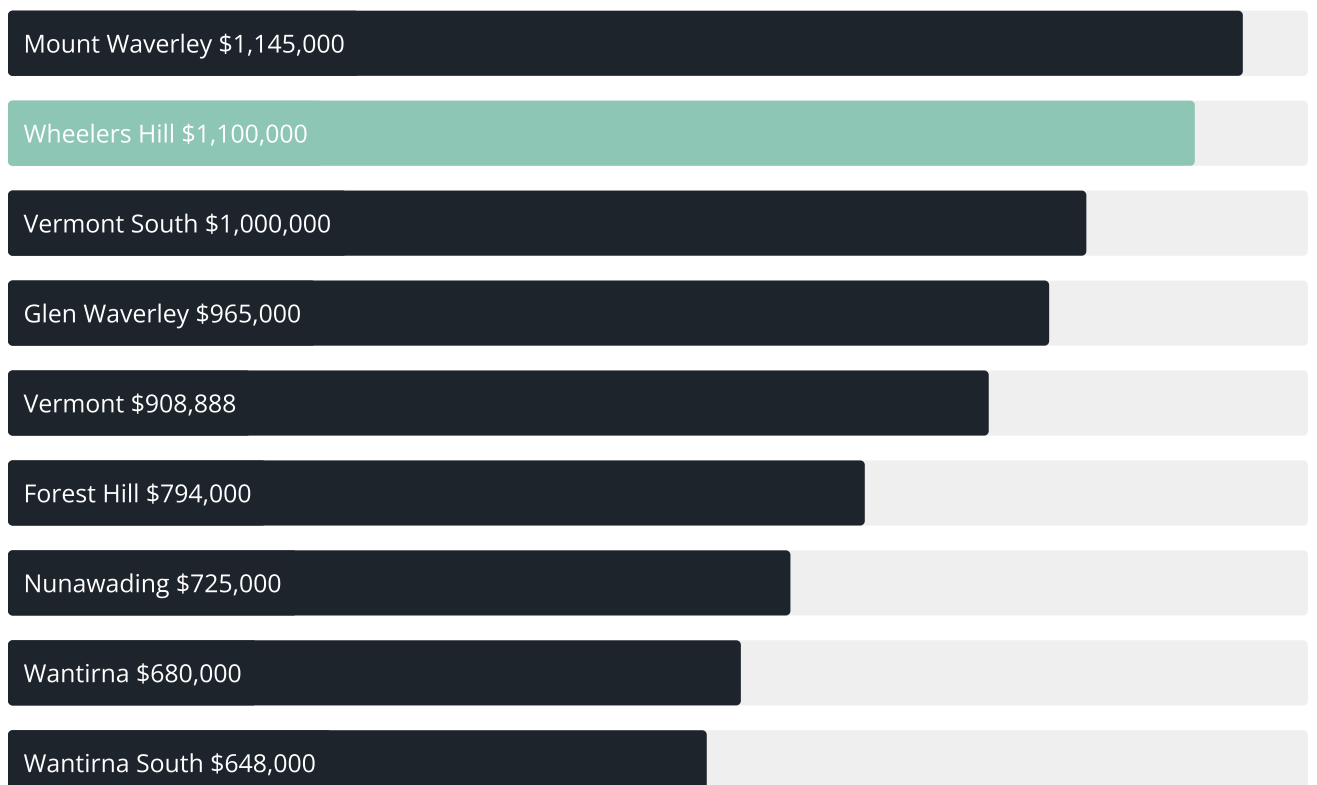
Quarterly Price Change

-2.22% ↓

Quarterly Price Change*



WHEELERS HILL SUBURB REPORT

Median House Sale Price^{*}Median Unit Sale Price^{*}

WHEELERS HILL SUBURB REPORT

Sale Method*



Auction Clearance Rate*

94.12%

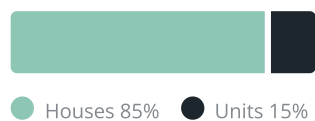
Median Days on Market^

25 days

Average Hold Period*

9.8 years

Dwelling Type^



Ownership^



Population^

20,652

Median Asking Rent per week*

\$700

Population Growth^

4.55%

Rental Yield*

2.33%

Median Age^











48 years

Median Household Size^











2.7 people

WHEELERS HILL SUBURB REPORT











Discover a snapshot of the most recent results for this suburb, to view the full 12 months of sales history, please go to jellisicraig.com.au/suburbinsights

| Address | Bedrooms | Type | Price | Sold |
|--|----------|-------|-------------|-------------|
|  23 Bruford Av Wheelers Hill | 4 | House | \$1,426,000 | 30 Aug 2025 |
|  25 Miriam Cl Wheelers Hill | 5 | House | \$1,600,000 | 30 Aug 2025 |
|  1 Cope Ct Wheelers Hill | 4 | House | \$1,590,000 | 11 Aug 2025 |
|  77 Grandview Rd Wheelers Hill | 4 | House | \$1,621,000 | 10 Aug 2025 |
|  19 Calderwood Av Wheelers Hill | 5 | House | \$1,430,000 | 09 Aug 2025 |
|  114 Brandon Park Dr Wheelers Hill | 5 | House | \$1,516,000 | 02 Aug 2025 |
|  9 Portobello Pl Wheelers Hill | 5 | House | \$1,590,000 | 27 Jul 2025 |
|  2 Belvedere Av Wheelers Hill | 4 | House | \$2,121,000 | 26 Jul 2025 |
|  25 Sheringham Dr Wheelers Hill | 4 | House | \$2,032,000 | 26 Jul 2025 |
|  62 Haversham Av Wheelers Hill | 4 | House | \$1,400,000 | 25 Jul 2025 |

WHEELERS HILL SUBURB REPORT

| Address | Bedrooms | Type | Price | Sold |
|--|----------|---------------------|-------------|-------------|
|  34b Sheringham Dr Wheelers Hill | 4 | Unit | \$1,322,000 | 19 Jul 2025 |
|  28 Leatherwood Cr Wheelers Hill | 3 | House | \$1,346,000 | 19 Jul 2025 |
|  23 Plato Cr Wheelers Hill | 4 | House | \$1,401,000 | 12 Jul 2025 |
|  24 Mackintosh Rd Wheelers Hill | 2 | House | \$1,900,000 | 11 Jul 2025 |
|  51 Whalley Dr Wheelers Hill | 4 | House | \$1,460,800 | 10 Jul 2025 |
|  2/88 Brandon Park Dr Wheelers Hill | 4 | Flat/Unit/Apartment | \$1,270,000 | 04 Jul 2025 |
|  1/187 Jells Rd Wheelers Hill | 2 | Unit | \$813,000 | 28 Jun 2025 |
|  12 Alumnus Ct Wheelers Hill | 4 | House | \$1,230,000 | 28 Jun 2025 |
|  8 Bruford Av Wheelers Hill | 3 | House | \$980,000 | 28 Jun 2025 |
|  945 Ferntree Gully Rd Wheelers Hill | 4 | House | \$1,385,000 | 28 Jun 2025 |

WHEELERS HILL SUBURB REPORT

| Address | Bedrooms | Type | Price | Sold |
|--|----------|-------|-------------|-------------|
|  11 Heysham Dr Wheelers Hill | 5 | House | \$1,938,000 | 25 Jun 2025 |
|  16 Koorunga Cr Wheelers Hill | 4 | House | \$1,288,888 | 24 Jun 2025 |
|  79 Brandon Park Dr Wheelers Hill | 3 | House | \$1,120,000 | 23 Jun 2025 |
|  16 Regina St Wheelers Hill | 3 | House | \$1,310,016 | 16 Jun 2025 |
|  10 Xavier Dr Wheelers Hill | 4 | House | \$1,405,000 | 14 Jun 2025 |
|  6 Alex Av Wheelers Hill | 4 | House | \$1,306,000 | 14 Jun 2025 |
|  28 Meadowbrook Dr Wheelers Hill | 4 | House | \$1,285,000 | 14 Jun 2025 |
|  309a Lum Rd Wheelers Hill | 3 | House | \$1,046,800 | 14 Jun 2025 |
|  5 Andelana Av Wheelers Hill | 3 | House | \$1,160,013 | 13 Jun 2025 |
|  20 Cootamundra Dr Wheelers Hill | 3 | House | \$1,155,000 | 11 Jun 2025 |



jellisraig.com.au

Data is current as of PDF generation date 01/09/2025

* Updated Quarterly for the past 12 months

^ Updated daily for the past quarter

~ Updated daily: 33 recent results.

This publication contains data, analytics, statistics and other information supplied by PROPERTYDATAONLINE PTY LTD (PropertyData). The data provided in this publication is of a general nature and should not be construed as specific advice or relied upon in lieu of appropriate professional advice.

PropertyData relies upon data supplied by third parties and while the data is checked and reviewed, PropertyData does not warrant the accuracy or completeness of the information to the full extent permitted by the law and excludes all loss or damage howsoever arising (including through negligence) in connection with the data supplied by PropertyData. The State of Victoria owns the copyright in the Property Sales Data and reproduction of that data in any way without the consent of the State of Victoria will constitute a breach of the Copyright Act 1968 (cth). The State of Victoria does not warrant the accuracy or completeness of the Property Sales Data and any person using or relying upon such information does so on the basis that the State of Victoria accepts no responsibility or liability whatsoever for any errors, faults, defects or omissions in the information supplied.