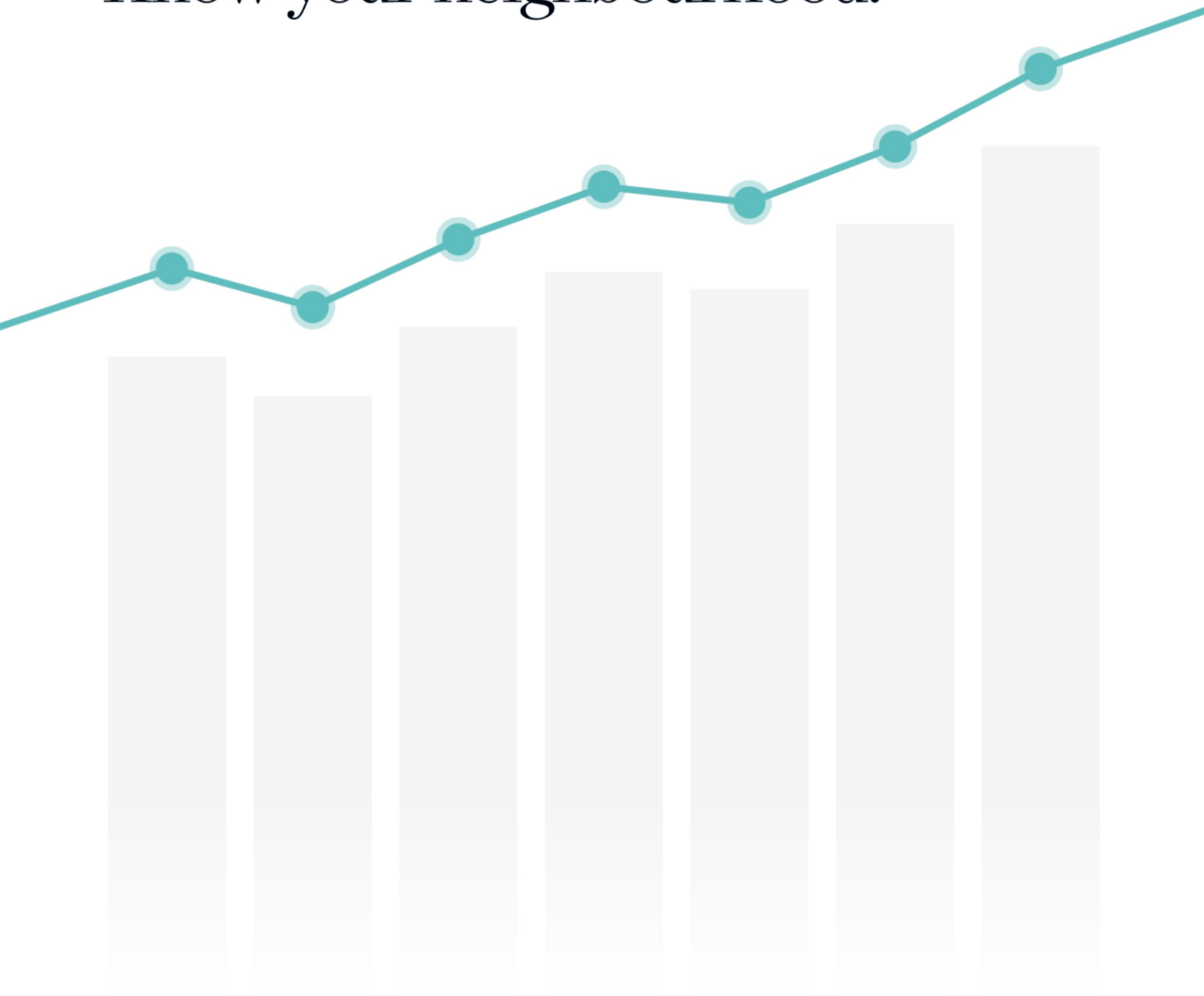


Suburb Report

Know your neighbourhood.



Property Prices

Median House Price*

Median

\$505k

Quarterly Price Change

1.00% ↑

Median Unit Price*

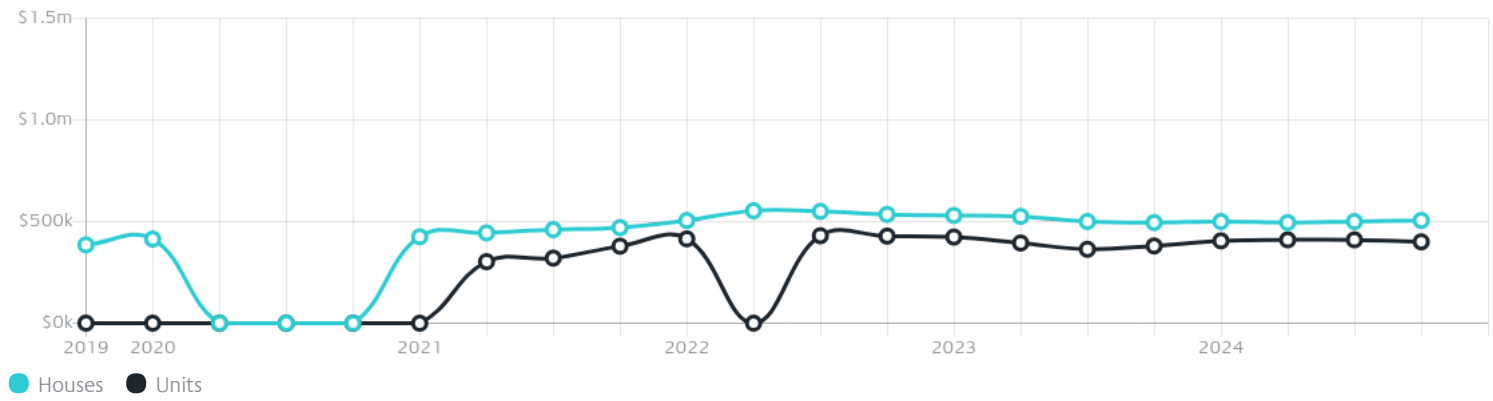
Median

\$400k

Quarterly Price Change

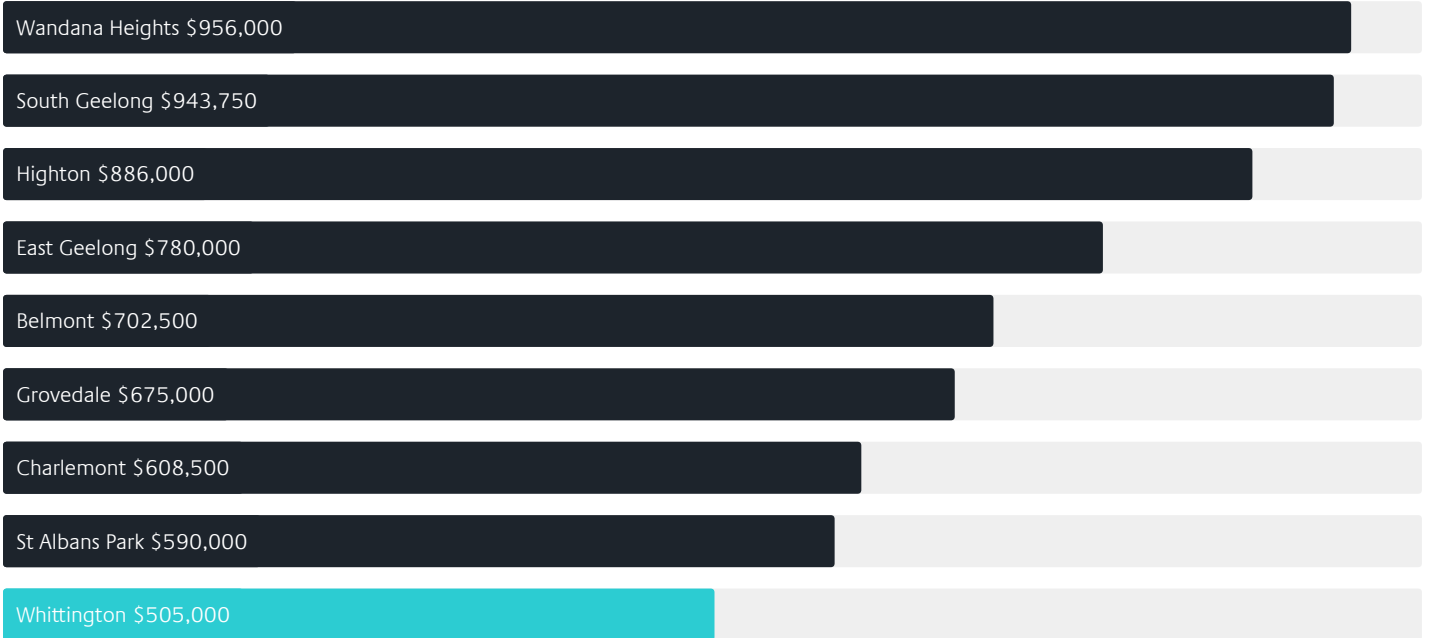
-2.43% ↓

Quarterly Price Change*



Surrounding Suburbs

Median House Sale Price*



Median Unit Sale Price*



Sales Snapshot

Sale Method^{*}



● Private 100%

Median Days on Market[^]

44 days

Average Hold Period^{*}

9.7 years

Insights

Dwelling Type[^]



● Houses 91% ● Units 9%

Ownership[^]



● Owned Outright 33% ● Mortgaged 27% ● Rented 40%

Population[^]

3,990

Median Asking Rent per week^{*}

\$450

Median Age[^]

42 years

Rental Yield^{*}













4.67%

Median Household Size[^]













2.2 people

Sold Properties~













Discover a snapshot of the most recent results for this suburb, to view the full 12 months of sales history, please go to jellisraig.com.au/suburbinsights

Address	Bedrooms	Type	Price	Sold
 243 Boundary Rd Whittington	3	House	\$595,000	24 Mar 2025
 43 Oxford St Whittington	4	House	\$600,000	21 Mar 2025
 42 Thompson St Whittington	3	House	\$580,000	03 Mar 2025
 48 Regent St Whittington	4	House	\$633,000	21 Feb 2025
 73 Solar Dr Whittington	3	House	\$547,000	20 Feb 2025
 1/13 Truscott St Whittington	3	Townhouse	\$510,000	19 Feb 2025
 9 Patrick St Whittington	3	House	\$624,000	12 Feb 2025
 20/5 Oxford St Whittington	2	Flat/Unit/Apartment	\$380,000	11 Feb 2025
 2A Thatcher Ct Whittington	2	House	\$440,000	06 Feb 2025
 5/220 Wilsons Rd Whittington	2	Flat/Unit/Apartment	\$305,000	30 Jan 2025
 12/5 Oxford St Whittington	2	Flat/Unit/Apartment	\$380,000	29 Jan 2025
 7b Oxford St Whittington	3	Townhouse	\$478,000	21 Jan 2025

Sold Properties~

Address	Bedrooms	Type	Price	Sold
 21 Freedom Ct Whittington	3	House	\$460,000	20 Jan 2025
 13/197 Boundary Rd Whittington	1	Flat/Unit/Apartment	\$295,000	20 Jan 2025
 17 Koala Ct Whittington	4	House	\$610,000	17 Jan 2025
 24 Regent St Whittington	4	House	\$580,000	16 Jan 2025
 4 Dew St Whittington	3	House	\$620,000	16 Jan 2025
 30a Orbit Dr Whittington	3	House	\$475,100	08 Jan 2025
 5/53 Regent St Whittington	2	Flat/Unit/Apartment	\$345,000	13 Dec 2024
 8 Bettsons Ct Whittington	3	House	\$562,000	05 Dec 2024
 19 Irwin Ct Whittington	3	House	\$535,000	21 Nov 2024
 126 Solar Dr Whittington	4	House	\$460,000	20 Nov 2024
 47 Townsend Rd Whittington	3	House	\$545,000	19 Nov 2024
 9 Tiros Ct Whittington	3	House	\$510,000	29 Oct 2024

Sold Properties~

Address	Bedrooms	Type	Price	Sold
 12 Cernan Ct Whittington	3	House	\$547,000	25 Oct 2024
 26/5 Oxford St Whittington	2	Townhouse	\$360,000	24 Oct 2024
 8/53 Regent St Whittington	2	Unit	\$327,500	20 Oct 2024
 59 Oxford St Whittington	3	House	\$550,000	18 Oct 2024
 19 Solar Dr Whittington	3	House	\$455,000	16 Oct 2024
 48 Truscott St WHITTINGTON	2	Unit	\$500,000	15 Oct 2024
 2/67 Townsend Rd WHITTINGTON	1	Unit	\$290,000	09 Oct 2024
 179 Wilsons Rd Whittington	3	House	\$500,000	01 Oct 2024
 2/6 Chapel St Whittington	2	Unit	\$420,000	25 Sep 2024
 6 Oxford St Whittington	2	House	\$529,000	23 Sep 2024
 7 Koala Ct Whittington	3	House	\$540,000	20 Sep 2024
 13 Oxford St Whittington	3	Townhouse	\$490,000	20 Sep 2024

Jellis Craig

Geelong Office
205 Pakington Street, Geelong West
(03) 5222 7772

jelliscraig.com.au

Data is current as of PDF generation date 01/04/2025

* Updated Quarterly for the past 12 months

^ Updated daily for the past quarter

~ Updated daily: 33 recent results.

This publication contains data, analytics, statistics and other information supplied by PROPERTYDATAONLINE PTY LTD (PropertyData). The data provided in this publication is of a general nature and should not be construed as specific advice or relied upon in lieu of appropriate professional advice.

PropertyData relies upon data supplied by third parties and while the data is checked and reviewed, PropertyData does not warrant the accuracy or completeness of the information to the full extent permitted by the law and excludes all loss or damage howsoever arising (including through negligence) in connection with the data supplied by PropertyData. The State of Victoria owns the copyright in the Property Sales Data and reproduction of that data in any way without the consent of the State of Victoria will constitute a breach of the Copyright Act 1968 (cth). The State of Victoria does not warrant the accuracy or completeness of the Property Sales Data and any person using or relying upon such information does so on the basis that the State of Victoria accepts no responsibility or liability whatsoever for any errors, faults, defects or omissions in the information supplied.