

Suburb Report

Know your neighbourhood.



Property Prices

Median House Price*

Median

\$505k

Quarterly Price Change

1.00% ↑

Median Unit Price*

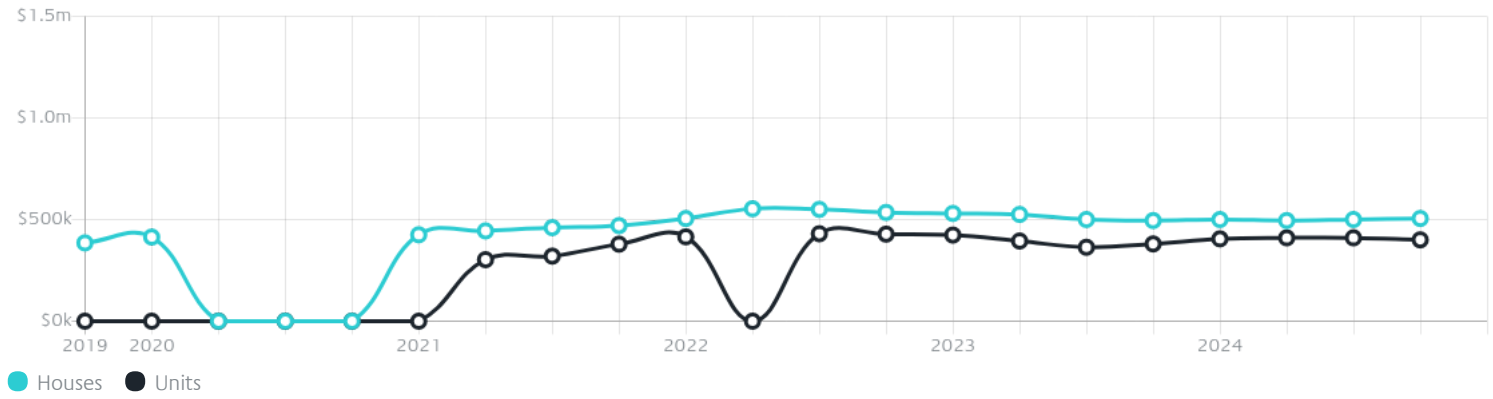
Median

\$400k

Quarterly Price Change

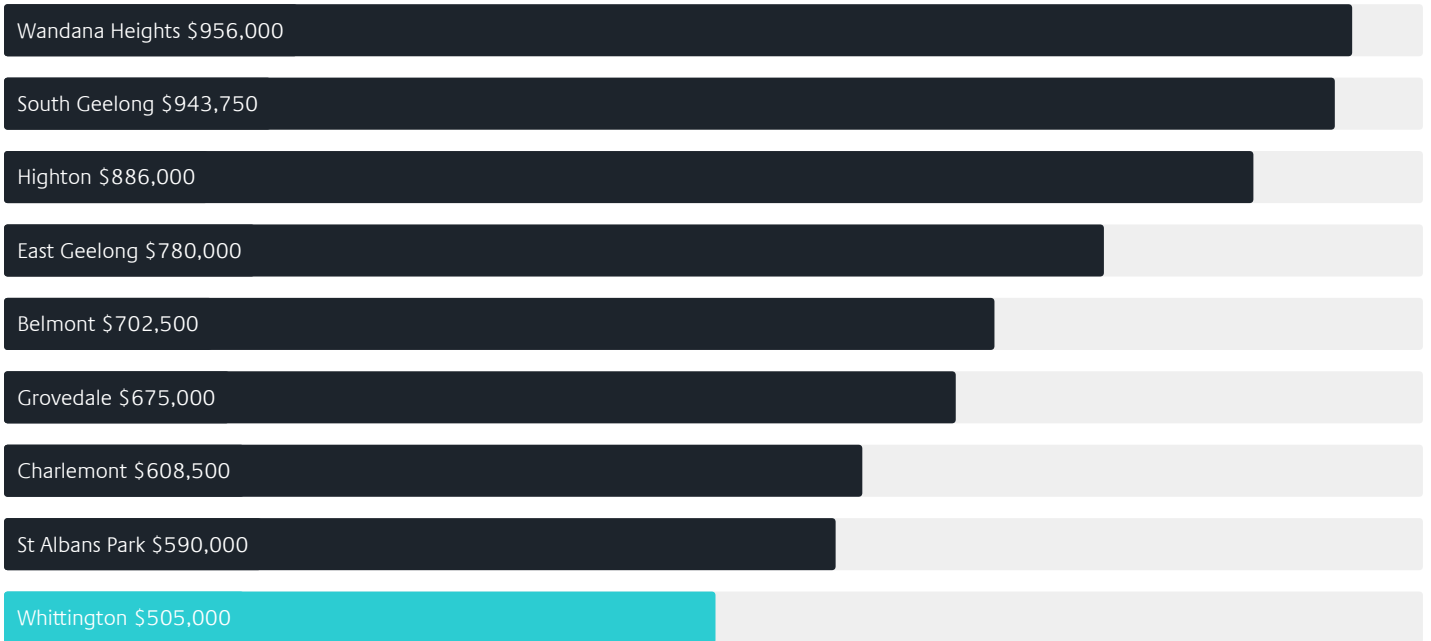
-2.43% ↓

Quarterly Price Change*



Surrounding Suburbs

Median House Sale Price*



Median Unit Sale Price*



Sales Snapshot

Sale Method^{*}



● Auction 14%
● Private 86%

Auction Clearance Rate^{*}

100%

Median Days on Market[^]

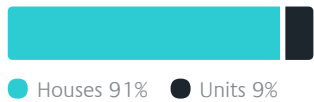
32 days

Average Hold Period^{*}

9.7 years

Insights

Dwelling Type[^]



● Houses 91% ● Units 9%

Ownership[^]



● Owned Outright 33% ● Mortgaged 27% ● Rented 40%

Population[^]

3,990

Median Asking Rent per week^{*}

\$450

Median Age[^]

42 years

Rental Yield^{*}













4.67%

Median Household Size[^]













2.2 people

Sold Properties~













Discover a snapshot of the most recent results for this suburb, to view the full 12 months of sales history, please go to jellisraig.com.au/suburbinsights

Address	Bedrooms	Type	Price	Sold
 19 Irwin Ct Whittington	3	House	\$535,000	21 Nov 2024
 126 Solar Dr Whittington	4	House	\$460,000	20 Nov 2024
 47 Townsend Rd Whittington	3	House	\$545,000	19 Nov 2024
 9 Tiros Ct Whittington	3	House	\$510,000	29 Oct 2024
 12 Cernan Ct Whittington	3	House	\$547,000	25 Oct 2024
 26/5 Oxford St Whittington	2	Townhouse	\$360,000	24 Oct 2024
 8/53 Regent St Whittington	2	Unit	\$327,500	20 Oct 2024
 59 Oxford St Whittington	3	House	\$550,000	18 Oct 2024
 19 Solar Dr Whittington	3	House	\$455,000	16 Oct 2024
 2/67 Townsend Rd WHITTINGTON	1	Unit	\$290,000	09 Oct 2024
 179 Wilsons Rd Whittington	3	House	\$500,000	01 Oct 2024
 2/6 Chapel St Whittington	2	Unit	\$420,000	25 Sep 2024

Sold Properties~

Address	Bedrooms	Type	Price	Sold
 6 Oxford St Whittington	2	House	\$529,000	23 Sep 2024
 7 Koala Ct Whittington	3	House	\$540,000	20 Sep 2024
 13 Oxford St Whittington	3	Townhouse	\$490,000	20 Sep 2024
 13 Koala Ct Whittington	3	House	\$505,000	16 Sep 2024
 8 Freesia Ct Whittington	4	House	\$690,000	15 Sep 2024
 7 Harvard Ct Whittington	3	House	\$635,000	10 Sep 2024
 55 Solar Dr Whittington	3	House	\$480,000	07 Sep 2024
 19/5 Oxford St Whittington	2	Flat/Unit/Apartment	\$380,000	04 Sep 2024
 2 Conrad Ct Whittington	3	House	\$500,000	03 Sep 2024
 6 Ranger Ct Whittington	3	House	\$381,500	26 Aug 2024
 99 Solar Dr Whittington	4	House	\$570,000	09 Aug 2024
 18 Koala Ct Whittington	3	House	\$600,000	04 Aug 2024

Sold Properties~

Address	Bedrooms	Type	Price	Sold
 2/214-216 Wilsons Rd Whittington	2	Unit	\$370,000	02 Aug 2024
 2/214 Wilsons Rd Whittington	2	Flat/Unit/Apartment	\$370,000	02 Aug 2024
 2/6 Koala Ct Whittington	2	Unit	\$400,000	01 Aug 2024
 133 Solar Dr Whittington	3	House	\$415,000	26 Jul 2024
 34 Truscott St Whittington	3	House	\$1,100,000	26 Jul 2024
 100 Coppards Rd Whittington	2	House	\$620,000	24 Jul 2024
 55 Townsend Rd Whittington	3	House	\$520,000	24 Jul 2024
 4/224 Wilsons Rd WHITTINGTON	1	Flat/Unit/Apartment	\$220,000	24 Jul 2024
 44 Thompson St WHITTINGTON	3	House	\$620,000	22 Jul 2024
 57 Townsend Rd Whittington	2	House	\$467,000	20 Jul 2024
 5 Hickey St Whittington	3	House	\$560,000	18 Jul 2024
 241 Wilsons Rd Whittington	3	House	\$225,000	04 Jul 2024

Jellis Craig

Geelong Office
205 Pakington Street, Geelong West
(03) 5222 7772

jelliscraig.com.au

Data is current as of PDF generation date 20/01/2025

* Updated Quarterly for the past 12 months

^ Updated daily for the past quarter

~ Updated daily: 33 recent results.

This publication contains data, analytics, statistics and other information supplied by PROPERTYDATAONLINE PTY LTD (PropertyData). The data provided in this publication is of a general nature and should not be construed as specific advice or relied upon in lieu of appropriate professional advice.

PropertyData relies upon data supplied by third parties and while the data is checked and reviewed, PropertyData does not warrant the accuracy or completeness of the information to the full extent permitted by the law and excludes all loss or damage howsoever arising (including through negligence) in connection with the data supplied by PropertyData. The State of Victoria owns the copyright in the Property Sales Data and reproduction of that data in any way without the consent of the State of Victoria will constitute a breach of the Copyright Act 1968 (cth). The State of Victoria does not warrant the accuracy or completeness of the Property Sales Data and any person using or relying upon such information does so on the basis that the State of Victoria accepts no responsibility or liability whatsoever for any errors, faults, defects or omissions in the information supplied.