

JellisCraig

WHITTINGTON

Suburb Report

Know your neighbourhood.



WHITTINGTON SUBURB REPORT

Median House Price*

Median

\$539k

Quarterly Price Change

2.86% ↑

Median Unit Price*

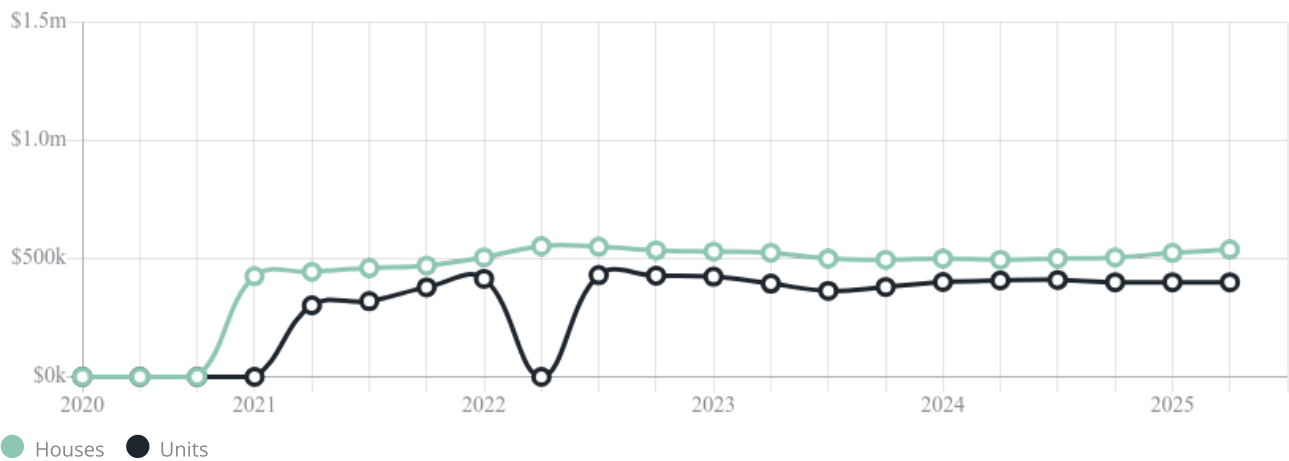
Median

\$400k

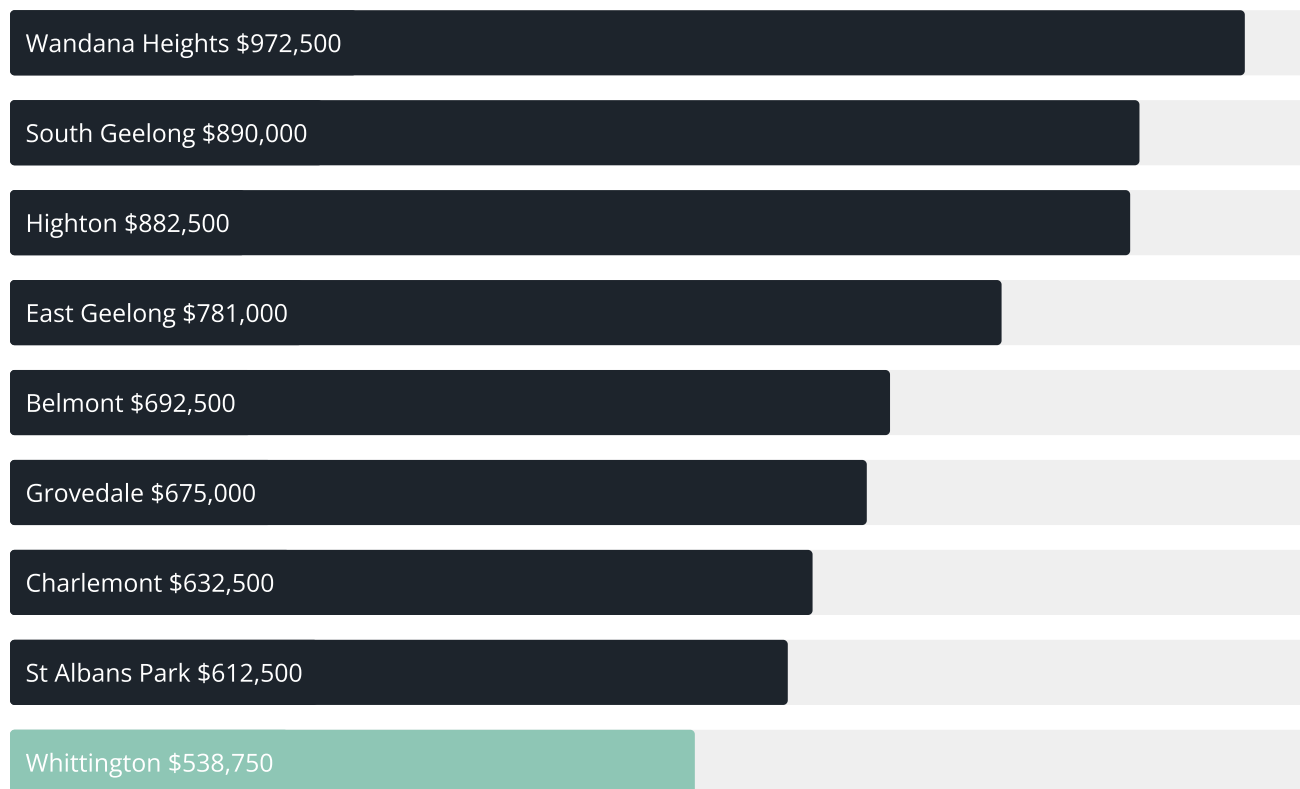
Quarterly Price Change

0.00% ↓

Quarterly Price Change*



WHITTINGTON SUBURB REPORT

Median House Sale Price^{*}Median Unit Sale Price^{*}

WHITTINGTON SUBURB REPORT

Sale Method*



● Auction 5%

● Private 95%

Auction Clearance Rate*

100%

Median Days on Market^

25 days

Average Hold Period*

9.7 years

Dwelling Type^



● Houses 91%

● Units 9%

Ownership^



● Owned Outright 33%

● Mortgaged 27%

● Rented 40%

Population^

3,990

Median Asking Rent per week*

\$450

Median Age^

42 years

Rental Yield*











4.67%

Median Household Size^











2.2 people

WHITTINGTON SUBURB REPORT











Discover a snapshot of the most recent results for this suburb, to view the full 12 months of sales history, please go to jellisraig.com.au/suburbinsights

Address	Bedrooms	Type	Price	Sold
 6/224-226 Wilsons Rd Whittington	2	Unit	\$360,000	29 Sep 2025
 13/197-201 Boundary Rd Whittington	1	Unit	\$320,000	25 Sep 2025
 2/67 Townsend Rd WHITTINGTON	1	Unit	\$303,000	04 Sep 2025
 34/5 Oxford St Whittington	2	Townhouse	\$395,000	26 Aug 2025
 2/53 Townsend Rd Whittington	3	House	\$505,000	21 Aug 2025
 187 Wilsons Rd Whittington	3	House	\$585,000	21 Aug 2025
 12 Sputnik Ct Whittington	3	House	\$580,000	16 Aug 2025
 1b Thatcher Ct Whittington	3	House	\$650,000	12 Aug 2025
 48 Hickey St Whittington	2	House	\$540,000	12 Aug 2025
 25 Townsend Rd Whittington	2	House	\$720,000	11 Aug 2025

WHITTINGTON SUBURB REPORT

Address	Bedrooms	Type	Price	Sold
 1 Thompson St Whittington	3	House	\$500,000	11 Aug 2025
 20 Chapel St Whittington	3	House	\$601,000	08 Aug 2025
 15 Oxford St Whittington	3	House	\$600,000	06 Aug 2025
 4/53 Regent St Whittington	2	Unit	\$379,000	26 Jul 2025
 155 Wilsons Rd Whittington	3	House	\$530,000	23 Jul 2025
 9 Conrad Ct Whittington	3	House	\$570,000	18 Jul 2025
 74 Solar Dr Whittington	3	House	\$506,000	08 Jul 2025
 162 Wilsons Rd Whittington	4	House	\$645,000	07 Jul 2025
 2/18 Hickey St Whittington	2	Flat/Unit/Apartment	\$400,000	01 Jul 2025
 62 Regent St Whittington	3	House	\$550,000	29 Jun 2025

WHITTINGTON SUBURB REPORT

Address	Bedrooms	Type	Price	Sold
 22 Melva Cr Whittington	3	House	\$688,000	25 Jun 2025
 1/18 Hickey St Whittington	2	Unit	\$435,000	19 Jun 2025
 1/7 Koala Ct Whittington	2	Flat/Unit/Apartment	\$492,500	17 Jun 2025
 31/5 Oxford St Whittington	2	Townhouse	\$380,000	16 Jun 2025
 7 Conrad Ct Whittington	3	House	\$585,000	12 Jun 2025
 163 Boundary Rd Whittington	3	House	\$525,000	11 Jun 2025
 2 Chapel St Whittington	3	House	\$537,500	02 Jun 2025
 3/6 Chapel St Whittington	2	Unit	\$435,000	02 Jun 2025
 7 Samos Ct Whittington	3	House	\$515,000	31 May 2025
 241 Boundary Rd Whittington	4	House	\$662,500	30 May 2025



Geelong Office
205 Pakington Street, Geelong West
(03) 5222 7772

jellisrcraig.com.au

Data is current as of PDF generation date 01/10/2025

* Updated Quarterly for the past 12 months

^ Updated daily for the past quarter

~ Updated daily: 33 recent results.

This publication contains data, analytics, statistics and other information supplied by PROPERTYDATAONLINE PTY LTD (PropertyData). The data provided in this publication is of a general nature and should not be construed as specific advice or relied upon in lieu of appropriate professional advice.

PropertyData relies upon data supplied by third parties and while the data is checked and reviewed, PropertyData does not warrant the accuracy or completeness of the information to the full extent permitted by the law and excludes all loss or damage howsoever arising (including through negligence) in connection with the data supplied by PropertyData. The State of Victoria owns the copyright in the Property Sales Data and reproduction of that data in any way without the consent of the State of Victoria will constitute a breach of the Copyright Act 1968 (cth). The State of Victoria does not warrant the accuracy or completeness of the Property Sales Data and any person using or relying upon such information does so on the basis that the State of Victoria accepts no responsibility or liability whatsoever for any errors, faults, defects or omissions in the information supplied.