

# JellisCraig

WILLIAMSTOWN NORTH

# Suburb Report

Know your neighbourhood.



WILLIAMSTOWN NORTH SUBURB REPORT

Median Unit Price\*

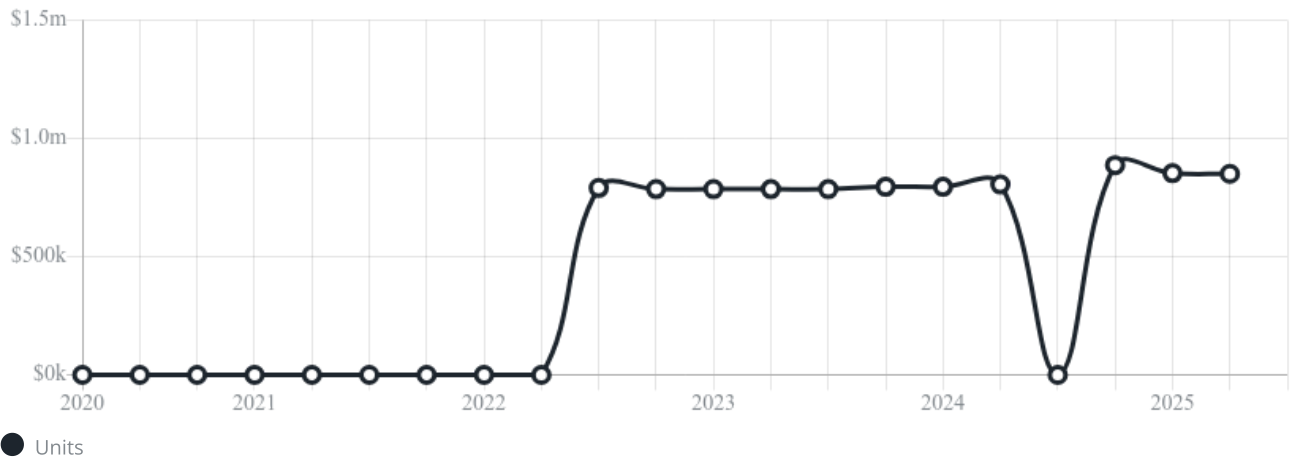
Median

\$850k

Quarterly Price Change

-0.29%↓

Quarterly Price Change\*

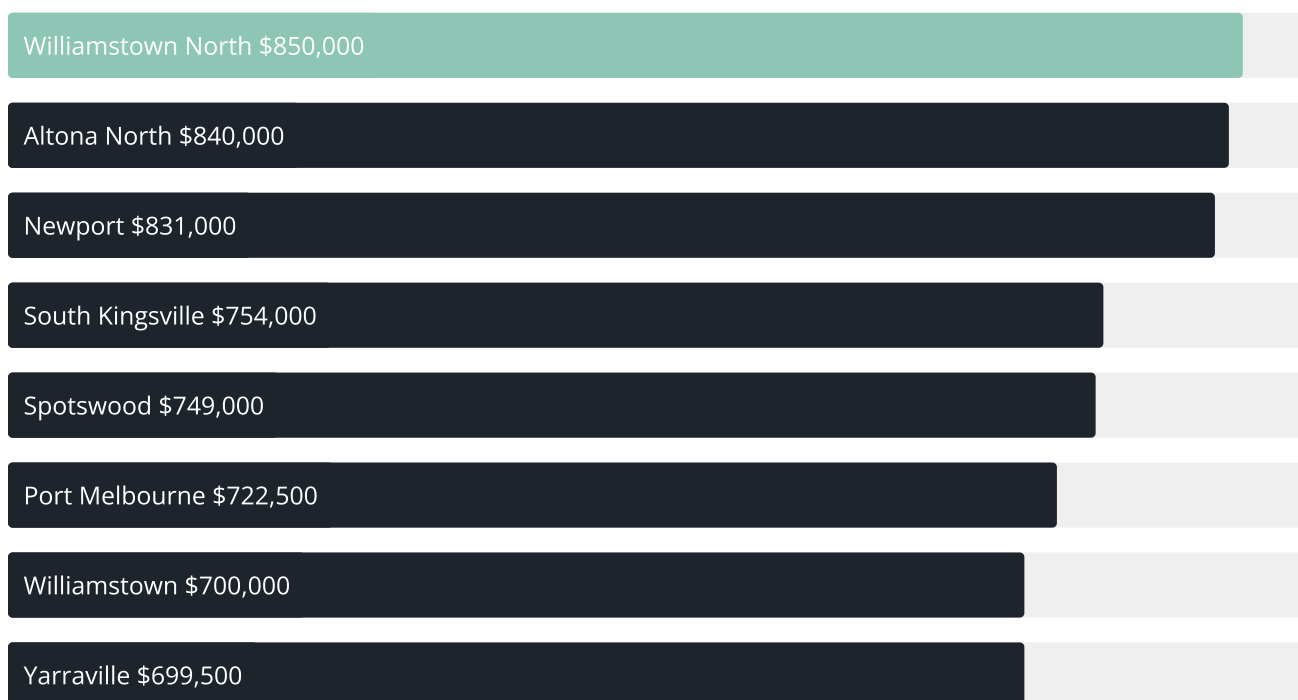


## WILLIAMSTOWN NORTH SUBURB REPORT

### Median House Sale Price\*



### Median Unit Sale Price\*



## WILLIAMSTOWN NORTH SUBURB REPORT

## Sale Method\*



● Auction 67%  
● Private 33%

## Auction Clearance Rate\*

---

**83.33%**

## Median Days on Market^

---

**26 days**

## Average Hold Period\*

---

**6.7 years**

## Dwelling Type^



● Houses 39% ● Units 61%

## Ownership^



● Owned Outright 28% ● Mortgaged 42% ● Rented 30%

## Population^

---

**1,622**

## Median Asking Rent per week\*

---

**\$720**

## Median Age^

---

**42 years**

## Rental Yield\*

---

**3.08%**











## Median Household Size^

---











**2.3 people**

## WILLIAMSTOWN NORTH SUBURB REPORT











Discover a snapshot of the most recent results for this suburb, to view the full 12 months of sales history, please go to [jellisraig.com.au/suburbinsights](https://jellisraig.com.au/suburbinsights)

Address	Bedrooms	Type	Price	Sold
 11 Piccolo Cirt Williamstown North	3	Townhouse	\$850,000	25 Sep 2025
 226 Kororoit Creek Rd Williamstown North	3	Townhouse	\$870,000	22 Sep 2025
 7/69 Park Cr Williamstown North	2	Townhouse	\$770,000	13 Sep 2025
 8/46 Kororoit Creek Rd Williamstown North	2	Apartment	\$452,000	26 Aug 2025
 33 Park Cr Williamstown North	5	House	\$1,920,000	23 Aug 2025
 4/68 Florence St Williamstown North	3	Unit	\$795,000	11 Aug 2025
 1/100 Kororoit Creek Rd Williamstown North	3	Townhouse	\$1,040,000	31 Jul 2025
 1 Violet St Williamstown North	3	House	\$960,000	24 Jul 2025
 3/3 Park Cr Williamstown North	2	Subdivided Unit/Villa/Townhouse	\$900,000	24 Jul 2025
 222 Kororoit Creek Rd Williamstown North	4	Townhouse	\$975,000	19 Jun 2025

## WILLIAMSTOWN NORTH SUBURB REPORT

Address	Bedrooms	Type	Price	Sold
 15 Felicia Rd Williamstown North	4	House	\$1,350,000	16 Jun 2025
 1/43-45 Walter St Williamstown North	3	Townhouse	\$955,000	14 Jun 2025
 1/43 Walter St Williamstown North	3	Subdivided Unit/Villa/Townhouse	\$955,000	14 Jun 2025
 17 Piccolo Cirt Williamstown North	3	Townhouse	\$865,000	11 Jun 2025
 34 Piccolo Cirt Williamstown North	3	Townhouse	\$800,000	06 Jun 2025
 1/82 Florence St Williamstown North	3	House	\$975,000	13 May 2025
 108/42 Kororoit Creek Rd Williamstown North	1	Apartment	\$385,000	08 May 2025
 12 Florence St Williamstown North	4	House	\$1,275,000	01 Apr 2025
 19 Seastar St Williamstown North	2	House	\$1,355,000	25 Mar 2025
 15 Anile Pl Williamstown North	3	Townhouse	\$1,110,000	14 Mar 2025

## WILLIAMSTOWN NORTH SUBURB REPORT

Address	Bedrooms	Type	Price	Sold
 11/85 Florence St Williamstown North	3	Townhouse	\$800,000	14 Mar 2025
 13/68 Kororoit Creek Rd WILLIAMSTOWN NORTH	2	Unit	\$420,000	05 Mar 2025
 25 Seastar St Williamstown North	2	House	\$910,346	05 Mar 2025
 27 Piccolo Cirt Williamstown North	3	Townhouse	\$850,000	24 Feb 2025
 3/70 Kororoit Creek Rd Williamstown North	2	Townhouse	\$690,000	28 Jan 2025
 23 Seastar St Williamstown North	4	Strata Unit/Flat	\$1,334,000	06 Dec 2024
 15 Seastar St Williamstown North	4	House	\$1,348,815	30 Nov 2024
 27 Felicia Rd Williamstown North	3	House	\$1,235,000	29 Nov 2024
 32 Edina St Williamstown North	3	House	\$900,000	21 Nov 2024
 55 Park Cr Williamstown North	4	House	\$1,500,000	16 Nov 2024



Williamstown Office  
84 Ferguson Street, Williamstown  
03 8387 0000

[jellisrcraig.com.au](http://jellisrcraig.com.au)

Data is current as of PDF generation date 01/10/2025

\* Updated Quarterly for the past 12 months

^ Updated daily for the past quarter

~ Updated daily: 33 recent results.

This publication contains data, analytics, statistics and other information supplied by PROPERTYDATAONLINE PTY LTD (PropertyData). The data provided in this publication is of a general nature and should not be construed as specific advice or relied upon in lieu of appropriate professional advice.

PropertyData relies upon data supplied by third parties and while the data is checked and reviewed, PropertyData does not warrant the accuracy or completeness of the information to the full extent permitted by the law and excludes all loss or damage howsoever arising (including through negligence) in connection with the data supplied by PropertyData. The State of Victoria owns the copyright in the Property Sales Data and reproduction of that data in any way without the consent of the State of Victoria will constitute a breach of the Copyright Act 1968 (cth). The State of Victoria does not warrant the accuracy or completeness of the Property Sales Data and any person using or relying upon such information does so on the basis that the State of Victoria accepts no responsibility or liability whatsoever for any errors, faults, defects or omissions in the information supplied.