

Suburb Report

Know your neighbourhood.



Property Prices

Median House Price*

Median

\$1.60m

Quarterly Price Change

-0.71% ↓

Median Unit Price*

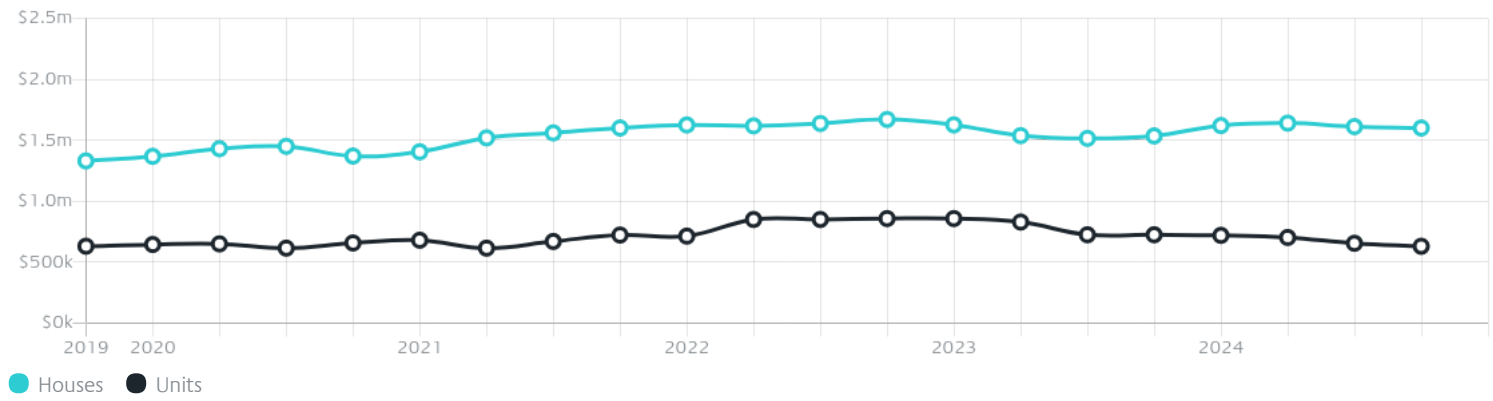
Median

\$631k

Quarterly Price Change

-3.74% ↓

Quarterly Price Change*




Surrounding Suburbs

Median House Sale Price*



Median Unit Sale Price*



Sales Snapshot

Sale Method^{*}



● Auction 57%
● Private 43%

Auction Clearance Rate^{*}

72.41%

Median Days on Market[^]

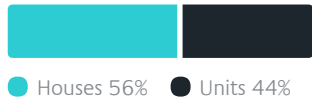
50 days

Average Hold Period^{*}

8.3 years

Insights

Dwelling Type[^]



● Houses 56% ● Units 44%

Ownership[^]



● Owned Outright 43% ● Mortgaged 35% ● Rented 22%

Population[^]

14,407

Median Asking Rent per week^{*}

\$708

Median Age[^]

45 years

Rental Yield^{*}













2.25%

Median Household Size[^]













2.5 people

Sold Properties~













Discover a snapshot of the most recent results for this suburb, to view the full 12 months of sales history, please go to jellisraig.com.au/suburbinsights

Address	Bedrooms	Type	Price	Sold
 21 White St Williamstown	3	House	\$1,700,000	29 Mar 2025
 3 Waters Edge Williamstown	3	Townhouse	\$960,000	29 Mar 2025
 3 Waters Edg Williamstown	3	Townhouse	\$960,000	29 Mar 2025
 503 / 7 Windsor Tce Williamstown	3	Apartment	\$1,500,000	25 Mar 2025
 8 Merrett Dr Williamstown	4	House	\$1,905,000	22 Mar 2025
 194 Melbourne Rd Williamstown	3	House	\$750,000	21 Mar 2025
 29 Ann St Williamstown	3	House	\$1,500,000	20 Mar 2025
 5 / 2 Thompson St Williamstown	2	Unit	\$590,000	19 Mar 2025
 3 / 160 Aitken St Williamstown	3	Townhouse	\$1,175,000	19 Mar 2025
 32 Queen St Williamstown	3	House	\$1,350,000	12 Mar 2025
 20 Anzac Cr Williamstown	3	House	\$1,890,000	08 Mar 2025
 169 Melbourne Rd WILLIAMSTOWN	5	House	\$2,690,000	05 Mar 2025

Sold Properties~

Address	Bedrooms	Type	Price	Sold
 37 Smith Av Williamstown	5	House	\$1,455,000	03 Mar 2025
 83 Merrett Dr Williamstown	3	House	\$1,400,000	01 Mar 2025
 17 Esplanade Esp Williamstown	3	House	\$4,000,000	28 Feb 2025
 6 Napier St Williamstown	3	Townhouse	\$1,000,000	25 Feb 2025
 6 Pentland St Williamstown	3	House	\$1,135,000	25 Feb 2025
 25 Richard St Williamstown	2	House	\$990,000	22 Feb 2025
 2 Alma Tce Williamstown	2	House	\$2,475,000	22 Feb 2025
 3/24 Esplanade Williamstown	2	Townhouse	\$1,555,000	22 Feb 2025
 71 Twyford St Williamstown	3	House	\$1,279,000	22 Feb 2025
 24 Princes St Williamstown	3	House	\$1,650,000	22 Feb 2025
 2/124 Melbourne Rd Williamstown	3	House	\$1,120,000	21 Feb 2025
 15 Stevedore St Williamstown	3	House	\$1,435,000	17 Feb 2025

Sold Properties~

Address	Bedrooms	Type	Price	Sold
 203/47 Nelson Pl Williamstown	1	Unit	\$540,000	15 Feb 2025
 2/113 Esplanade Williamstown	4	Townhouse	\$2,625,000	14 Feb 2025
 7 Garden St Williamstown	3	House	\$1,440,000	14 Feb 2025
 307/29 Waterline Pl Williamstown	2	Strata Unit/Flat	\$794,530	13 Feb 2025
 196 Melbourne Rd Williamstown	3	House	\$775,000	07 Feb 2025
 1/9 Roches Tce Williamstown	2	Townhouse	\$960,000	04 Feb 2025
 93a Stevedore St Williamstown	2	Unit	\$700,000	04 Feb 2025
 308/7 Windsor Tce Williamstown	2	Apartment	\$1,320,000	23 Jan 2025
 10/95 Melbourne Rd Williamstown	1	Unit	\$287,000	21 Jan 2025
 417/29 Waterline Pl Williamstown	3	Strata Unit/Flat	\$1,145,000	15 Jan 2025
 103/129 Douglas Pde Williamstown	1	Apartment	\$470,000	15 Jan 2025
 2/25 Windsor Tce Williamstown	3	Apartment	\$820,000	09 Jan 2025



Williamstown Office
84 Ferguson Street, Williamstown
03 8387 0000

jellisraig.com.au

Data is current as of PDF generation date 01/04/2025

* Updated Quarterly for the past 12 months

^ Updated daily for the past quarter

~ Updated daily: 33 recent results.

This publication contains data, analytics, statistics and other information supplied by PROPERTYDATAONLINE PTY LTD (PropertyData). The data provided in this publication is of a general nature and should not be construed as specific advice or relied upon in lieu of appropriate professional advice.

PropertyData relies upon data supplied by third parties and while the data is checked and reviewed, PropertyData does not warrant the accuracy or completeness of the information to the full extent permitted by the law and excludes all loss or damage howsoever arising (including through negligence) in connection with the data supplied by PropertyData. The State of Victoria owns the copyright in the Property Sales Data and reproduction of that data in any way without the consent of the State of Victoria will constitute a breach of the Copyright Act 1968 (cth). The State of Victoria does not warrant the accuracy or completeness of the Property Sales Data and any person using or relying upon such information does so on the basis that the State of Victoria accepts no responsibility or liability whatsoever for any errors, faults, defects or omissions in the information supplied.