

Suburb **INSIGHTS**

3016
WILLIAMSTOWN



Data that shapes your suburb.

**Jellis
Craig**

Property Prices

Median House Price*

Median

\$1.61m

Quarterly Price Change

-1.73% ↓

Median Unit Price*

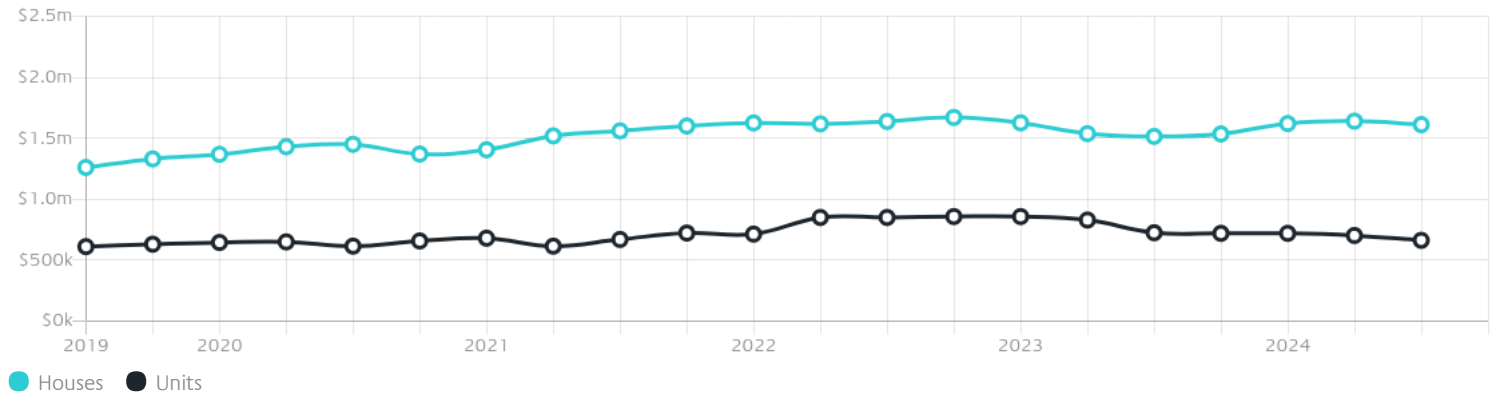
Median

\$663k

Quarterly Price Change

-5.69% ↓

Quarterly Price Change*




Surrounding Suburbs

Median House Sale Price*



Median Unit Sale Price*



Sales Snapshot

Sale Method^{*}



● Auction 70%
● Private 30%

Auction Clearance Rate^{*}

73.21%

Median Days on Market[^]

33 days

Average Hold Period^{*}

8.3 years

Insights

Dwelling Type[^]



● Houses 56% ● Units 44%

Ownership[^]



● Owned Outright 43% ● Mortgaged 35% ● Rented 22%

Population[^]

14,407

Median Asking Rent per week^{*}

\$695

Median Age[^]

45 years

Rental Yield^{*}













2.25%

Median Household Size[^]













2.5 people

Sold Properties~













Discover a snapshot of the most recent results for this suburb, to view the full 12 months of sales history, please go to jellisraig.com.au/suburbinsights

Address	Bedrooms	Type	Price	Sold
 12 West Ct WILLIAMSTOWN	4	House	\$1,585,000	30 Nov 2024
 47a Aitken St Williamstown	3	House	\$1,090,000	30 Nov 2024
 19 Lindsay Ct Williamstown	3	House	\$1,520,000	29 Nov 2024
 2/89 Melbourne Rd Williamstown	3	Townhouse	\$1,310,000	27 Nov 2024
 9 Courtis St WILLIAMSTOWN	4	House	\$1,700,000	23 Nov 2024
 1/87 Railway Cr Williamstown	2	Unit	\$670,000	21 Nov 2024
 41 Cecil St Williamstown	3	House	\$2,075,000	18 Nov 2024
 3/81 Melbourne Rd Williamstown	2	Unit	\$415,000	16 Nov 2024
 117 Railway Pl Williamstown	4	House	\$985,000	16 Nov 2024
 15 Hosking St Williamstown	3	House	\$1,075,000	16 Nov 2024
 63 Twyford St Williamstown	4	House	\$2,100,000	13 Nov 2024
 3 Hoffman Tce Williamstown	4	House	\$2,000,000	13 Nov 2024

Sold Properties~

Address	Bedrooms	Type	Price	Sold
 48 Russell Pl Williamstown	4	House	\$1,540,000	13 Nov 2024
 6 Freyer St Williamstown	4	House	\$1,600,000	09 Nov 2024
 8 Gellibrand St Williamstown	7	House	\$3,950,000	08 Nov 2024
 94 Cole St Williamstown	3	House	\$1,530,000	08 Nov 2024
 6 Heriot Pl Williamstown	3	House	\$1,585,000	08 Nov 2024
 12 Jobson St Williamstown	2	House	\$1,150,000	01 Nov 2024
 58 John St Williamstown	3	House	\$900,000	30 Oct 2024
 53 Chandler St Williamstown	4	House	\$1,800,000	29 Oct 2024
 11 Nancy Ct Williamstown	3	House	\$1,280,000	26 Oct 2024
 508/29 Waterline Pl Williamstown	2	Strata Unit/Flat	\$1,775,000	23 Oct 2024
 3/42 Victoria St Williamstown	2	Strata Unit/Flat	\$461,500	21 Oct 2024
 42 Twyford St Williamstown	6	House	\$2,120,000	19 Oct 2024

Sold Properties~

Address	Bedrooms	Type	Price	Sold
 31A Hannan St Williamstown	2	House	\$1,302,500	19 Oct 2024
 18 Pelican Tce Williamstown	4	Townhouse	\$1,010,000	19 Oct 2024
 30 Verdon St Williamstown	3	House	\$2,210,000	17 Oct 2024
 34 Gellibrand St Williamstown	4	House	\$2,595,000	16 Oct 2024
 165 Osborne St Williamstown	4	House	\$2,015,000	12 Oct 2024
 1 / 125 Ferguson St Williamstown	1	Apartment	\$310,000	11 Oct 2024
 81 Verdon St Williamstown	3	House	\$1,780,000	08 Oct 2024
 10/4 Lyons St Williamstown	2	Unit	\$565,000	04 Oct 2024
 205/29 Waterline Pl Williamstown	3	Strata Unit/Flat	\$860,000	03 Oct 2024
 503/29 Waterline Pl Williamstown	1	Strata Unit/Flat	\$650,000	03 Oct 2024
 8/97 Melbourne Rd Williamstown	2	Apartment	\$425,000	24 Sep 2024
 102/6 Wellington Pde Williamstown	2	Apartment	\$605,000	23 Sep 2024



Williamstown Office
84 Ferguson Street, Williamstown
03 8387 0000

jellisraig.com.au

Data is current as of PDF generation date 01/12/2024

* Updated Quarterly for the past 12 months

^ Updated daily for the past quarter

~ Updated daily: 33 recent results.

This publication contains data, analytics, statistics and other information supplied by PROPERTYDATAONLINE PTY LTD (PropertyData). The data provided in this publication is of a general nature and should not be construed as specific advice or relied upon in lieu of appropriate professional advice.

PropertyData relies upon data supplied by third parties and while the data is checked and reviewed, PropertyData does not warrant the accuracy or completeness of the information to the full extent permitted by the law and excludes all loss or damage howsoever arising (including through negligence) in connection with the data supplied by PropertyData. The State of Victoria owns the copyright in the Property Sales Data and reproduction of that data in any way without the consent of the State of Victoria will constitute a breach of the Copyright Act 1968 (cth). The State of Victoria does not warrant the accuracy or completeness of the Property Sales Data and any person using or relying upon such information does so on the basis that the State of Victoria accepts no responsibility or liability whatsoever for any errors, faults, defects or omissions in the information supplied.