

Suburb Report

Know your neighbourhood.



Property Prices

Median House Price*

Median
\$1.53m

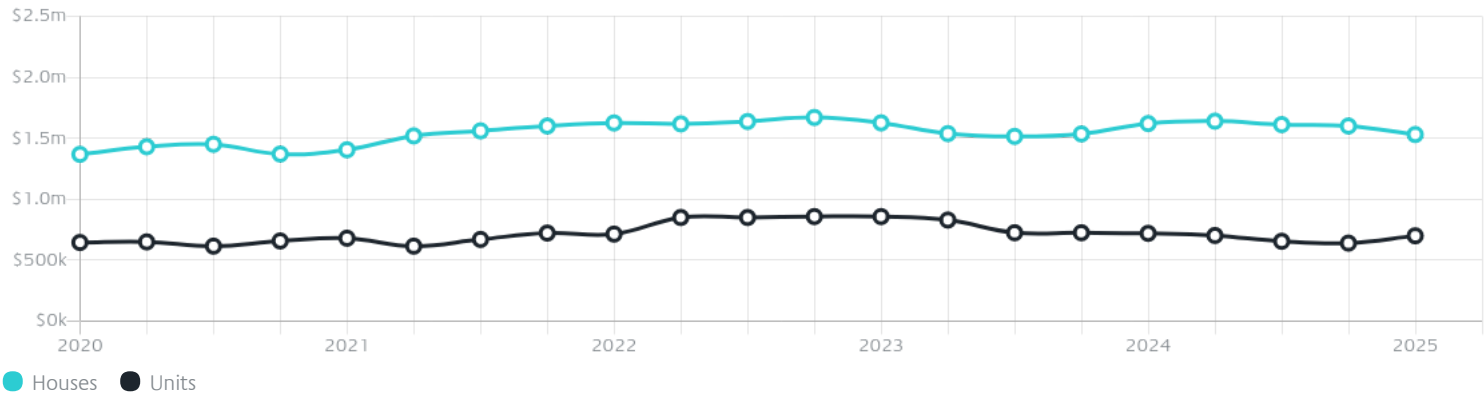
Quarterly Price Change
-4.37% ↓

Median Unit Price*

Median
\$700k

Quarterly Price Change
9.37% ↑

Quarterly Price Change*




Surrounding Suburbs

Median House Sale Price*



Median Unit Sale Price*



Sales Snapshot

Sale Method^{*}



● Auction 71%
● Private 29%

Auction Clearance Rate^{*}

64.29%

Median Days on Market[^]

42 days

Average Hold Period^{*}

8.3 years

Insights

Dwelling Type[^]



● Houses 56% ● Units 44%

Ownership[^]



● Owned Outright 43% ● Mortgaged 35% ● Rented 22%

Population[^]

14,407

Median Asking Rent per week^{*}

\$778

Median Age[^]

45 years

Rental Yield^{*}













2.25%

Median Household Size[^]













2.5 people

Sold Properties~













Discover a snapshot of the most recent results for this suburb, to view the full 12 months of sales history, please go to jellisraig.com.au/suburbinsights

Address	Bedrooms	Type	Price	Sold
 22 Union St Williamstown	3	House	\$1,250,000	30 May 2025
 1a Little Parker St Williamstown	2	Townhouse	\$950,000	29 May 2025
 10 Tobruk Cr Williamstown	3	House	\$1,840,000	29 May 2025
 30 Lyons St Williamstown	2	House	\$2,000,000	28 May 2025
 2/70 Osborne St Williamstown	2	Unit	\$1,145,000	24 May 2025
 2/67 Melbourne Rd Williamstown	2	Townhouse	\$784,000	24 May 2025
 104/7 Windsor Tce Williamstown	2	Apartment	\$680,000	19 May 2025
 1B Nancy Ct Williamstown	3	Townhouse	\$1,610,000	16 May 2025
 170 Osborne St Williamstown	2	House	\$1,650,000	16 May 2025
 507/25 Windsor Tce Williamstown	2	Apartment	\$1,500,000	14 May 2025
 104/47 Nelson Pl Williamstown	1	Apartment	\$515,000	13 May 2025
 50 Chandler St Williamstown	1	House	\$720,000	12 May 2025

Sold Properties~

Address	Bedrooms	Type	Price	Sold
 32 Mill La Williamstown	4	House	\$1,925,000	09 May 2025
 1 Thompson St Williamstown	2	House	\$1,310,000	09 May 2025
 40 John St Williamstown	3	House	\$970,000	09 May 2025
 2/25 The Strand Williamstown	3	House	\$4,150,000	03 May 2025
 4/68 Verdon St Williamstown	2	Apartment	\$627,500	29 Apr 2025
 25 Bates Dr Williamstown	5	House	\$1,575,000	29 Apr 2025
 6/40-42 Hosking St Williamstown	2	Apartment	\$550,000	28 Apr 2025
 1 Langford St Williamstown	3	House	\$1,180,000	27 Apr 2025
 5 Illawarra St Williamstown	4	House	\$1,805,000	22 Apr 2025
 24 Hosking St Williamstown	4	House	\$1,500,000	17 Apr 2025
 10/95 Melbourne Rd Williamstown	1	Strata Unit/Flat	\$295,000	17 Apr 2025
 49 Twyford St Williamstown	4	House	\$2,330,000	12 Apr 2025

Sold Properties~

Address	Bedrooms	Type	Price	Sold
 24 Station Rd Williamstown	3	House	\$913,000	12 Apr 2025
 7/42 Victoria St WILLIAMSTOWN	2	Apartment	\$457,000	10 Apr 2025
 58 Victoria St Williamstown	4	House	\$2,400,000	09 Apr 2025
 65 Cole St Williamstown	4	House	\$1,670,000	03 Apr 2025
 15 Heriot Pl Williamstown	3	House	\$1,375,000	29 Mar 2025
 21 White St Williamstown	3	House	\$1,700,000	29 Mar 2025
 3 Waters Edge Williamstown	3	Townhouse	\$960,000	29 Mar 2025
 503/7 Windsor Tce Williamstown	3	Apartment	\$1,500,000	25 Mar 2025
 8 Merrett Dr Williamstown	4	House	\$1,905,000	22 Mar 2025
 194 Melbourne Rd Williamstown	3	House	\$750,000	21 Mar 2025
 604/29 Waterline Pl Williamstown	2	Strata Unit/Flat	\$1,115,000	20 Mar 2025
 29 Ann St Williamstown	3	House	\$1,500,000	20 Mar 2025



Williamstown Office
84 Ferguson Street, Williamstown
03 8387 0000

jelliscraig.com.au

Data is current as of PDF generation date 01/06/2025

* Updated Quarterly for the past 12 months

^ Updated daily for the past quarter

~ Updated daily: 33 recent results.

This publication contains data, analytics, statistics and other information supplied by PROPERTYDATAONLINE PTY LTD (PropertyData). The data provided in this publication is of a general nature and should not be construed as specific advice or relied upon in lieu of appropriate professional advice.

PropertyData relies upon data supplied by third parties and while the data is checked and reviewed, PropertyData does not warrant the accuracy or completeness of the information to the full extent permitted by the law and excludes all loss or damage howsoever arising (including through negligence) in connection with the data supplied by PropertyData. The State of Victoria owns the copyright in the Property Sales Data and reproduction of that data in any way without the consent of the State of Victoria will constitute a breach of the Copyright Act 1968 (cth). The State of Victoria does not warrant the accuracy or completeness of the Property Sales Data and any person using or relying upon such information does so on the basis that the State of Victoria accepts no responsibility or liability whatsoever for any errors, faults, defects or omissions in the information supplied.