

JellisCraig

WILLIAMSTOWN

Suburb Report

Know your neighbourhood.



WILLIAMSTOWN SUBURB REPORT

Median House Price*

Median

\$1.53m

Quarterly Price Change

0.00% ↓

Median Unit Price*

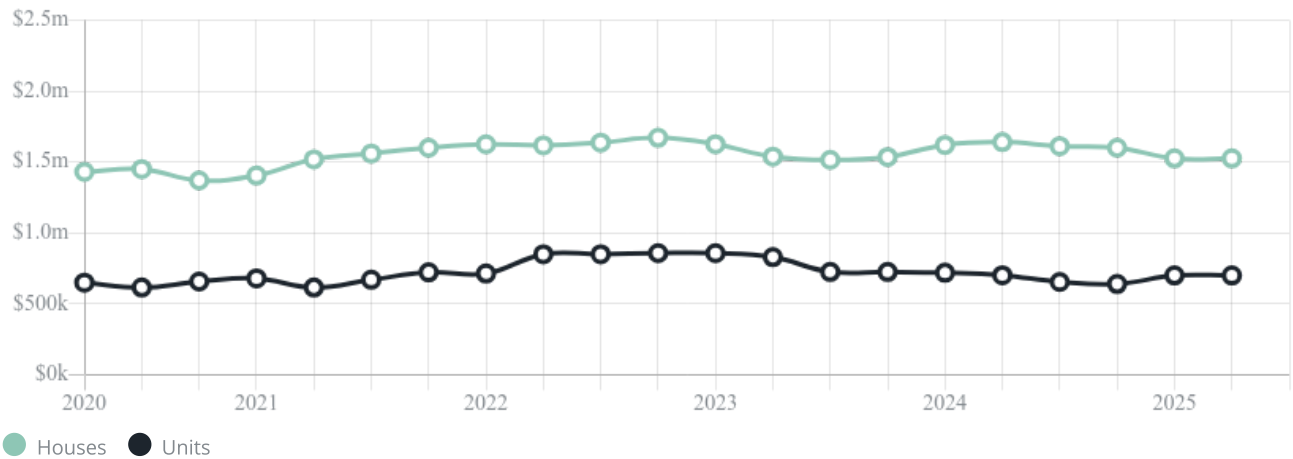
Median

\$700k

Quarterly Price Change

0.00% ↓

Quarterly Price Change*

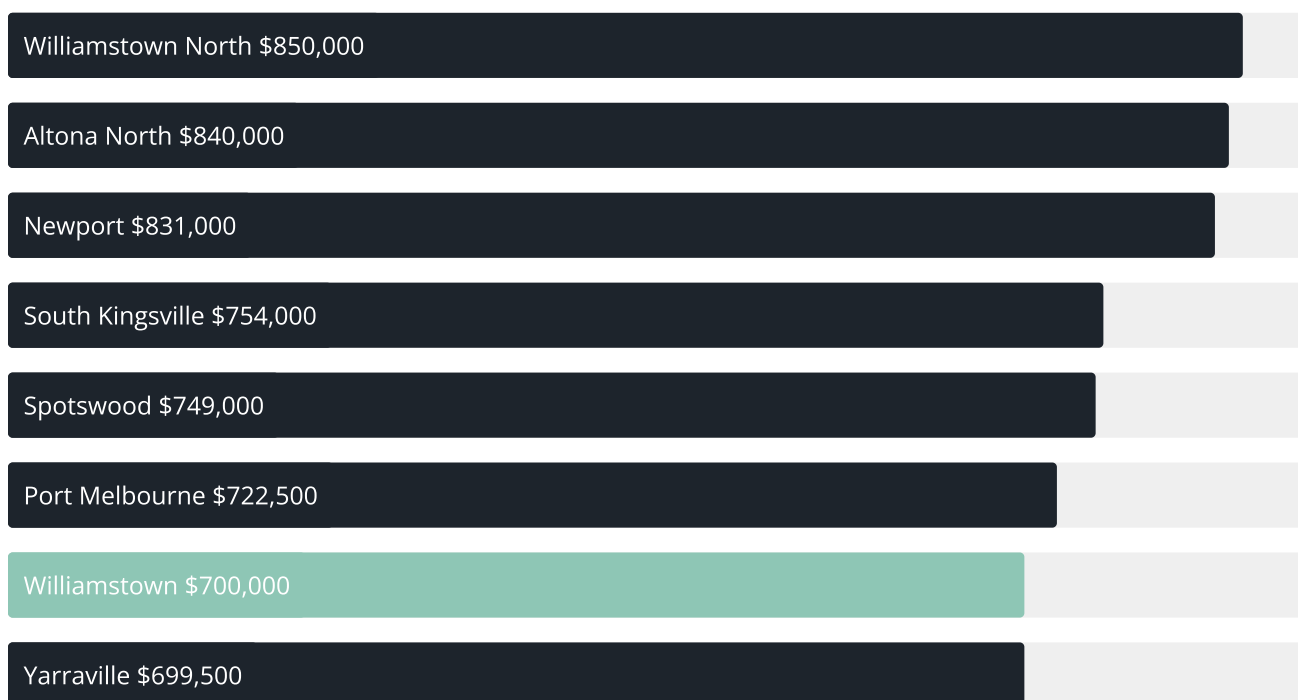


WILLIAMSTOWN SUBURB REPORT

Median House Sale Price^{*}



Median Unit Sale Price^{*}



WILLIAMSTOWN SUBURB REPORT

Sale Method*



● Auction 57%
● Private 43%

Auction Clearance Rate*

86.05%

Median Days on Market^

37 days

Average Hold Period*

8.3 years

Dwelling Type^



● Houses 56% ● Units 44%

Ownership^



● Owned Outright 43% ● Mortgaged 35% ● Rented 22%

Population^

14,407

Median Asking Rent per week*

\$793

Median Age^

45 years

Rental Yield*











2.25%

Median Household Size^











2.5 people

WILLIAMSTOWN SUBURB REPORT











Discover a snapshot of the most recent results for this suburb, to view the full 12 months of sales history, please go to jellisrcraig.com.au/suburbinsights

Address	Bedrooms	Type	Price	Sold
 4 Mullins Ct Williamstown	4	House	\$2,650,000	22 Sep 2025
 104 Thompson St Williamstown	4	House	\$1,800,000	20 Sep 2025
 79 Osborne St Williamstown	2	House	\$980,000	20 Sep 2025
 106 Verdon St Williamstown	4	House	\$2,100,000	20 Sep 2025
 38 Gellibrand St Williamstown	4	House	\$3,025,000	20 Sep 2025
 12 Proctor St Williamstown	3	House	\$1,400,000	20 Sep 2025
 86 Morris St Williamstown	3	House	\$1,845,000	19 Sep 2025
 9b Parramatta St Williamstown	2	House	\$1,020,000	18 Sep 2025
 90 Osborne St Williamstown	3	House	\$4,250,000	17 Sep 2025
 6 Kingshott Cl Williamstown	4	House	\$1,650,000	13 Sep 2025

WILLIAMSTOWN SUBURB REPORT

Address	Bedrooms	Type	Price	Sold
 3/13-15 Thompson St Williamstown	2	Townhouse	\$978,000	12 Sep 2025
 19 Electra St Williamstown	3	House	\$1,250,000	09 Sep 2025
 8 Mullins Ct Williamstown	4	House	\$2,750,000	06 Sep 2025
 32 Power St Williamstown	3	House	\$1,340,000	04 Sep 2025
 14a Tobruk Cr Williamstown	3	Townhouse	\$1,850,000	02 Sep 2025
 173 Osborne St Williamstown	4	House	\$2,141,000	30 Aug 2025
 71 Hannan St Williamstown	3	House	\$2,480,000	30 Aug 2025
 23 Hannan St Williamstown	4	House	\$2,815,000	30 Aug 2025
 10 Kingshott Cl Williamstown	4	House	\$1,600,000	30 Aug 2025
 132 Douglas Pde Williamstown	4	House	\$1,500,000	30 Aug 2025

WILLIAMSTOWN SUBURB REPORT

Address	Bedrooms	Type	Price	Sold
 2/18 Lenore Cr Williamstown	4	Townhouse	\$1,750,000	29 Aug 2025
 17 Dover Rd Williamstown	3	House	\$1,580,000	29 Aug 2025
 1/22 Anzac Cr Williamstown	2	Unit	\$925,000	28 Aug 2025
 89 Parker St Williamstown	4	House	\$1,605,000	26 Aug 2025
 1/52 Thompson St Williamstown	3	Subdivided Unit/Villa/Townhouse	\$1,100,000	25 Aug 2025
 16 Queen St Williamstown	4	House	\$1,935,000	23 Aug 2025
 14 Pelican Tce Williamstown	4	Townhouse	\$1,010,000	20 Aug 2025
 11 Maclean St Williamstown	3	House	\$1,425,000	18 Aug 2025
 15/99 Verdon St Williamstown	2	Apartment	\$460,000	15 Aug 2025
 108 Thompson St Williamstown	2	House	\$900,000	14 Aug 2025



Williamstown Office
84 Ferguson Street, Williamstown
03 8387 0000

jellisraig.com.au

Data is current as of PDF generation date 01/10/2025

* Updated Quarterly for the past 12 months

^ Updated daily for the past quarter

~ Updated daily: 33 recent results.

This publication contains data, analytics, statistics and other information supplied by PROPERTYDATAONLINE PTY LTD (PropertyData). The data provided in this publication is of a general nature and should not be construed as specific advice or relied upon in lieu of appropriate professional advice.

PropertyData relies upon data supplied by third parties and while the data is checked and reviewed, PropertyData does not warrant the accuracy or completeness of the information to the full extent permitted by the law and excludes all loss or damage howsoever arising (including through negligence) in connection with the data supplied by PropertyData. The State of Victoria owns the copyright in the Property Sales Data and reproduction of that data in any way without the consent of the State of Victoria will constitute a breach of the Copyright Act 1968 (cth). The State of Victoria does not warrant the accuracy or completeness of the Property Sales Data and any person using or relying upon such information does so on the basis that the State of Victoria accepts no responsibility or liability whatsoever for any errors, faults, defects or omissions in the information supplied.