

# JellisCraig

WINDSOR

# Suburb Report

Know your neighbourhood.



## WINDSOR SUBURB REPORT

### Median House Price\*

Median

**\$1.40m**

Quarterly Price Change

**-3.78% ↓**

### Median Unit Price\*

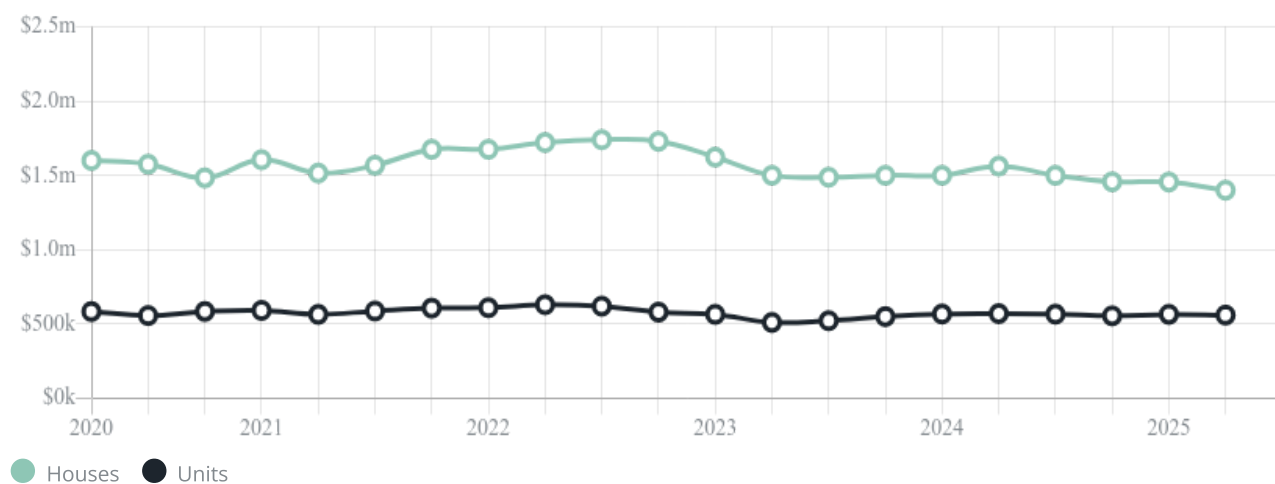
Median

**\$560k**

Quarterly Price Change

**-0.88% ↓**

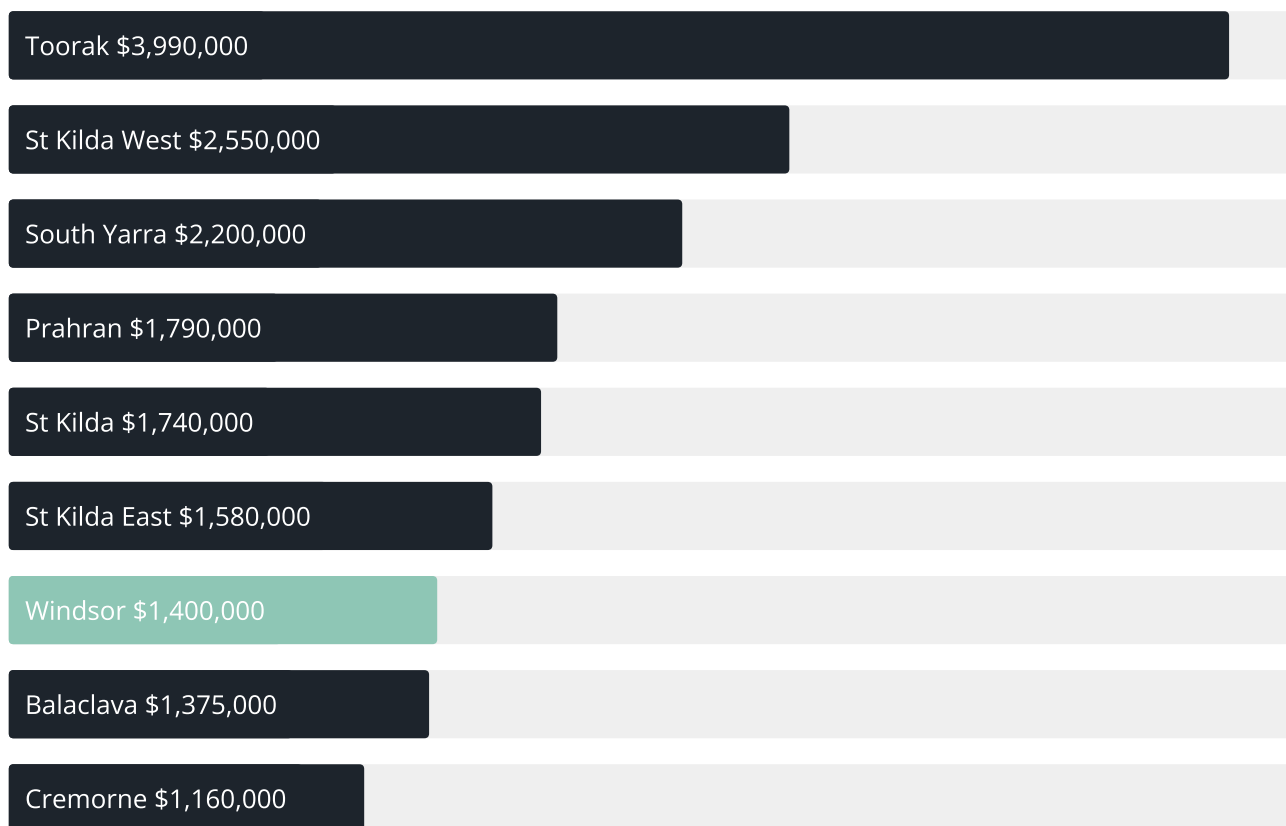
### Quarterly Price Change\*



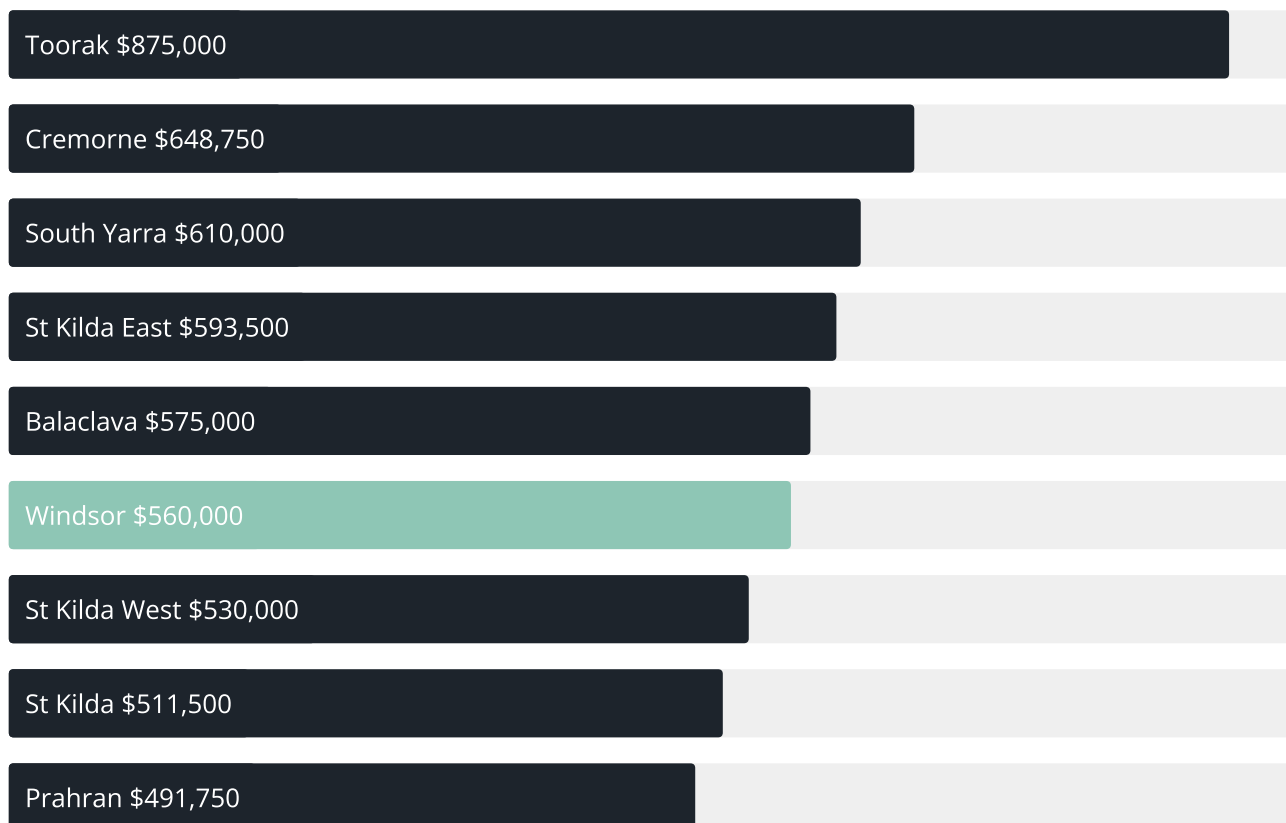


## WINDSOR SUBURB REPORT

## Median House Sale Price\*



## Median Unit Sale Price\*





## WINDSOR SUBURB REPORT

## Sale Method\*



● Auction 43%  
● Private 57%

## Auction Clearance Rate\*

---

**90.48%**

## Median Days on Market^

---


**25 days**

## Average Hold Period\*

---

**7.9 years**

## Dwelling Type^



## Population^

---

**7,273**

## Population Growth^

---

**-0.11%**

## Median Age^

---

**34 years**

## Ownership^



## Median Asking Rent per week\*

---

**\$800**

## Rental Yield\*

---

**2.95%**

## Median Household Size^











---

**1.8 people**













## WINDSOR SUBURB REPORT

Discover a snapshot of the most recent results for this suburb, to view the full 12 months of sales history, please go to [jellisraig.com.au/suburbinsights](https://jellisraig.com.au/suburbinsights)











Address	Bedrooms	Type	Price	Sold
 62 Peel St Windsor	3	House	\$1,366,000	26 Jul 2025
 19/40-50 High St Windsor	2	Apartment	\$786,000	12 Jul 2025
 104/111 Punt Rd Windsor	3	Unit	\$543,000	11 Jul 2025
 11/23 The Avenue Windsor	1	Apartment	\$385,000	07 Jul 2025
 22/k1 Raleigh St Windsor	2	Apartment	\$535,000	04 Jul 2025
 9/14 Newry St Windsor	2	Unit	\$595,000	02 Jul 2025
 13 Atkinson Cl Windsor	3	House	\$1,590,000	19 Jun 2025
 18 St John St Windsor	2	House	\$1,403,000	18 Jun 2025
 11/55 Union St Windsor	2	Apartment	\$535,250	16 Jun 2025
 18/205 Dandenong Rd Windsor	2	Strata Unit/Flat	\$565,000	14 Jun 2025



## WINDSOR SUBURB REPORT

Address	Bedrooms	Type	Price	Sold
 5/237 Dandenong Rd Windsor	3	Apartment	\$805,000	14 Jun 2025
 202/6K High St Windsor	2	Apartment	\$640,000	13 Jun 2025
 212/33 James St Windsor	1	Apartment	\$390,000	11 Jun 2025
 437/111 Punt Rd Windsor	2	Apartment	\$475,000	09 Jun 2025
 202/2a Henry St Windsor	1	Apartment	\$395,000	03 Jun 2025
 5 Albert St Windsor	3	House	\$1,250,000	03 Jun 2025
 214/270 High St Windsor	1	Apartment	\$380,000	02 Jun 2025
 5 Duke St Windsor	3	Townhouse	\$1,615,000	30 May 2025
 14/25 Williams Rd Windsor	1	Apartment	\$330,000	30 May 2025
 20/205 Dandenong Rd Windsor	3	Apartment	\$638,000	28 May 2025

## WINDSOR SUBURB REPORT

Address	Bedrooms	Type	Price	Sold
 407/3 Victoria St Windsor	2	Apartment	\$700,000	27 May 2025
 310/270 High St Windsor	1	Apartment	\$385,000	21 May 2025
 211/111 Punt Rd Windsor	2	Apartment	\$425,000	20 May 2025
 13/4 Victoria St Windsor	2	Apartment	\$652,250	20 May 2025
 31 Peel St Windsor	2	House	\$1,355,000	17 May 2025
 408/120 High St Windsor	1	Apartment	\$438,000	15 May 2025
 101/69 Newry St Windsor	2	Unit	\$620,000	13 May 2025
 37/174 Peel St Windsor	1	Strata Unit/Flat	\$400,000	13 May 2025
 47 Hornby St Windsor	3	House	\$1,513,750	12 May 2025
 17/17 Ellesmere Rd Windsor	1	Apartment	\$347,500	12 May 2025



Armadale Office  
1215 High Street, Armadale  
03 9864 5000

[jellisraig.com.au](http://jellisraig.com.au)

Data is current as of PDF generation date 01/08/2025

\* Updated Quarterly for the past 12 months

^ Updated daily for the past quarter

~ Updated daily: 33 recent results.

This publication contains data, analytics, statistics and other information supplied by PROPERTYDATAONLINE PTY LTD (PropertyData). The data provided in this publication is of a general nature and should not be construed as specific advice or relied upon in lieu of appropriate professional advice.

PropertyData relies upon data supplied by third parties and while the data is checked and reviewed, PropertyData does not warrant the accuracy or completeness of the information to the full extent permitted by the law and excludes all loss or damage howsoever arising (including through negligence) in connection with the data supplied by PropertyData. The State of Victoria owns the copyright in the Property Sales Data and reproduction of that data in any way without the consent of the State of Victoria will constitute a breach of the Copyright Act 1968 (cth). The State of Victoria does not warrant the accuracy or completeness of the Property Sales Data and any person using or relying upon such information does so on the basis that the State of Victoria accepts no responsibility or liability whatsoever for any errors, faults, defects or omissions in the information supplied.