

# *Suburb Report*

Know your neighbourhood.



# Property Prices

## Median House Price\*

Median

**\$1.46m**

Quarterly Price Change

**-3.00% ↓**

## Median Unit Price\*

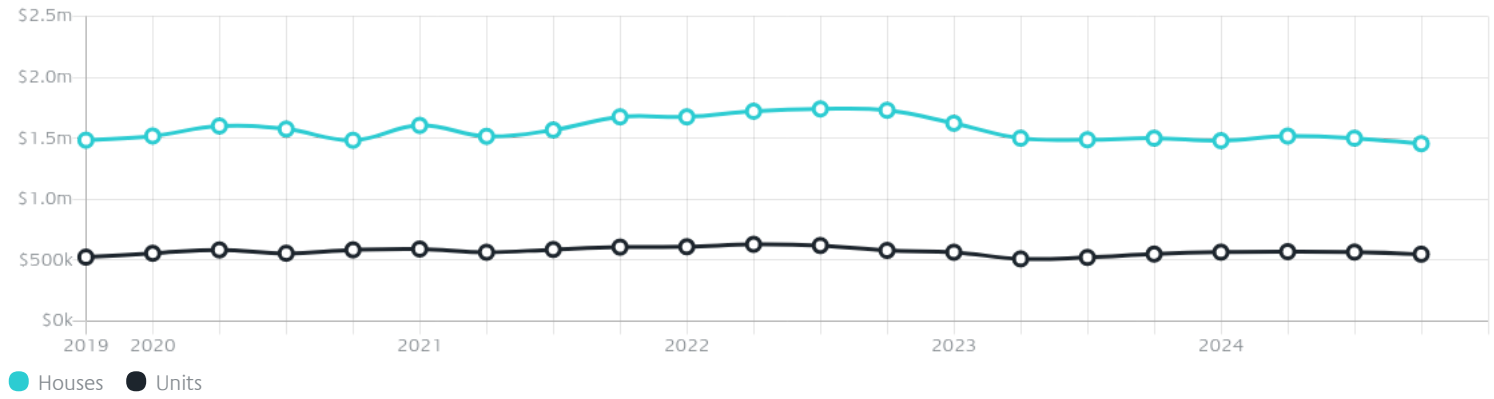
Median

**\$549k**

Quarterly Price Change

**-3.08% ↓**

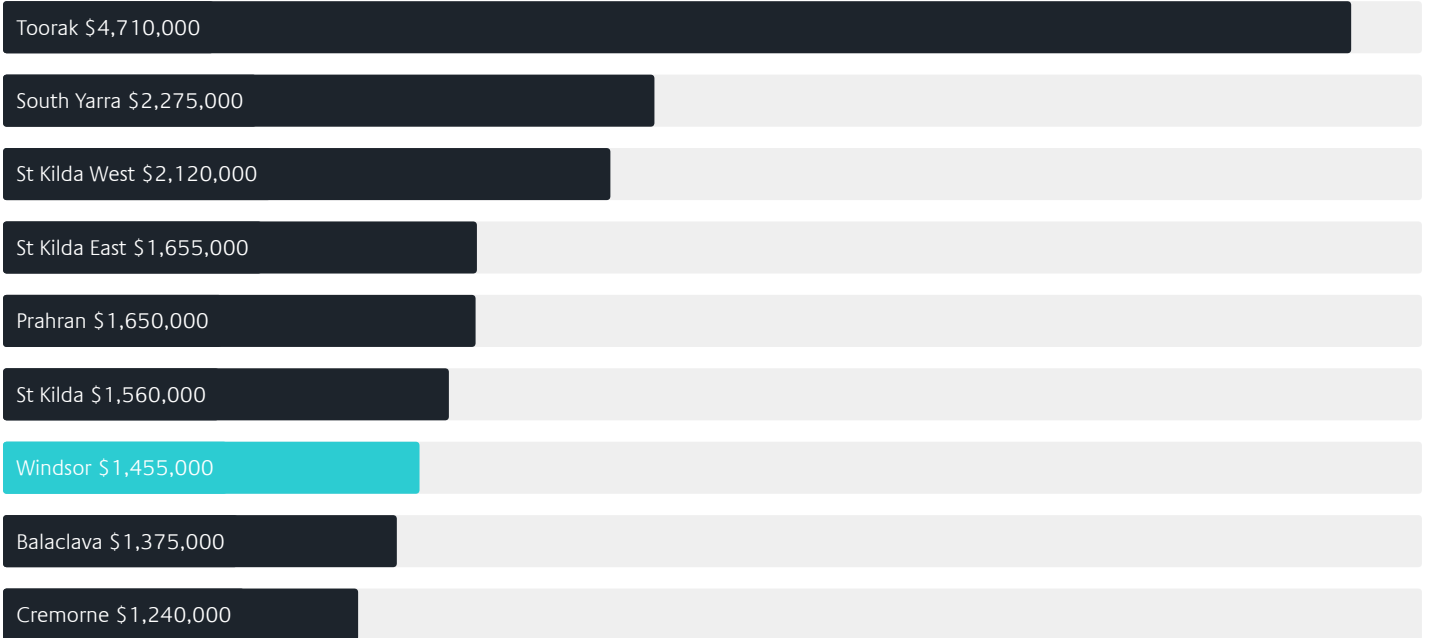
## Quarterly Price Change\*



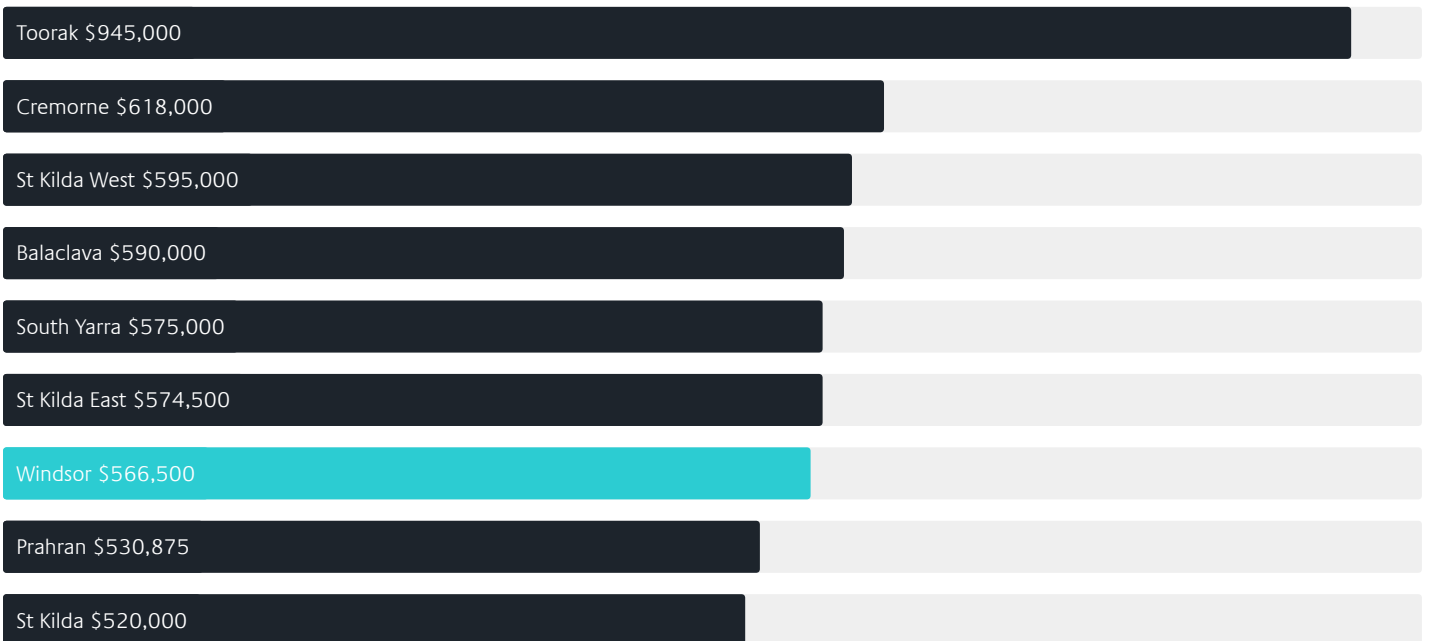
# Surrounding Suburbs

---

## Median House Sale Price\*



## Median Unit Sale Price\*



# Sales Snapshot

## Sale Method<sup>\*</sup>



● Auction 56%  
● Private 44%

## Auction Clearance Rate<sup>\*</sup>

65.52%

## Median Days on Market<sup>^</sup>

31 days

## Average Hold Period<sup>\*</sup>

7.9 years

# Insights

## Dwelling Type<sup>^</sup>



● Houses 13% ● Units 87%

## Ownership<sup>^</sup>



● Owned Outright 19% ● Mortgaged 25% ● Rented 56%

## Population<sup>^</sup>

7,273

## Median Asking Rent per week<sup>\*</sup>

\$825

## Population Growth<sup>^</sup>

-0.11%

## Rental Yield<sup>\*</sup>

2.95%

## Median Age<sup>^</sup>













34 years

## Median Household Size<sup>^</sup>













1.8 people

# Sold Properties~













Discover a snapshot of the most recent results for this suburb, to view the full 12 months of sales history, please go to [jellisraig.com.au/suburbinsights](https://jellisraig.com.au/suburbinsights)

Address	Bedrooms	Type	Price	Sold
 101/25 Gertrude St Windsor	1	Apartment	\$430,000	20 Dec 2024
 24/k11 Raleigh St WINDSOR	1	Apartment	\$260,000	18 Dec 2024
 5 Normanby St Windsor	2	House	\$1,075,000	14 Dec 2024
 36 Lewisham Rd Windsor	2	House	\$1,455,000	14 Dec 2024
 12/4 The Avenue Windsor	1	House	\$420,000	12 Dec 2024
 1/12 Ellesmere Rd Windsor	2	Unit	\$695,000	07 Dec 2024
 111/2a Henry St Windsor	1	Apartment	\$355,000	03 Dec 2024
 9/8K High St Windsor	3	Townhouse	\$960,000	29 Nov 2024
 73 Lewisham Rd Windsor	3	House	\$2,175,000	29 Nov 2024
 12/9 The Avenue Windsor	1	Apartment	\$445,000	28 Nov 2024
 5/29 The Avenue Windsor	2	Apartment	\$608,000	19 Nov 2024
 3/32 The Avenue Windsor	2	Apartment	\$565,000	16 Nov 2024

# Sold Properties~

Address	Bedrooms	Type	Price	Sold
 13/k7 High St Windsor	1	Apartment	\$410,000	15 Nov 2024
 26 Ann St Windsor	4	House	\$2,650,000	15 Nov 2024
 2/8 Henry St Windsor	2	Apartment	\$640,000	13 Nov 2024
 118/33 James St Windsor	2	Strata Unit/Flat	\$780,500	12 Nov 2024
 29 Ann St WINDSOR	4	House	\$2,260,000	09 Nov 2024
 14/14 Newry St Windsor	2	Apartment	\$560,000	09 Nov 2024
 1/27 Newry St Windsor	2	Apartment	\$732,000	08 Nov 2024
 107/2a Henry St Windsor	2	Apartment	\$515,000	07 Nov 2024
 16/209 Dandenong Rd Windsor	1	Strata Unit/Flat	\$395,000	30 Oct 2024
 8/5 Lewisham Rd Windsor	1	Strata Unit/Flat	\$750,000	30 Oct 2024
 11/4 The Avenue Windsor	2	Apartment	\$650,000	29 Oct 2024
 1/18 Ellesmere Rd Windsor	2	Apartment	\$940,000	25 Oct 2024

# Sold Properties~

Address	Bedrooms	Type	Price	Sold
 8/4 The Avenue Windsor	1	Unit	\$461,000	25 Oct 2024
 36a Lewisham Rd Windsor	2	House	\$1,145,000	23 Oct 2024
 24/4 Victoria St Windsor	2	Apartment	\$605,000	21 Oct 2024
 105S/65 Mcilwrick St Windsor	3	Strata Unit/Flat	\$1,615,000	21 Oct 2024
 10 Eastbourne St Windsor	3	House	\$1,460,000	18 Oct 2024
 47 Mcilwrick St Windsor	4	House	\$2,125,000	16 Oct 2024
 8/43 Williams Rd Windsor	2	Apartment	\$527,000	16 Oct 2024
 45 Eastbourne St Windsor	2	House	\$910,000	16 Oct 2024
 203/8 James St Windsor	2	Unit	\$806,000	14 Oct 2024
 6/21 Lewisham Rd Windsor	1	Apartment	\$477,000	12 Oct 2024
 13/9 The Avenue Windsor	1	Apartment	\$430,000	08 Oct 2024
 16/58 The Avenue Windsor	2	Apartment	\$570,000	08 Oct 2024



Armadale Office  
1215 High Street, Armadale  
03 9864 5000

[jelliscraig.com.au](http://jelliscraig.com.au)

Data is current as of PDF generation date 20/01/2025

\* Updated Quarterly for the past 12 months

^ Updated daily for the past quarter

~ Updated daily: 33 recent results.

This publication contains data, analytics, statistics and other information supplied by PROPERTYDATAONLINE PTY LTD (PropertyData). The data provided in this publication is of a general nature and should not be construed as specific advice or relied upon in lieu of appropriate professional advice.

PropertyData relies upon data supplied by third parties and while the data is checked and reviewed, PropertyData does not warrant the accuracy or completeness of the information to the full extent permitted by the law and excludes all loss or damage howsoever arising (including through negligence) in connection with the data supplied by PropertyData. The State of Victoria owns the copyright in the Property Sales Data and reproduction of that data in any way without the consent of the State of Victoria will constitute a breach of the Copyright Act 1968 (cth). The State of Victoria does not warrant the accuracy or completeness of the Property Sales Data and any person using or relying upon such information does so on the basis that the State of Victoria accepts no responsibility or liability whatsoever for any errors, faults, defects or omissions in the information supplied.